



The 9th Asian Winter Games Harbin 2025

Results Book

Ice Hockey



OCA RESULTS BOOKS

The information provided in this publication is accurate at the time of production.

For update, please refer to <https://www.ocagames.com/orb/9awg.html>

©2025 Olympic Council of Asia



Competition Schedule

竞赛日程

As of THU 13 FEB 2025

Date	Start Time	Game	Location
MON 3 FEB	09:00	Preliminary Round - Group B, Game 1 KUW vs KGZ	Harbin Ice Hockey Arena
	13:00	Preliminary Round - Group B, Game 2 SGP vs BRN	Harbin Ice Hockey Arena
	21:00	Preliminary Round - Group C, Game 4 HKG vs MAC	Harbin Ice Hockey Arena
TUE 4 FEB	12:00	Preliminary Round - Group A, Game 5 TPE vs JPN	Harbin Ice Hockey Arena
	16:00	Preliminary Round - Group A, Game 6 THA vs KAZ	Harbin Ice Hockey Arena
	20:00	Preliminary Round - Group A, Game 7 CHN vs KOR	Harbin Ice Hockey Arena
WED 5 FEB	09:00	Preliminary Round - Group B, Game 8 SGP vs KUW	Harbin Sport University Student Skating Hall
	12:00	Preliminary Round - Group A, Game 9 JPN vs THA	Harbin Ice Hockey Arena
	13:00	Preliminary Round - Group B, Game 10 KGZ vs BRN	Harbin Sport University Student Skating Hall
	16:00	Preliminary Round - Group A, Game 11 KOR vs TPE	Harbin Ice Hockey Arena
	17:00	Preliminary Round - Group C, Game 12 HKG vs IND	Harbin Sport University Student Skating Hall
	20:00	Preliminary Round - Group A, Game 13 KAZ vs CHN	Harbin Ice Hockey Arena
	21:00	Preliminary Round - Group C, Game 14 TKM vs MAC	Harbin Sport University Student Skating Hall
THU 6 FEB	20:30	Preliminary Round - Group C, Game 3 IND vs TKM	Harbin Ice Hockey Arena
FRI 7 FEB	09:00	Preliminary Round - Group A, Game 15 KAZ vs TPE	Harbin Ice Hockey Arena
	12:30	Preliminary Round - Group A, Game 16 THA vs CHN	Harbin Ice Hockey Arena
	12:30	Preliminary Round - Group A, Game 17 KOR vs JPN	Harbin Sport University Student Skating Hall
SAT 8 FEB	12:00	Preliminary Round - Group A, Game 18 JPN vs KAZ	Harbin Ice Hockey Arena
	16:00	Preliminary Round - Group A, Game 19 THA vs KOR	Harbin Ice Hockey Arena
	20:00	Preliminary Round - Group A, Game 20 CHN vs TPE	Harbin Ice Hockey Arena
SUN 9 FEB	09:00	Preliminary Round - Group C, Game 21 TKM vs HKG	Harbin Ice Hockey Arena
	13:00	Preliminary Round - Group C, Game 22 MAC vs IND	Harbin Ice Hockey Arena
	17:00	Preliminary Round - Group B, Game 23 KGZ vs SGP	Harbin Ice Hockey Arena
	21:00	Preliminary Round - Group B, Game 24 BRN vs KUW	Harbin Ice Hockey Arena
MON 10 FEB	09:00	Placement Round (13-14), Game 25 MAC vs BRN	Harbin Sport University Student Skating Hall
	12:00	Preliminary Round - Group A, Game 26 KAZ vs KOR	Harbin Ice Hockey Arena
	13:00	Placement Round (11-12), Game 27 SGP vs IND	Harbin Sport University Student Skating Hall
	16:00	Preliminary Round - Group A, Game 28 TPE vs THA	Harbin Ice Hockey Arena
	17:00	Placement Round (9-10), Game 29 KUW vs TKM	Harbin Sport University Student Skating Hall
	20:00	Preliminary Round - Group A, Game 30 JPN vs CHN	Harbin Ice Hockey Arena
	21:00	Quarterfinals Ranking, Game 31 HKG vs KGZ	Harbin Sport University Student Skating Hall
TUE 11 FEB	16:00	Quarterfinals, Game 32 KAZ vs HKG	Harbin Ice Hockey Arena
	16:00	Quarterfinals, Game 33 KOR vs KGZ	Harbin Sport University Student Skating Hall
	20:00	Quarterfinals, Game 34 CHN vs TPE	Harbin Ice Hockey Arena
	20:00	Quarterfinals, Game 35 JPN vs THA	Harbin Sport University Student Skating Hall
THU 13 FEB	10:00	Semifinals, Game 36 KAZ vs CHN	Harbin Ice Hockey Arena
	14:00	Semifinals, Game 37 KOR vs JPN	Harbin Ice Hockey Arena
FRI 14 FEB	10:00	Bronze Medal Game, Game 38 KOR vs CHN	Harbin Ice Hockey Arena
	14:00	Gold Medal Game, Game 39 KAZ vs JPN	Harbin Ice Hockey Arena

Competition Officials

竞赛官员

As of FRI 14 FEB 2025

REVISED

14 FEB 15:14

Function	No. Name	NOC
On-Ice Officials		
Referee	BORYAYEV Anton	KAZ - Kazakhstan
	CHAE Young Jin	KOR - Republic of Korea
	CHUBENKO Konstantin	KAZ - Kazakhstan
	KANG Tae Woo	KOR - Republic of Korea
	LI Ho Ching	HKG - Hong Kong, China
	LIU Jiaqi	CHN - China
	MOREV Timur	KAZ - Kazakhstan
	SHEN Yen-Chin	TPE - Chinese Taipei
	WANG Gongbo	CHN - China
	YUSOFF Mohamad Faris Hakimin Bin	MAS - Malaysia
Linesperson	CHI Hongda	CHN - China
	CHOI Doyeon	KOR - Republic of Korea
	FU Dahe	CHN - China
	GAO Yinfeng	CHN - China
	HUNG Chi-Lun	TPE - Chinese Taipei
	ISKAKOV Timur	KAZ - Kazakhstan
	LIU Haotian	CHN - China
	MASHENKIN Vladislav	KAZ - Kazakhstan
	SU Wonil	KOR - Republic of Korea
	YUAN Zhaoyang	CHN - China
	ZHU Jialin	CHN - China
Off-Ice Officials		
Tournament Chairperson	OMORKANOV Aivaz	KGZ - Kyrgyzstan
Officiating Coach	KOWERT Andreas	GER - Germany
	LIM Yong Chun	MAS - Malaysia
	LIVF Par-Olof Rickard	SWE - Sweden
Medical Supervisor	MOLDER Jaan	EST - Estonia

Note:

Officials data may be updated until start of competition

REVISED

Revised to add Officiating Coaches and Medical Supervisor

Timing & Results provided by **BORNAN**

Game Officials Assignment

比赛官员分工

As of FRI 14 FEB 2025

G	Teams	Venue	Date Time	On-Ice Officials	Supervisors	Others
1	KUW - KGZ Colour: (Blue) (White) Bench: (Right) (Left)	HIHA	MON 3 FEB 09:00	Ref. SHEN Yen-Chin (TPE) SBR CHAE Young Jin (KOR) LP FU Dahe (CHN) LP SU Wonil (KOR)	GS VALIAHO K (FIN) OC LIM Yong Chun (MAS)	
2	SGP - BRN Colour: (White) (Red) Bench: (Left) (Right)	HIHA	MON 3 FEB 13:00	Ref. YUSOFF MFHB (MAS) SBR MOREV Timur (KAZ) LP GAO Yinfeng (CHN) LP LIU Haotian (CHN)	GS VALIAHO K (FIN) OC KOWERT Andreas (GER)	
4	HKG - MAC Colour: (Red) (White) Bench: (Right) (Left)	HIHA	MON 3 FEB 21:00	Ref. WANG Gongbo (CHN) SBR LI Ho Ching (HKG) LP CHI Hongda (CHN) LP MASHENKIN V (KAZ)	GS VALIAHO K (FIN) OC LIM Yong Chun (MAS)	
5	TPE - JPN Colour: (White) (Black) Bench: (Left) (Right)	HIHA	TUE 4 FEB 12:00	Ref. CHAE Young Jin (KOR) Ref. MOREV Timur (KAZ) LP CHOI Doyeon (KOR) LP YUAN Zhaoyang (CHN)	GS SPRINGFELD H (AUT) OC LIVF POR (SWE)	
6	THA - KAZ Colour: (Blue) (White) Bench: (Right) (Left)	HIHA	TUE 4 FEB 16:00	Ref. KANG Tae Woo (KOR) Ref. LIU Jiaqi (CHN) LP HUNG Chi-Lun (TPE) LP ZHU Jialin (CHN)	GS SPRINGFELD H (AUT) OC KOWERT Andreas (GER)	
7	CHN - KOR Colour: (Red) (White) Bench: (Right) (Left)	HIHA	TUE 4 FEB 20:00	Ref. BORYAYEV A (KAZ) Ref. CHUBENKO K (KAZ) LP ISKAKOV Timur (KAZ) LP MASHENKIN V (KAZ)	GS SPRINGFELD H (AUT) OC LIVF POR (SWE)	
8	SGP - KUW Colour: (Red) (White) Bench: (Left) (Right)	HSU	WED 5 FEB 09:00	Ref. MOREV Timur (KAZ) LP CHOI Doyeon (KOR) LP ZHU Jialin (CHN) SBL CHI Hongda (CHN)	GS ELEKES-SZENTAGOTAI (HUN) OC LIVF POR (SWE)	
9	JPN - THA Colour: (Black) (White) Bench: (Right) (Left)	HIHA	WED 5 FEB 12:00	Ref. SHEN Yen-Chin (TPE) Ref. WANG Gongbo (CHN) LP LIU Haotian (CHN) LP SU Wonil (KOR)	GS SPRINGFELD H (AUT) OC KOWERT Andreas (GER)	
10	KGZ - BRN Colour: (Red) (White) Bench: (Right) (Left)	HSU	WED 5 FEB 13:00	Ref. BORYAYEV A (KAZ) SBR MOREV Timur (KAZ) LP HUNG Chi-Lun (TPE) LP YUAN Zhaoyang (CHN)	GS VALIAHO K (FIN) OC LIM Yong Chun (MAS)	

G	Teams	Venue	Date Time	On-Ice Officials	Supervisors	Others
11	KOR - TPE Colour: (White) (Blue) Bench: (Right) (Left)	HIHA	WED 5 FEB 16:00	Ref. LIU Jiaqi (CHN) Ref. YUSOFF MFHB (MAS) LP FU Dahe (CHN) LP MASHENKIN V (KAZ)	GS SPRINGFELD H (AUT) OC KOWERT Andreas (GER)	
12	HKG - IND Colour: (Red) (White) Bench: (Right) (Left)	HSU	WED 5 FEB 17:00	Ref. CHUBENKO K (KAZ) SBR BORYAYEV A (KAZ) LP GAO Yinfeng (CHN) LP ISKAKOV Timur (KAZ)	GS VALIAHO K (FIN) OC LIM Yong Chun (MAS)	
13	KAZ - CHN Colour: (Blue) (White) Bench: (Right) (Left)	HIHA	WED 5 FEB 20:00	Ref. CHAE Young Jin (KOR) Ref. KANG Tae Woo (KOR) LP CHOI Doyeon (KOR) LP SU Wonil (KOR)	GS SPRINGFELD H (AUT) OC KOWERT Andreas (GER)	
14	TKM - MAC Colour: (Green) (White) Bench: (Left) (Right)	HSU	WED 5 FEB 21:00	Ref. LI Ho Ching (HKG) SBR SHEN Yen-Chin (TPE) LP CHI Hongda (CHN) LP LIU Haotian (CHN)	GS VALIAHO K (FIN) OC LIM Yong Chun (MAS)	
3	IND - TKM Colour: (White) (Green) Bench: (Right) (Left)	HIHA	THU 6 FEB 20:30	Ref. LI Ho Ching (HKG) SBR KANG Tae Woo (KOR) LP ISKAKOV Timur (KAZ) LP ZHU Jialin (CHN)	GS SPRINGFELD H (AUT) OC LIVF POR (SWE)	
15	KAZ - TPE Colour: (Blue) (White) Bench: (Right) (Left)	HIHA	FRI 7 FEB 09:00	Ref. CHAE Young Jin (KOR) Ref. WANG Gongbo (CHN) LP GAO Yinfeng (CHN) LP LIU Haotian (CHN)	GS VALIAHO K (FIN) OC KOWERT Andreas (GER)	
16	THA - CHN Colour: (Blue) (White) Bench: (Left) (Right)	HIHA	FRI 7 FEB 12:30	Ref. KANG Tae Woo (KOR) Ref. MOREV Timur (KAZ) LP HUNG Chi-Lun (TPE) LP MASHENKIN V (KAZ)	GS VALIAHO K (FIN) OC LIM Yong Chun (MAS)	
17	KOR - JPN Colour: (White) (Black) Bench: (Left) (Right)	HSU	FRI 7 FEB 12:30	Ref. CHUBENKO K (KAZ) Ref. LIU Jiaqi (CHN) LP CHI Hongda (CHN) LP ISKAKOV Timur (KAZ)	GS SPRINGFELD H (AUT) OC LIVF POR (SWE)	
18	JPN - KAZ Colour: (White) (Blue) Bench: (Right) (Left)	HIHA	SAT 8 FEB 12:00	Ref. CHAE Young Jin (KOR) Ref. WANG Gongbo (CHN) LP FU Dahe (CHN) LP SU Wonil (KOR)	GS VALIAHO K (FIN) OC LIM Yong Chun (MAS)	
19	THA - KOR Colour: (Blue) (White) Bench: (Left) (Right)	HIHA	SAT 8 FEB 16:00	Ref. LI Ho Ching (HKG) Ref. SHEN Yen-Chin (TPE) LP YUAN Zhaoyang (CHN) LP ZHU Jialin (CHN)	GS VALIAHO K (FIN) OC KOWERT Andreas (GER)	

G	Teams	Venue	Date Time	On-Ice Officials	Supervisors	Others
20	CHN - TPE Colour: (Red) (White) Bench: (Right) (Left)	HIHA	SAT 8 FEB 20:00	Ref. BORYAYEV A (KAZ) Ref. CHUBENKO K (KAZ) LP CHOI Doyeon (KOR) LP HUNG Chi-Lun (TPE)	GS VALIAHO K (FIN) OC LIM Yong Chun (MAS)	
21	TKM - HKG Colour: (Green) (White) Bench: (Left) (Right)	HIHA	SUN 9 FEB 09:00	Ref. KANG Tae Woo (KOR) SBR LIU Jiaqi (CHN) LP CHI Hongda (CHN) LP GAO Yinfeng (CHN)	GS VALIAHO K (FIN) OC LIVF POR (SWE)	
22	MAC - IND Colour: (Green) (White) Bench: (Right) (Left)	HIHA	SUN 9 FEB 13:00	Ref. YUSOFF MFHB (MAS) SBR WANG Gongbo (CHN) LP FU Dahe (CHN) LP YUAN Zhaoyang (CHN)	GS KASEMSUNT NA AYUD. (THA) OC LIVF POR (SWE)	
23	KGZ - SGP Colour: (White) (Red) Bench: (Right) (Left)	HIHA	SUN 9 FEB 17:00	Ref. SHEN Yen-Chin (TPE) SBR YUSOFF MFHB (MAS) LP LIU Haotian (CHN) LP MASHENKIN V (KAZ)	GS KASEMSUNT NA AYUD. (THA) OC KOWERT Andreas (GER)	
24	BRN - KUW Colour: (Red) (White) Bench: (Left) (Right)	HIHA	SUN 9 FEB 21:00	Ref. LI Ho Ching (HKG) SBR CHUBENKO K (KAZ) LP ISKAKOV Timur (KAZ) LP SU Wonil (KOR)	GS KASEMSUNT NA AYUD. (THA) OC KOWERT Andreas (GER)	
25	MAC - BRN Colour: (Green) (White) Bench: (Left) (Right)	HSU	MON 10 FEB 09:00	Ref. MOREV Timur (KAZ) SBR YUSOFF MFHB (MAS) LP CHI Hongda (CHN) LP CHOI Doyeon (KOR)	GS ELEKES-SZENTAGOTAI (HUN) OC LIM Yong Chun (MAS)	
26	KAZ - KOR Colour: (Blue) (White) Bench: (Right) (Left)	HIHA	MON 10 FEB 12:00	Ref. LIU Jiaqi (CHN) Ref. SHEN Yen-Chin (TPE) LP FU Dahe (CHN) LP YUAN Zhaoyang (CHN)	GS SPRINGFELD H (AUT) OC LIVF POR (SWE)	
27	SGP - IND Colour: (Red) (White) Bench: (Right) (Left)	HSU	MON 10 FEB 13:00	Ref. LI Ho Ching (HKG) SBR CHUBENKO K (KAZ) LP HUNG Chi-Lun (TPE) LP ISKAKOV Timur (KAZ)	GS VALIAHO K (FIN) OC LIM Yong Chun (MAS)	
28	TPE - THA Colour: (Blue) (White) Bench: (Left) (Right)	HIHA	MON 10 FEB 16:00	Ref. WANG Gongbo (CHN) Ref. YUSOFF MFHB (MAS) LP LIU Haotian (CHN) LP SU Wonil (KOR)	GS SPRINGFELD H (AUT) OC LIVF POR (SWE)	
29	KUW - TKM Colour: (Blue) (White) Bench: (Right) (Left)	HSU	MON 10 FEB 17:00	Ref. BORYAYEV A (KAZ) Ref. CHAE Young Jin (KOR) SBR LI Ho Ching (HKG) LP GAO Yinfeng (CHN) LP ZHU Jialin (CHN)	GS VALIAHO K (FIN) OC KOWERT Andreas (GER)	

G	Teams	Venue	Date Time	On-Ice Officials	Supervisors	Others
30	JPN - CHN Colour: (White) (Red) Bench: (Right) (Left)	HIHA	MON 10 FEB 20:00	Ref. CHUBENKO K (KAZ) Ref. MOREV Timur (KAZ) LP ISKAKOV Timur (KAZ) LP MASHENKIN V (KAZ)	GS SPRINGFELD H (AUT) OC LIVF POR (SWE)	
31	HKG - KGZ Colour: (Red) (White) Bench: (Right) (Left)	HSU	MON 10 FEB 21:00	Ref. BORYAYEV A (KAZ) Ref. LIU Jiaqi (CHN) LP CHI Hongda (CHN) LP CHOI Doyeon (KOR)	GS ELEKES-SZENTAGOTAI (HUN) OC KOWERT Andreas (GER)	
32	KAZ - HKG Colour: (Blue) (White) Bench: (Right) (Left)	HIHA	TUE 11 FEB 16:00	Ref. CHAE Young Jin (KOR) Ref. YUSOFF MFHB (MAS) LP LIU Haotian (CHN) LP ZHU Jialin (CHN)	GS VALIAHO K (FIN) OC LIM Yong Chun (MAS)	
33	KOR - KGZ Colour: (Blue) (White) Bench: (Right) (Left)	HSU	TUE 11 FEB 16:00	Ref. MOREV Timur (KAZ) Ref. SHEN Yen-Chin (TPE) LP HUNG Chi-Lun (TPE) LP YUAN Zhaoyang (CHN)	GS ELEKES-SZENTAGOTAI (HUN) OC LIVF POR (SWE)	
34	CHN - TPE Colour: (Red) (White) Bench: (Right) (Left)	HIHA	TUE 11 FEB 20:00	Ref. BORYAYEV A (KAZ) Ref. CHUBENKO K (KAZ) LP CHOI Doyeon (KOR) LP SU Wonil (KOR)	GS VALIAHO K (FIN) OC KOWERT Andreas (GER)	
35	JPN - THA Colour: (Black) (White) Bench: (Right) (Left)	HSU	TUE 11 FEB 20:00	Ref. LI Ho Ching (HKG) Ref. LIU Jiaqi (CHN) LP FU Dahe (CHN) LP GAO Yinfeng (CHN)	GS ELEKES-SZENTAGOTAI (HUN) OC LIVF POR (SWE)	
36	KAZ - CHN Colour: (Blue) (White) Bench: (Left) (Right)	HIHA	THU 13 FEB 10:00	Ref. CHAE Young Jin (KOR) Ref. SHEN Yen-Chin (TPE) LP CHI Hongda (CHN) LP MASHENKIN V (KAZ)	GS EDERER H (GER) OC KOWERT Andreas (GER)	
37	KOR - JPN Colour: (Blue) (White) Bench: (Left) (Right)	HIHA	THU 13 FEB 14:00	Ref. CHUBENKO K (KAZ) Ref. MOREV Timur (KAZ) LP FU Dahe (CHN) LP ISKAKOV Timur (KAZ)	GS EDERER H (GER) OC LIM Yong Chun (MAS)	
38	KOR - CHN Colour: (White) (Red) Bench: (Left) (Right)	HIHA	FRI 14 FEB 10:00	Ref. BORYAYEV A (KAZ) Ref. MOREV Timur (KAZ) LP FU Dahe (CHN) LP MASHENKIN V (KAZ)	GS EDERER H (GER) OC LIM Yong Chun (MAS)	
39	KAZ - JPN Colour: (Blue) (White) Bench: (Left) (Right)	HIHA	FRI 14 FEB 14:00	Ref. CHAE Young Jin (KOR) Ref. CHUBENKO K (KAZ) LP CHI Hongda (CHN) LP ISKAKOV Timur (KAZ)	GS EDERER H (GER) OC LIM Yong Chun (MAS)	



Legend:					
G	Game number	GS	Game supervisor	HIHA	Harbin Ice Hockey Arena
LP	Linesperson	OC	Officiating Coach	HSU	Harbin Sport University Student Skating Hall
SBR	Standby referee			SBL	Standby linesperson
				Ref.	Referee

Team Roster

队伍名单

As of SUN 2 FEB 2025

Initial Registration 2 FEB 2025

BRN - Bahrain

No.	Name	Pos.	Shoots/ Catches	Date of Birth	Height m / ft in	Weight kg / lbs	Club	Registration *
5	HUSAIN Ammar	D	L	21 APR 1995	1.85 / 6'1"	104 / 229	Bahrain Ice Hockey Club (BRN)	
7	SULAIBEEKH Salman	D	L	8 DEC 1979	1.75 / 5'9"	61 / 134	Bahrain Ice Hockey Club (BRN)	
8	ALSALAH Yousif	F	R	22 JUN 1999	1.78 / 5'10"	75 / 165	Bahrain Ice Hockey Club (BRN)	
9	ALMUTLAQ Rashed	GK	L	21 MAR 1985	1.67 / 5'6"	71 / 157	Bahrain Ice Hockey Club (BRN)	
10	SAYER Abdulla	D	L	22 FEB 1991	1.73 / 5'8"	71 / 157	Bahrain Ice Hockey Club (BRN)	
13	HEGAZI Sameh	F	R	26 JUN 1987	1.76 / 5'9"	90 / 198	Bahrain Ice Hockey Club (BRN)	
17	TURKI Abdulrahman	D	R	25 OCT 1991	1.69 / 5'7"	68 / 150	Bahrain Ice Hockey Club (BRN)	
19	ALI Majeed	F	L	22 APR 2000	1.80 / 5'11"	70 / 154	Bahrain Ice Hockey Club (BRN)	
23	MASAUD Ahmed	F	R	19 DEC 2003	1.85 / 6'1"	75 / 165	Bahrain Ice Hockey Club (BRN)	
28	HEJRES Abdullatif	F	R	28 MAR 1994	1.72 / 5'8"	75 / 165	Bahrain Ice Hockey Club (BRN)	
53	ALATWI Mohamed Salah Mohamed	F	L	29 SEP 1983	1.83 / 6'0"	89 / 196	Bahrain Ice Hockey Club (BRN)	
55	ALTHAWADI Salman	F	L	13 JUN 1985	1.80 / 5'11"	86 / 190	Bahrain Ice Hockey Club (BRN)	
69	JANAHI Abdulla	F	L	10 APR 1982	1.67 / 5'6"	90 / 198	Bahrain Ice Hockey Club (BRN)	
75	ALMARZOOQI Abdulla	F	L	18 FEB 1975	1.62 / 5'4"	72 / 159	Bahrain Ice Hockey Club (BRN)	
77	ALBAHRI Rashed	F	R	24 JUL 2000	1.75 / 5'9"	61 / 134	Bahrain Ice Hockey Club (BRN)	
89	TURKI Abdulla	D	R	18 JUL 1989	1.65 / 5'5"	72 / 159	Bahrain Ice Hockey Club (BRN)	
91	ALADHAB Abdulla	GK	L	1 DEC 1991	1.75 / 5'9"	76 / 168	Bahrain Ice Hockey Club (BRN)	
99	ALMUTAWA Abdulla	D	R	29 JUL 1991	1.71 / 5'7"	90 / 198	Bahrain Ice Hockey Club (BRN)	

Team Average:

1.74 / 5'9" 78 / 172

Average Age:

34

Total: 16 players and 2 goalkeepers

Team Officials:

Function	Name	Nat.	Date of Birth	Function	Name	Nat.	Date of Birth
Head Coach:	FAKHROO Tamer	BRN	19 AUG 1976	General Manager:	ALQASEMI Abdulla	BRN	16 AUG 1982
				Physiotherapist:	ALMANSOOR Mohamed	BRN	1 JAN 1968
				Team Staff:	JANAHI Malak	BRN	8 SEP 1998

Note:

* Registration date of single players is only shown when different from Initial Registration date

Legend:

D Defender **F** Forward **GK** Goalkeeper **L** Shoots or catches Left
No. Jersey number **Pos.** Position **R** Shoots or catches Right

Team Roster

队伍名单

As of SUN 2 FEB 2025

Initial Registration 2 FEB 2025

CHN - China

No.	Name	Pos.	Shoots/ Catches	Date of Birth	Height m / ft in	Weight kg / lbs	Club	Registration *
4	XU Lang	D	R	20 MAY 2004	1.81 / 5'11"	78 / 172	Qiqihar (CHN)	
6	CHEN Zimeng	D	L	26 JUN 1997	1.75 / 5'9"	80 / 176	Beijing (CHN)	
7	ZONG Hanming	D	L	7 JAN 2002	1.90 / 6'3"	92 / 203	Beijing (CHN)	
8	ZUO Tianyou	F	R	7 JUL 1997	1.75 / 5'9"	76 / 168	Beijing (CHN)	
11	ZHANG Pengfei	D	L	9 MAY 1998	1.75 / 5'9"	75 / 165	Beijing (CHN)	
12	YU Jilong	F	L	19 FEB 2000	1.83 / 6'0"	92 / 203	Kunlun Red Star (CHN)	
16	ZHANG Jiaqi	D	R	31 AUG 1997	1.76 / 5'9"	76 / 168	Beijing (CHN)	
17	GUO Jianing	F	R	26 APR 2000	1.79 / 5'10"	86 / 190	Kunlun Red Star (CHN)	
23	LI Zhihao	F	L	12 JUL 2005	1.84 / 6'0"	80 / 176	Beijing Sport University (CHN)	
24	CHEN Kailin	F	L	14 FEB 2004	1.75 / 5'9"	80 / 176	Pickering Panthers (CAN)	
25	LIU Zihao	F	R	22 MAR 2005	1.83 / 6'0"	80 / 176	Beijing (CHN)	
31	CHEN Shifeng	GK	L	26 JUL 2005	1.80 / 5'11"	75 / 165	Boston Jr. Rangers (USA)	
32	SUN Zehao	GK	L	13 DEC 1995	1.78 / 5'10"	77 / 170	Beijing (CHN)	
41	HAN Yuhang	D	R	2 APR 1996	1.75 / 5'9"	75 / 165	Kunlun Red Star (CHN)	
56	ZHANG Zesen	F	R	19 DEC 1996	1.79 / 5'10"	85 / 187	Beijing (CHN)	
71	ZHENG Mingju	F	R	14 FEB 2002	1.91 / 6'3"	93 / 205	Beijing (CHN)	
73	FU Rao	D	L	5 FEB 2001	1.90 / 6'3"	90 / 198	Beijing (CHN)	
79	HU Haoran	GK	L	8 FEB 2000	1.77 / 5'10"	77 / 170	Kunlun Red Star (CHN)	
88	YAN Juncheng	F	L	16 SEP 2000	1.82 / 6'0"	83 / 183	University of Toronto (CAN)	
91	WANG Jing	F	L	23 JUL 2001	1.83 / 6'0"	85 / 187	Beijing (CHN)	
92	HOU Yuyang	F	R	23 DEC 2000	1.82 / 6'0"	75 / 165	Beijing (CHN)	
93	LI Mingshenhao	F	R	25 MAR 2003	1.75 / 5'9"	83 / 183	Stevenson University (USA)	
97	ZHUANG Xinyu	F	R	28 JUN 1997	1.78 / 5'10"	80 / 176	Beijing (CHN)	

Team Average: 1.80 / 5'11" 81 / 179

Average Age: 24

Total: 20 players and 3 goalkeepers

Team Officials:

Function	Name	Nat.	Date of Birth	Function	Name	Nat.	Date of Birth
Head Coach:	PEARN Perry Douglas	CAN	6 JUN 1951	General Manager:	TIAN Tengjun	CHN	10 NOV 1991
Assistant Coach:	BELL Cole John	USA	4 MAY 1989	Equipment Manager:	FAN Qianyun	CHN	20 JUN 1987
Assistant Coach:	REILLY Eugene John	USA	20 JAN 1962	Doctor:	MENG Zhaotong	CHN	11 SEP 1980
Assistant Coach:	WANG Benyu	CHN	27 SEP 1962	Team Staff:	HELIAN Yizhou	CHN	6 JAN 1998

Note:

* Registration date of single players is only shown when different from Initial Registration date

Legend:

D	Defender	F	Forward	GK	Goalkeeper	L	Shoots or catches Left
No.	Jersey number	Pos.	Position	R	Shoots or catches Right		

Timing & Results provided by BORNAN

Team Roster

队伍名单

As of TUE 4 FEB 2025

Initial Registration 2 FEB 2025

REVISED

4 FEB 13:31

HKG - Hong Kong, China

No.	Name	Pos.	Shoots/ Catches	Date of Birth	Height m / ft in	Weight kg / lbs	Club	Registration *
1	LAM Tsz Wing David	GK	L	23 APR 2008	1.70 / 5'7"	100 / 220	HKIHA (THA)	
2	LEUNG Tony	D	L	23 AUG 1987	1.75 / 5'9"	72 / 159	HKIHA (THA)	
3	TO Hei Yu	F	R	18 DEC 1995	1.65 / 5'5"	56 / 123	HKIHA (THA)	
4	CHAN Ho Pong	D	R	3 JUN 2007	1.78 / 5'10"	67 / 148	HKIHA (THA)	
5	TONG Maxwell Wai Hin	F	L	13 SEP 2005	1.83 / 6'0"	75 / 165	Boston Jr. Rangers (USA)	
6	WANG Tsan Lam	F	L	29 APR 2008	1.80 / 5'11"	74 / 163	Shanghai Feiyang (CHN)	
7	LEE Ryan Yuen Chong	D	R	30 NOV 2000	1.72 / 5'8"	68 / 150	HKIHA (THA)	
8	WONG Yin Hay Yannick	D	R	4 SEP 1989	1.78 / 5'10"	80 / 176	HKIHA (THA)	
9	CHU Ryan Chak Hay	F	R	23 OCT 2002	1.73 / 5'8"	70 / 154	HKIHA (THA)	
10	TANG Bryan	F	R	27 OCT 2004	1.80 / 5'11"	79 / 174	Boston Jr. Rangers (USA)	
11	WONG Ka Ho	D	L	23 NOV 1996	1.83 / 6'0"	82 / 181	HKIHA (THA)	
16	YAM Yau	F	L	25 JAN 2005	1.76 / 5'9"	70 / 154	New York University (USA)	
17	YUEN Howard Ho Yeung	D	R	20 JUL 1988	1.89 / 6'2"	100 / 220	Dirty Birdies (CAN)	
19	CHENG Chung Pan Justin	F	R	6 MAR 1998	1.70 / 5'7"	68 / 150	HKIHA (THA)	
20	GAN Michael Xy Kam	GK	L	3 MAR 2008	1.80 / 5'11"	60 / 132	Beijing (CHN)	
22	YAM Yi	D	L	12 JUL 2002	1.68 / 5'6"	60 / 132	HKIHA (THA)	
23	TANG Shin Ming Jasper	F	L	17 APR 1989	1.75 / 5'9"	83 / 183	HKIHA (THA)	
27	NGAN Cheuk Long	F	R	27 JAN 2001	1.79 / 5'10"	72 / 159	HKIHA (THA)	
28	MAK Randolph Dash	F	L	11 OCT 2006	1.86 / 6'1"	73 / 161	North York Rangers (CAN)	
33	CHEUNG Ching Ho	GK	L	3 MAR 1996	1.83 / 6'0"	78 / 172	HKIHA (THA)	
55	SHAM Alvin Cheuk Him	F	L	24 OCT 1983	1.78 / 5'10"	81 / 179	HKIHA (THA)	
88	ELMER Colby Ruben	F	L	24 NOV 2001	1.85 / 6'1"	84 / 185	HKIHA (THA)	
91	SHUM Michael Lee Heng	F	L	31 OCT 2002	1.68 / 5'6"	70 / 154	Berkley University (USA)	

Team Average:

1.77 / 5'10" 75 / 165

Average Age:

25

Total: 20 players and 3 goalkeepers

Team Officials:

Function	Name	Nat.	Date of Birth	Function	Name	Nat.	Date of Birth
Head Coach:	DURANT Carey Richard	CAN	3 OCT 1966	Team Leader:	KAN Siu Him	HKG	12 NOV 1992
Assistant Coach:	LO Linus Kim	CAN	9 FEB 1997	Equipment Manager:	AU Marco Chung Wing	HKG	17 MAR 1981
				Doctor:	LING Ka Kin Samuel	HKG	12 DEC 1982
				Doctor:	TSUI Wo Pong	HKG	25 SEP 1970
				Physiotherapist:	CHAN Kit Laam Kelly	HKG	29 JUN 1998
				Physiotherapist:	CHUNG Yan Hong	HKG	19 APR 1996

Note:

* Registration date of single players is only shown when different from Initial Registration date

Legend:

D Defender **F** Forward **GK** Goalkeeper **L** Shoots or catches Left
No. Jersey number **Pos.** Position **R** Shoots or catches Right

REVISED

Revised to add four Team officials: two doctors and two physiotherapists

Timing & Results provided by BORNAN

Team Roster

队伍名单

As of SUN 2 FEB 2025

Initial Registration 2 FEB 2025

IND - India

No.	Name	Pos.	Shoots/ Catches	Date of Birth	Height m / ft in	Weight kg / lbs	Club	Registration *
7	GYALTSON Tsewang	D	R	16 NOV 1992	1.76 / 5'9"	70 / 154	No Club	
11	HUSSAIN Sajjad	D	R	22 FEB 1995	1.74 / 5'9"	75 / 165	No Club	
12	LOTUS Stanzin	F	R	4 MAY 2005	1.85 / 6'1"	68 / 150	No Club	
16	ANGCHUK Tsering	D	R	31 DEC 1997	1.82 / 6'0"	67 / 148	No Club	
17	MUSTAFA Ghulam	D	R	27 AUG 1997	1.75 / 5'9"	57 / 126	No Club	
18	ANGCHOK Stanzin	F	R	8 MAY 1999	1.72 / 5'8"	70 / 154	No Club	
21	NORBOO Rigzin	D	R	23 OCT 1992	1.65 / 5'5"	67 / 148	No Club	
24	NAMGYAL Stanzin	D	R	24 SEP 1993	1.77 / 5'10"	72 / 159	No Club	
34	PHANDEY Stanzin	GK	L	14 JUL 1987	1.72 / 5'8"	69 / 152	No Club	
37	LAKDAN Angchok	F	R	10 AUG 1993	1.73 / 5'8"	66 / 146	No Club	
38	TUNDUP Namgail	GK	L	7 APR 1992	1.72 / 5'8"	67 / 148	No Club	
42	ISMAIL Mohd	F	R	2 FEB 1992	1.73 / 5'8"	75 / 165	No Club	
44	BABA Mohammad Ali	F	R	13 OCT 2006	1.74 / 5'9"	60 / 132	No Club	
47	TASHI Namgail	F	R	10 MAR 1996	1.73 / 5'8"	72 / 159	No Club	
68	DORJAY Angchok	F	R	20 DEC 1989	1.85 / 6'1"	79 / 174	No Club	
72	TSETAN Chamba	F	R	30 JAN 1994	1.63 / 5'4"	64 / 141	No Club	
77	KUNZANG Jigmath	F	R	5 APR 1991	1.74 / 5'9"	64 / 141	No Club	
83	CHAMBA Lotus	GK	L	25 SEP 1996	1.80 / 5'11"	64 / 141	No Club	
87	DELDAN Namgyal	F	R	24 JUN 1999	1.75 / 5'9"	67 / 148	No Club	
88	DORJAY Tsewang	F	R	29 DEC 1997	1.65 / 5'5"	56 / 123	No Club	
94	ZANGPO Nawang	D	L	5 APR 1994	1.70 / 5'7"	78 / 172	No Club	
95	DESKYONG Namgyal	D	R	8 JAN 1993	1.70 / 5'7"	68 / 150	No Club	
97	ANGDUS Tsering	F	R	26 MAR 1997	1.73 / 5'8"	70 / 154	No Club	

Team Average: 1.74 / 5'8" 68 / 150
Average Age: 29

Total: 20 players and 3 goalkeepers

Team Officials:

Function	Name	Nat.	Date of Birth	Function	Name	Nat.	Date of Birth
Head Coach:	HARROLD Darrin	CAN	20 MAR 1978	General Manager:	MALHOTRA Rajat	IND	24 FEB 1981
Assistant Coach:	BELWAL Amit	IND	10 MAR 1993	Team Leader:	JAHAN Noor	IND	3 MAR 1990
Assistant Coach:	HAKIM Abdul	IND	2 SEP 1977	Doctor:	PATNAIK Sarthak	IND	10 NOV 1980
				Physiotherapist:	MAHAJAN Shantanu	IND	26 JUN 1998
				Team Staff:	SINGH Bharat	IND	19 MAY 1993

Note:

* Registration date of single players is only shown when different from Initial Registration date

Legend:

D Defender **F** Forward **GK** Goalkeeper **L** Shoots or catches Left
No. Jersey number **Pos.** Position **R** Shoots or catches Right

Team Roster

队伍名单

As of SUN 2 FEB 2025

Initial Registration 2 FEB 2025

JPN - Japan

No.	Name	Pos.	Shoots/ Catches	Date of Birth	Height m / ft in	Weight kg / lbs	Club	Registration *
1	NARISAWA Yuta	GK	L	14 APR 1987	1.79 / 5'10"	76 / 168	Red Eagles Hokkaido (JPN)	
2	HAYATA Seiya	D	L	4 DEC 1995	1.78 / 5'10"	85 / 187	Nikko Ice Bucks (JPN)	
4	YONEYAMA Koki	D	R	18 APR 2000	1.78 / 5'10"	80 / 176	Tohoku Free Blades (JPN)	
5	HALLIDAY Jiei	D	R	29 AUG 1996	1.83 / 6'0"	87 / 192	Red Eagles Hokkaido (JPN)	
6	YAMADA Kotaro	D	L	6 JAN 1992	1.85 / 6'1"	89 / 196	Red Eagles Hokkaido (JPN)	
7	TSUTSUMI Kotaro	F	L	28 MAR 2003	1.73 / 5'8"	73 / 161	Chuo University (JPN)	
8	ISHIDA Riku	D	R	27 APR 2000	1.78 / 5'10"	87 / 192	HC Merano (ITA)	
9	TAKAGI Kenta	F	R	14 DEC 1993	1.83 / 6'0"	92 / 203	Red Eagles Hokkaido (JPN)	
10	KOBAYASHI Toi	F	L	19 APR 1999	1.76 / 5'9"	74 / 163	Red Eagles Hokkaido (JPN)	
11	OTSU Kosuke	F	R	6 SEP 1993	1.73 / 5'8"	78 / 172	Nikko Ice Bucks (JPN)	
12	SATO Hiroto	D	L	15 NOV 1993	1.72 / 5'8"	75 / 165	Nikko Ice Bucks (JPN)	
13	OKUBO Masato	F	R	1 AUG 2002	1.78 / 5'10"	78 / 172	Toyo University (JPN)	
14	OSAWA Yuto	F	R	3 OCT 1993	1.82 / 6'0"	86 / 190	Yokohama Griets (JPN)	
15	IRIKURA Taiga	F	R	4 SEP 1996	1.78 / 5'10"	83 / 183	Red Eagles Hokkaido (JPN)	
16	HITOSATO Shigeki	F	L	9 SEP 1994	1.68 / 5'6"	77 / 170	Tohoku Free Blades (JPN)	
18	FURUHASHI Makuru	F	L	30 SEP 1993	1.75 / 5'9"	81 / 179	Nikko Ice Bucks (JPN)	
19	NAKAJIMA Shogo	F	R	26 OCT 1993	1.75 / 5'9"	75 / 165	Red Eagles Hokkaido (JPN)	
20	OTSU Yusei	D	L	22 DEC 1995	1.80 / 5'11"	98 / 216	HL Anyang (KOR)	
21	SUZUKI Kento	F	L	9 DEC 1994	1.75 / 5'9"	80 / 176	Nikko Ice Bucks (JPN)	
25	ISOGAI Sota	F	L	14 FEB 2001	1.77 / 5'10"	80 / 176	Nikko Ice Bucks (JPN)	
27	LAWLOR Kazuki	D	R	20 NOV 1998	1.83 / 6'0"	83 / 183	KH Energa Torun (POL)	
29	OTSUKA Issa	GK	L	3 SEP 2004	1.78 / 5'10"	75 / 165	Nikko Ice Bucks (JPN)	
30	SATO Eiki	GK	L	23 MAY 2001	1.75 / 5'9"	73 / 161	Red Eagles Hokkaido (JPN)	

Team Average:

1.77 / 5'10" 81 / 179

Average Age:

28

Total: 20 players and 3 goalkeepers

Team Officials:

Function	Name	Nat.	Date of Birth	Function	Name	Nat.	Date of Birth
Head Coach:	SKALDE Jarrod	CAN	26 FEB 1971	Equipment Manager:	YOSHIDA Toshinobu	JPN	24 NOV 1972
Assistant Coach:	WAKABAYASHI Chris	JPN	10 NOV 1972	Doctor:	IWAMI Takuro	JPN	23 JAN 1992
Assistant Coach:	YAMANAKA Takeshi	JPN	30 JAN 1971	Physiotherapist:	TSUJI Kiyoshi	JPN	28 NOV 1978

Note:

* Registration date of single players is only shown when different from Initial Registration date

Legend:

D	Defender	F	Forward	GK	Goalkeeper	L	Shoots or catches Left
No.	Jersey number	Pos.	Position	R	Shoots or catches Right		

Team Roster

队伍名单

As of SAT 8 FEB 2025

Initial Registration 2 FEB 2025

KAZ - Kazakhstan

REVISED

8 FEB 12:59

No.	Name	Pos.	Shoots/ Catches	Date of Birth	Height m / ft in	Weight kg / lbs	Club	Registration *
1	AMIRBEKOV Jelal-Ad-Din	GK	L	24 SEP 2002	1.96 / 6'5"	80 / 176	Magnitka Magnitogorsk (RUS)	
2	BREUS Dmitriy	D	R	22 FEB 2004	1.85 / 6'1"	82 / 181	Torpedo Nizhny Novgorod (RUS)	
3	GAITAMIROV Tamirlan	D	L	23 AUG 2000	1.92 / 6'4"	91 / 201	Barys Astana (KAZ)	
6	BUYALSKIY Andrey	F	R	18 AUG 2000	1.91 / 6'3"	81 / 179	Saryarka Karaganda (KAZ)	
7	DANIYAR Samat	D	R	24 JAN 1999	1.83 / 6'0"	73 / 161	Barys Astana (KAZ)	
8	OSPA NOV Ruslan	F	L	23 FEB 2004	1.82 / 6'0"	79 / 174	Nomad (KAZ)	
9	BUTENKO Danil	D	R	6 SEP 2001	1.82 / 6'0"	80 / 176	Nomad (KAZ)	
14	OMIRBEKOV Alikhan	F	L	14 JUN 2001	1.75 / 5'9"	68 / 150	Barys Astana (KAZ)	
15	KOROLYOV Artyom	D	L	20 SEP 2001	1.85 / 6'1"	81 / 179	Barys Astana (KAZ)	
16	BORISSEVICH Alexandr	F	R	22 JUL 1998	1.68 / 5'6"	61 / 134	Saryarka Karaganda (KAZ)	
17	STARCHENKO Roman	F	L	12 MAY 1986	1.79 / 5'10"	88 / 194	Barys Astana (KAZ)	
18	RYMAREV Yevgeniy	F	L	9 SEP 1988	1.75 / 5'9"	78 / 172	Barys Astana (KAZ)	
19	GRENTS Dmitriy	F	R	10 JUN 1996	1.86 / 6'1"	89 / 196	Humo Tashkent (UZB)	
20	SHUTOV Andrey	GK	L	4 MAR 1998	1.89 / 6'2"	90 / 198	Barys Astana (KAZ)	
21	KOLESNIKOV Vyacheslav	F	L	1 AUG 2000	1.86 / 6'1"	88 / 194	Nomad (KAZ)	
22	PANYUKOV Kirill	F	R	22 MAY 1997	1.87 / 6'2"	90 / 198	Barys Astana (KAZ)	
23	CHAPOROV Denis	F	L	21 FEB 2001	1.90 / 6'3"	82 / 181	Arlan Kokshetau (KAZ)	
24	SAVITSKIY Kirill	F	L	9 MAR 1995	1.83 / 6'0"	80 / 176	Barys Astana (KAZ)	
25	STEPANENKO Ivan	D	L	12 NOV 1995	1.86 / 6'1"	94 / 207	Humo Tashkent (UZB)	
26	MIKHAILOV Eduard	D	L	20 OCT 1996	1.83 / 6'0"	82 / 181	Arlan Kokshetau (KAZ)	
27	LIKHOTNIKOV Artem	F	L	11 MAY 1994	1.89 / 6'2"	100 / 220	Humo Tashkent (UZB)	
28	BEKETAYEV Adil	D	L	23 APR 1998	1.94 / 6'4"	94 / 207	Barys Astana (KAZ)	
30	PAVLENKO Maxim	GK	R	4 JUN 2002	1.94 / 6'4"	80 / 176	Ryazyan-VDV (KAZ)	

Team Average:

1.85 / 6'1" 83 / 183

Average Age:

26

Total: 20 players and 3 goalkeepers

Team Officials:

Function	Name	Nat.	Date of Birth	Function	Name	Nat.	Date of Birth
Head Coach:	BOLYAKIN Oleg	KAZ	23 SEP 1965	General Manager:	IVANICH SHEV Boris	KAZ	14 MAR 1965
Assistant Coach:	KNYAZEY Vladimir	KAZ	16 FEB 1981	Equipment Manager:	GART Svyatoslav	KAZ	9 JUL 1997
Assistant Coach:	VERECHSHAGIN Georgiy	KAZ	23 FEB 1974	Doctor:	ZHURBIN Ivan	KAZ	7 NOV 1987
Video Coach:	BELAN Vladislav	KAZ	12 JUL 1993	Physiotherapist:	PONOMARYOV Vadim	KAZ	7 JAN 1984

Note:

* Registration date of single players is only shown when different from Initial Registration date

Legend:

D Defender **F** Forward **GK** Goalkeeper **L** Shoots or catches Left
No. Jersey number **Pos.** Position **R** Shoots or catches Right

REVISED

Revised to correct country of origin for RUS and UZB clubs

Timing & Results provided by **BORNAN**

Team Roster

队伍名单

As of SUN 2 FEB 2025

Initial Registration 2 FEB 2025

KGZ - Kyrgyzstan

No.	Name	Pos.	Shoots/ Catches	Date of Birth	Height m / ft in	Weight kg / lbs	Club	Registration *
1	VASILEV Artem	GK	L	2 APR 2008	1.87 / 6'2"	71 / 157	HC Dordoi (KGZ)	
3	LESHCHENKO Egor	D	L	19 MAR 2006	1.95 / 6'5"	115 / 254	HC Dordoi (KGZ)	
4	KACHKYNBEKOV Adis	D	L	16 MAR 1997	1.78 / 5'10"	78 / 172	HC Kyrgyz Temir Johly (KGZ)	
5	NURALIEV Adilet	D	L	3 JUN 2005	1.80 / 5'11"	67 / 148	HC Kyrgyz Temir Johly (KGZ)	
6	TITOV Aleksandr	F	L	29 MAY 2000	1.65 / 5'5"	75 / 165	HC Dordoi (KGZ)	
10	EGOROV Maksim	D	L	7 JAN 1997	1.80 / 5'11"	95 / 209	HC Dordoi (KGZ)	
11	ISAMATOV Ernazar	D	L	2 DEC 2002	1.91 / 6'3"	86 / 190	Richmond Hill Coyotes (CAN)	
12	MAKSATBEKOV Belek	F	L	21 OCT 2004	1.80 / 5'11"	80 / 176	HC Dordoi (KGZ)	
13	BEKMURATOV Adil	F	R	19 NOV 2001	1.78 / 5'10"	76 / 168	HC Kyrgyz Temir Johly (KGZ)	
14	MIRBEKOV Ersultan	F	R	24 JUL 2003	1.77 / 5'10"	85 / 187	HC Dordoi (KGZ)	
15	ABDYRAEV Islambek	F	L	23 AUG 2000	1.78 / 5'10"	90 / 198	HC Dordoi (KGZ)	
16	TERENTYEV Kuzma	D	L	20 FEB 1996	1.79 / 5'10"	73 / 161	HC Dordoi (KGZ)	
17	KUDASHEV Anton	D	R	21 OCT 1993	1.86 / 6'1"	75 / 165	HC Dordoi (KGZ)	
18	BEM Zakhar	F	L	31 AUG 2007	1.85 / 6'1"	76 / 168	HC Dordoi (KGZ)	
19	ISMANOV Sultan	F	L	13 MAR 2004	1.87 / 6'2"	78 / 172	HC Dordoi (KGZ)	
20	MARAIMBEKOV Arslan	GK	L	26 APR 1994	1.74 / 5'9"	77 / 170	HC Kyrgyz Temir Johly (KGZ)	
21	SEIFULOV Mamed	F	L	14 AUG 2002	1.85 / 6'1"	90 / 198	HC Kyrgyz Temir Johly (KGZ)	
22	POPOV Denis	D	L	24 SEP 2002	1.98 / 6'6"	100 / 220	HC Dordoi (KGZ)	
24	SUPOKHUNOV Tair	F	L	8 JUL 2007	1.80 / 5'11"	95 / 209	HC Dordoi (KGZ)	

Team Average:

1.82 / 6'0" 83 / 183

Average Age:

23

Total: 17 players and 2 goalkeepers

Team Officials:

Function	Name	Nat.	Date of Birth	Function	Name	Nat.	Date of Birth
Head Coach:	CHEKANOV Mikhail	RUS	13 JUN 1961	General Manager:	BOLOTBEKOV Elzar	KGZ	15 NOV 1981
Assistant Coach:	TYNALIEV Salamat	KGZ	16 APR 1992	Equipment Manager:	ZHUMASHEVA Aidai	KGZ	10 SEP 1996
Goalkeeper Coach:	ABDYLDAEV Zhyrgalbek	KGZ	19 OCT 1974	Media Manager:	SHAKIROVA Aidai	KGZ	14 MAR 2000
				Doctor:	SARYMSAKOV Talantbek	KGZ	4 AUG 1964

Note:

* Registration date of single players is only shown when different from Initial Registration date

Legend:

D	Defender	F	Forward	GK	Goalkeeper	L	Shoots or catches Left
No.	Jersey number	Pos.	Position	R	Shoots or catches Right		

Team Roster

队伍名单

As of SUN 2 FEB 2025

Initial Registration 2 FEB 2025

KOR - Republic of Korea

No.	Name	Pos.	Shoots/ Catches	Date of Birth	Height m / ft in	Weight kg / lbs	Club	Registration *
3	LEE Seungjae	D	R	27 MAY 2003	1.85 / 6'1"	80 / 176	Yonsei University (KOR)	
5	KIM Wonjun	D	R	4 MAY 1991	1.78 / 5'10"	81 / 179	HL Anyang (KOR)	
6	OH In-Gyo	D	L	29 OCT 1997	1.82 / 6'0"	80 / 176	HL Anyang (KOR)	
11	KIM Sangyeob	F	R	26 FEB 2004	1.83 / 6'0"	82 / 181	Tennessee State University (USA)	
13	KIM Sihwan	F	L	17 MAR 2004	1.76 / 5'9"	76 / 168	Surrey Eagles (CAN)	
18	KONG Yuchan	D	R	20 JUL 2004	1.89 / 6'2"	85 / 187	Surrey Eagles (CAN)	
19	KIM Sangwook	F	L	21 APR 1988	1.80 / 5'11"	85 / 187	HL Anyang (KOR)	
23	LEE Minjae	D	R	23 MAR 2000	1.87 / 6'2"	88 / 194	HL Anyang (KOR)	
24	KIM Donghwan	D	L	19 MAY 2001	1.84 / 6'0"	82 / 181	Yokohama Griets (JPN)	
27	AHN Jinhui	F	R	6 MAR 1991	1.81 / 5'11"	85 / 187	HL Anyang (KOR)	
31	HA Jung Ho	GK	L	21 JUL 2000	1.82 / 6'0"	82 / 181	HL Anyang (KOR)	
32	LEE Yeonseung	GK	L	17 APR 1995	1.82 / 6'0"	77 / 170	HL Anyang (KOR)	
36	JEON Jung Woo	F	L	27 MAY 1994	1.75 / 5'9"	75 / 165	HL Anyang (KOR)	
58	NAM Heedoo	D	L	28 MAR 1997	1.86 / 6'1"	90 / 198	HL Anyang (KOR)	
61	LIM Dongkyu	D	L	29 OCT 2004	1.90 / 6'3"	75 / 165	Yonsei University (KOR)	
63	KWON Hyeonsu	F	R	28 MAR 2003	1.80 / 5'11"	75 / 165	Korea University (KOR)	
72	KIM Geonwoo	F	L	20 MAR 1999	1.76 / 5'9"	78 / 172	HL Anyang (KOR)	
77	LEE Chongmin	F	R	10 MAY 1999	1.79 / 5'10"	85 / 187	Bloomington Bison (USA)	
84	LEE Hyun Seung	F	R	5 JUL 1991	1.74 / 5'9"	78 / 172	HL Anyang (KOR)	
88	LEE Mooyoung	F	L	4 JUL 2004	1.77 / 5'10"	75 / 165	Korea University (KOR)	
89	KANG Minwan	F	L	28 MAR 2000	1.85 / 6'1"	88 / 194	HL Anyang (KOR)	
92	KANG Yoon Seok	F	R	23 SEP 1992	1.83 / 6'0"	85 / 187	HL Anyang (KOR)	

Team Average:

1.82 / 5'11" 81 / 179

Average Age:

26

Total: 20 players and 2 goalkeepers

Team Officials:

Function	Name	Nat.	Date of Birth	Function	Name	Nat.	Date of Birth
Head Coach:	KIM Woo Jae	KOR	25 NOV 1979	General Manager:	LEE Hyukjae	KOR	4 DEC 1989
Assistant Coach:	KIM Bumjin	KOR	11 JAN 1987	Equipment Manager:	JUNG Wonjun	KOR	29 JUL 1989
Goalkeeper Coach:	SON Hoseung	KOR	23 NOV 1982	Physiotherapist:	HAN Jeongsoo	KOR	6 SEP 1995
Video Coach:	OH Deaho	KOR	10 APR 1989				

Note:

* Registration date of single players is only shown when different from Initial Registration date

Legend:

D Defender **F** Forward **GK** Goalkeeper **L** Shoots or catches Left
No. Jersey number **Pos.** Position **R** Shoots or catches Right

Team Roster

队伍名单

As of SUN 2 FEB 2025

Initial Registration 2 FEB 2025

KUW - Kuwait

No.	Name	Pos.	Shoots/ Catches	Date of Birth	Height m / ft in	Weight kg / lbs	Club	Registration *
1	ALSAIED Zaid	GK	L	25 SEP 2004	1.80 / 5'11"	74 / 163	Kuwait Winter Club (KUW)	
4	ALMARAQI Mohammad	D	R	3 JAN 1987	1.74 / 5'9"	82 / 181	Kuwait Winter Club (KUW)	
5	KHALAF Khalaf	D	L	24 JAN 2001	1.70 / 5'7"	72 / 159	Kuwait Winter Club (KUW)	
6	ALDAEI Abdulrazaq	D	R	11 SEP 2002	1.88 / 6'2"	96 / 212	Kuwait Winter Club (KUW)	
7	ALAJMI Mashari	F	L	24 MAY 2000	1.80 / 5'11"	90 / 198	Kuwait Winter Club (KUW)	
8	ALDUAJI Mohammed	D	R	21 MAY 1980	1.83 / 6'0"	85 / 187	Kuwait Winter Club (KUW)	
10	ALMARAGI Abdullah	F	R	14 APR 1984	1.71 / 5'7"	82 / 181	Kuwait Winter Club (KUW)	
12	ALMARI Salem	F	R	29 OCT 2004	1.82 / 6'0"	69 / 152	Kuwait Winter Club (KUW)	
17	ALAWADHI Jasem	D	L	4 SEP 1991	1.82 / 6'0"	79 / 174	Kuwait Winter Club (KUW)	
19	ZIDAREVIC Bojan	F	L	9 APR 1985	1.85 / 6'1"	87 / 192	Kuwait Winter Club (KUW)	
20	VAVRA Kamil	F	L	7 JAN 1985	1.80 / 5'11"	90 / 198	Kuwait Winter Club (KUW)	
23	BUDZEVICH Valery	F	L	31 DEC 2001	1.85 / 6'1"	84 / 185	Kuwait Winter Club (KUW)	
27	ALFOUDARI Meshal	D	L	15 JUL 1993	1.82 / 6'0"	130 / 287	Kuwait Winter Club (KUW)	
33	ALASOUSI Abdullah	F	R	18 JAN 1990	1.75 / 5'9"	70 / 154	Kuwait Winter Club (KUW)	
44	ADAM Barvik	GK	L	4 APR 1997	1.85 / 6'1"	87 / 192	Kuwait Winter Club (KUW)	
69	ALKHASHAN Abdulaziz	F	R	2 NOV 2001	1.71 / 5'7"	64 / 141	Kuwait Winter Club (KUW)	
88	ALKHASHRAM Abdulmohsen	F	R	14 APR 2003	1.65 / 5'5"	55 / 121	Kuwait Winter Club (KUW)	
89	DROZDETSKIKH Iliia	F	L	8 FEB 1999	1.85 / 6'1"	92 / 203	Kuwait Winter Club (KUW)	
93	ALMARAGHY Abdulaziz	F	R	29 SEP 1993	1.75 / 5'9"	77 / 170	Kuwait Winter Club (KUW)	
99	TCIBIN Anton	D	L	6 JAN 2000	1.87 / 6'2"	85 / 187	Kuwait Winter Club (KUW)	

Team Average:

1.79 / 5'11" 83 / 183

Average Age:

29

Total: 18 players and 2 goalkeepers

Team Officials:

Function	Name	Nat.	Date of Birth	Function	Name	Nat.	Date of Birth
Head Coach:	BARTKEVICS Andris	GER	11 AUG 1959	General Manager:	ALAWADHI Mashel	KUW	15 MAY 1990
Goalkeeper Coach:	ALSARRAF Jasem	KUW	26 JAN 1978	Team Leader:	ABDULLAH Rashed	KUW	29 JUL 1985
				Equipment Manager:	ABDELMEGUID Mohamed	EGY	23 JAN 1975
				Physiotherapist:	OKTAY Altun	TUR	19 MAR 1979
				Team Staff:	ALDAIHANI Khaled	KUW	19 JUL 1978

Note:

* Registration date of single players is only shown when different from Initial Registration date

Legend:

D	Defender	F	Forward	GK	Goalkeeper	L	Shoots or catches Left
No.	Jersey number	Pos.	Position	R	Shoots or catches Right		

Team Roster

队伍名单

As of SUN 2 FEB 2025

Initial Registration 2 FEB 2025

MAC - Macao, China

No.	Name	Pos.	Shoots/ Catches	Date of Birth	Height m / ft in	Weight kg / lbs	Club	Registration *
3	SHINODA Katsuyoshi	F	L	2 OCT 1997	1.76 / 5'9"	63 / 139	Macao IHC (MAC)	
5	UN Kin fai	F	L	20 APR 1972	1.68 / 5'6"	63 / 139	Macao IHC (MAC)	
6	GUAN Chentao	F	L	6 JUN 2000	1.80 / 5'11"	80 / 176	Macao IHC (MAC)	
11	SOU Edison Pak Hei	F	L	21 AUG 2008	1.85 / 6'1"	70 / 154	Macao IHC (MAC)	
12	LAO Chon Hou	D	R	13 JUN 2008	1.73 / 5'8"	65 / 143	Macao IHC (MAC)	
14	CHON Ka Miu	D	L	19 JAN 1984	1.70 / 5'7"	68 / 150	Macao IHC (MAC)	
21	KONG Chong Man	D	R	23 DEC 1988	1.89 / 6'2"	88 / 194	Macao IHC (MAC)	
22	CHENG Chon Herminio	F	L	16 AUG 1984	1.83 / 6'0"	80 / 176	Macao IHC (MAC)	
25	LIN Zhi Hang	F	L	25 AUG 1991	1.74 / 5'9"	67 / 148	Macao IHC (MAC)	
26	LEUNG Manlong	GK	L	10 JAN 2001	1.70 / 5'7"	70 / 154	Macao IHC (MAC)	
37	HU Zhaoting Tse	D	R	3 SEP 2007	1.88 / 6'2"	85 / 187	Macao IHC (MAC)	
45	LAO Chi Chong	F	L	8 AUG 2008	1.65 / 5'5"	61 / 134	Macao IHC (MAC)	
61	HO Hou	GK	R	10 DEC 2008	1.65 / 5'5"	55 / 121	Macao IHC (MAC)	
69	YEUNG Ho Yin	F	R	24 JUN 1991	1.69 / 5'7"	69 / 152	Macao IHC (MAC)	
71	LEONG Chon Kong	D	L	27 NOV 1984	1.79 / 5'10"	74 / 163	Macao IHC (MAC)	
77	WONG Kitcheng	D	L	27 JUL 1985	1.73 / 5'8"	70 / 154	Macao IHC (MAC)	
82	LEI Pak In	F	L	7 JUN 2007	1.76 / 5'9"	82 / 181	Macao IHC (MAC)	
87	KU Hio Tong	D	L	13 JAN 2007	1.72 / 5'8"	81 / 179	Macao IHC (MAC)	
89	IEONG Weng Hei	F	L	14 DEC 2007	1.69 / 5'7"	78 / 172	Macao IHC (MAC)	
97	LI Chon Hei	F	L	17 AUG 2009	1.70 / 5'7"	52 / 115	Macao IHC (MAC)	
98	HONG Argus Iat Hei	F	R	10 FEB 2007	1.75 / 5'9"	66 / 146	Macao IHC (MAC)	

Team Average:

1.75 / 5'9" 71 / 157

Average Age:

26

Total: 19 players and 2 goalkeepers

Team Officials:

Function	Name	Nat.	Date of Birth	Function	Name	Nat.	Date of Birth
Head Coach:	HO Chon Nin	MAC	4 AUG 1980	Team Leader:	NG Siu Sing	MAC	24 MAR 1958
				Media Manager:	Mak Chan Tou	MAC	6 OCT 1986
				Doctor:	LI Yijie	CHN	28 AUG 1988
				Team Staff:	Cheong Hio Lam	MAC	28 SEP 1988
				Team Staff:	Sou Ieng Hong	MAC	17 JUL 1975

Note:

* Registration date of single players is only shown when different from Initial Registration date

Legend:

D Defender F Forward GK Goalkeeper L Shoots or catches Left
No. Jersey number Pos. Position R Shoots or catches Right

Team Roster

队伍名单

As of MON 3 FEB 2025

Initial Registration 2 FEB 2025

SGP - Singapore

REVISED
3 FEB 15:09

No.	Name	Pos.	Shoots/ Catches	Date of Birth	Height m / ft in	Weight kg / lbs	Club	Registration *
1	LEE Joshua Elisha Shao Ern	GK	L	3 MAY 2005	1.70 / 5'7"	76 / 168	Panthers (SGP)	
13	O'BRIEN Richard Lowell	D	R	19 APR 1998	1.92 / 6'4"	80 / 176	Panthers (SGP)	
14	WINTLAND Ryan Adam	D	L	30 JAN 2005	1.80 / 5'11"	77 / 170	Panthers (SGP)	
17	QIAN Yong Jia Benedict	D	R	25 DEC 2005	1.73 / 5'8"	78 / 172	Panthers (SGP)	
23	KODROWSKI James Nicholas	F	L	26 SEP 1979	1.83 / 6'0"	92 / 203	Panthers (SGP)	
24	BLAKNEY Noah Allen Nizam	F	L	24 APR 2007	1.73 / 5'8"	58 / 128	SIHA (SGP)	
28	WONG Ian Yong Sheng	F	R	1 JAN 2003	1.80 / 5'11"	79 / 174	Mantis (SGP)	
37	LIM Gabriel	F	R	3 JAN 2009	1.74 / 5'9"	65 / 143	SIHA (SGP)	
45	LEE Chin Hao	GK	L	14 JUN 1993	1.71 / 5'7"	55 / 121	Mantis (SGP)	
47	LEE Shaw Hsiang	F	R	5 MAR 2005	1.70 / 5'7"	65 / 143	Panthers (SGP)	
55	GOH Ryan Tsui Hon	F	L	30 NOV 2003	1.69 / 5'7"	63 / 139	Panthers (SGP)	
66	KOK Hung Wei	D	R	19 SEP 1976	1.72 / 5'8"	76 / 168	Panthers (SGP)	
68	TAN Ryan Jiaju	F	R	21 JUN 1999	1.70 / 5'7"	65 / 143	Panthers (SGP)	
71	LEE Bryan Nathan Shao Herng	F	L	26 JAN 2003	1.73 / 5'8"	87 / 192	Panthers (SGP)	
76	CHUA Cael Juin Hui	D	R	6 MAR 2003	1.80 / 5'11"	79 / 174	Panthers (SGP)	
77	CHEW Wee	D	R	18 JUL 1979	1.77 / 5'10"	93 / 205	Mantis (SGP)	
78	GUNAWARDENA Brandon Russell	F	L	27 APR 2009	1.76 / 5'9"	68 / 150	SIHA (SGP)	
97	CHAN Joshua Yu Wen	F	L	5 APR 2004	1.71 / 5'7"	68 / 150	Panthers (SGP)	

Team Average:

1.75 / 5'9" 74 / 163

Average Age:

25

Total: 16 players and 2 goalkeepers

Team Officials:

Function	Name	Nat.	Date of Birth	Function	Name	Nat.	Date of Birth
Head Coach:	MARTINI Robert Wallace	CAN	1 DEC 1988	General Manager:	LAM Joewe Tat Chung	SGP	26 DEC 1989
				Physiotherapist:	CHAN Rachel Li Yu	SGP	25 APR 1994
				Physiotherapist:	LI Wei'en Joanna	SGP	13 DEC 1989
				Physiotherapist:	TAN Shi Ying	SGP	6 MAY 1992

Note:

* Registration date of single players is only shown when different from Initial Registration date

Legend:

D Defender F Forward GK Goalkeeper L Shoots or catches Left
No. Jersey number Pos. Position R Shoots or catches Right

REVISED

Revised to correct the position of player 37 LIM Gabriel from D to F

Timing & Results provided by BORNAN

Team Roster

队伍名单

As of TUE 4 FEB 2025

Initial Registration 2 FEB 2025

REVISED

4 FEB 15:36

THA - Thailand

No.	Name	Pos.	Shoots/ Catches	Date of Birth	Height m / ft in	Weight kg / lbs	Club	Registration *
1	KLEINESCHAY Benjamin	GK	R	6 OCT 1999	1.82 / 6'0"	95 / 209	Ice Breakers (THA)	
4	SUKWIBOON Rakchai	F	R	30 SEP 1996	1.65 / 5'5"	75 / 165	Panther (THA)	
5	KINDBORN Ken	D	L	10 NOV 1995	1.81 / 5'11"	83 / 183	IHAT (THA)	
6	SUTIVIJITHO Nakrit	F	R	29 AUG 2005	1.75 / 5'9"	80 / 176	Bangkok Warriors (THA)	
7	HONGSWADHI Pann	F	R	28 JUL 2002	1.68 / 5'6"	60 / 132	Canstar Rangers (THA)	
8	PHASUKKIJWATANA Punn	D	R	11 MAY 2003	1.77 / 5'10"	80 / 176	Chiangmai (THA)	
10	KHUNRAJ Athit	F	R	15 JUL 2005	1.85 / 6'1"	85 / 187	Southern Wolf (THA)	
11	FORSTNER Patrick	F	L	21 FEB 1993	1.85 / 6'1"	80 / 176	Bangkok Warriors (THA)	
12	WATTHANA Sarawut	D	L	28 DEC 1996	1.77 / 5'10"	97 / 214	Bangkok Warriors (THA)	
13	LAMPSON Nicholas Charles	F	R	24 MAR 1988	1.79 / 5'10"	78 / 172	IHAT (THA)	
14	PHASOOKWONG Sarawut	D	L	5 APR 1997	1.82 / 6'0"	76 / 168	Bangkok Warriors (THA)	
15	SAKCHAICHAROENKUL Thanachai	F	L	26 JUN 2004	1.77 / 5'10"	67 / 148	Canstar Rangers (THA)	
16	VATANAPANYAKUL Araya	D	L	5 JUN 1999	1.73 / 5'8"	80 / 176	Ice Breakers (THA)	
17	LUCKANATINAKORN Nathaphat	F	R	14 OCT 2002	1.71 / 5'7"	70 / 154	25G (THA)	
18	LIMPINPHET Chanokchon	F	R	26 MAR 1999	1.79 / 5'10"	70 / 154	Ice Breakers (THA)	
19	PHUANGROT Thatsanai	F	R	26 JUL 1997	1.75 / 5'9"	65 / 143	Bangkok Warriors (THA)	
20	VOLLENWEIDER Dominik	GK	L	30 JUL 1999	1.79 / 5'10"	90 / 198	Chiangmai (THA)	
22	YANNAKORNTHANAPUNT Natchayatorn	D	L	5 NOV 2007	1.83 / 6'0"	65 / 143	Bangkok Warriors (THA)	
24	TAWON Satira	D	L	10 OCT 1998	1.86 / 6'1"	96 / 212	Bangkok Warriors (THA)	
25	McALEAR James Na Phikul	GK	L	9 FEB 2005	1.75 / 5'9"	57 / 126	IHAT (THA)	
28	AAROLA Kim	F	R	25 JAN 1993	1.77 / 5'10"	78 / 172	Hyvinkaan Jaa-Ahmat (FIN)	
61	ISAKSSON Jan	F	L	9 NOV 1995	1.75 / 5'9"	75 / 165	Bangkok Warriors (THA)	

Team Average:

1.78 / 5'10" 77 / 170

Average Age:

25

Total: 19 players and 3 goalkeepers

Team Officials:

Function	Name	Nat.	Date of Birth	Function	Name	Nat.	Date of Birth
Head Coach:	COOK Casey	CAN	12 OCT 1991	General Manager:	HONGSWADHI Pongsaya	THA	26 APR 1969
Assistant Coach:	SPECK James Edward	CAN	2 APR 1991	Team Leader:	KASEMSUNT Krisada	THA	1 JAN 1950
				Equipment Manager:	SORNJAI Sudjai	THA	21 APR 1962
				Doctor:	KULKAMTHORN Nattha	THA	4 JUN 1973
				Physiotherapist:	NUNTIPAWAN Pakamin	THA	25 DEC 1992

Note:

* Registration date of single players is only shown when different from Initial Registration date

Legend:

D Defender **F** Forward **GK** Goalkeeper **L** Shoots or catches Left
No. Jersey number **Pos.** Position **R** Shoots or catches Right

REVISED

Revised to change jersey number of player #23 TAWON Satira to #24.

Timing & Results provided by **BORNAN**

Team Roster

队伍名单

As of SUN 2 FEB 2025

Initial Registration 2 FEB 2025

TKM - Turkmenistan

No.	Name	Pos.	Shoots/ Catches	Date of Birth	Height m / ft in	Weight kg / lbs	Club	Registration *
1	GUVANJOV Tanryberdi	GK	L	12 FEB 2005	1.75 / 5'9"	80 / 176	Galkan (TKM)	
2	TANNYYEV Gurbanmyrat	D	R	26 JAN 1999	1.80 / 5'11"	76 / 168	Shir (TKM)	
3	DURDYEV Serdar	F	R	30 MAY 2006	1.75 / 5'9"	73 / 161	Galkan (TKM)	
5	KAKAYEV Maksat	D	L	23 OCT 1998	1.74 / 5'9"	75 / 165	Galkan (TKM)	
7	HYDYROV Dovlet	D	R	26 AUG 1994	1.85 / 6'1"	85 / 187	Galkan (TKM)	
8	AGANIYAZOV Amangeldi	D	L	15 FEB 1994	1.85 / 6'1"	85 / 187	Galkan (TKM)	
9	BAYMYRADOV Baymyrat	F	L	5 SEP 1998	1.80 / 5'11"	80 / 176	Galkan (TKM)	
10	GELDIMYRADOV Arslan	F	L	7 MAR 1999	1.75 / 5'9"	82 / 181	Galkan (TKM)	
11	NURYYEV Arslan	F	L	16 JUL 2000	1.80 / 5'11"	80 / 176	Galkan (TKM)	
13	GURBANOV Ahmet	F	R	7 SEP 1993	1.80 / 5'11"	80 / 176	Galkan (TKM)	
14	KAKAJANOV Serdar	D	L	24 NOV 1998	1.87 / 6'2"	87 / 192	Galkan (TKM)	
15	BAYJAYEV Dovrangeldi	F	L	23 AUG 2000	1.85 / 6'1"	87 / 192	Galkan (TKM)	
16	ESENOV Ovezguly	F	L	11 NOV 1999	1.85 / 6'1"	87 / 192	Shir (TKM)	
17	DOVLETMYRADOV Begench	F	L	3 OCT 1998	1.80 / 5'11"	80 / 176	Galkan (TKM)	
18	BAYHANOV Novruz	F	L	17 MAR 2004	1.70 / 5'7"	75 / 165	Galkan (TKM)	
19	VAHOVSKIY Aleksandr	F	L	10 JUL 1994	1.80 / 5'11"	80 / 176	Galkan (TKM)	
20	CHARYYEV Keremli	GK	R	29 OCT 1992	1.85 / 6'1"	90 / 198	Galkan (TKM)	
21	ORAZOV Nazar	F	L	14 DEC 2006	1.75 / 5'9"	70 / 154	Galkan (TKM)	
22	KAKABAYEV Erkin	D	L	13 MAR 2002	1.78 / 5'10"	79 / 174	Galkan (TKM)	
23	ANNASAPAROV Musa	D	L	23 MAR 2000	1.85 / 6'1"	85 / 187	Galkan (TKM)	
25	MUHYEV Allan	D	L	16 MAY 2006	1.75 / 5'9"	76 / 168	Shir (TKM)	

Team Average:

1.80 / 5'11" 81 / 179

Average Age:

25

Total: 19 players and 2 goalkeepers

Team Officials:

Function	Name	Nat.	Date of Birth	Function	Name	Nat.	Date of Birth
Head Coach:	VELIYEV Ilyas	TKM	5 SEP 1991	Team Leader:	HUDAYBERDIYEV Jora	TKM	4 MAY 1965
Assistant Coach:	JEPBAROV Guvanchmyrat	TKM	6 NOV 1986	Doctor:	BEKLARYAN Vazgen	TKM	2 JUL 1976
				Team Staff:	HANDURDYEV Omarguly	TKM	17 DEC 1988

Note:

* Registration date of single players is only shown when different from Initial Registration date

Legend:

D Defender F Forward GK Goalkeeper L Shoots or catches Left
No. Jersey number Pos. Position R Shoots or catches Right

Team Roster

队伍名单

As of SUN 2 FEB 2025

Initial Registration 2 FEB 2025

TPE - Chinese Taipei

No.	Name	Pos.	Shoots/ Catches	Date of Birth	Height m / ft in	Weight kg / lbs	Club	Registration *
1	LEE Yi-Cheng	GK	L	7 AUG 2002	1.75 / 5'9"	83 / 183	Pickering Panthers (CAN)	
2	CHEN Tai-Yu	GK	L	11 APR 2005	1.80 / 5'11"	80 / 176	Poseidon (TPE)	
4	SANG Chuo-En	D	L	18 OCT 2000	1.82 / 6'0"	70 / 154	Silver Monster (TPE)	
9	CHEN Chiung-Yuan	F	L	15 MAR 2005	1.78 / 5'10"	60 / 132	Silver Monster (TPE)	
11	LIN Yi-Kuan	F	R	11 OCT 2004	1.80 / 5'11"	65 / 143	Vikings (TPE)	
17	CHANG Han-Yuan	D	L	13 AUG 1998	1.87 / 6'2"	87 / 192	Universal Shark (TPE)	
18	SHIH Chen-Yun	F	R	8 JAN 2001	1.73 / 5'8"	90 / 198	Vikings (TPE)	
19	LIN Hung-Ju	F	L	14 MAR 1990	1.76 / 5'9"	88 / 194	Vikings (TPE)	
21	LIN Ching	D	R	10 APR 1999	1.80 / 5'11"	85 / 187	University of Michigan (USA)	
22	LI Zheng-Wei	D	R	4 FEB 2003	1.75 / 5'9"	68 / 150	Vikings (TPE)	
28	LIN Yo-Chen	F	R	24 JUN 2004	1.83 / 6'0"	70 / 154	Poseidon (TPE)	
41	LIN Jui-Yu	F	R	24 JUN 2004	1.83 / 6'0"	79 / 174	Vikings (TPE)	
55	PAN Yi-Cheng	D	L	8 NOV 1998	1.75 / 5'9"	78 / 172	Pickering Panthers (CAN)	
61	YANG Chang-Hsing	F	R	30 NOV 1991	1.76 / 5'9"	85 / 187	Taipei Snipers (TPE)	
63	WANG Po-Hsiang	F	L	20 NOV 2000	1.77 / 5'10"	60 / 132	Icemen (TPE)	
65	WANG Yung-Hsuan	D	L	13 NOV 2004	1.75 / 5'9"	72 / 159	Poseidon (TPE)	
82	PENG Mo	D	R	7 OCT 2005	1.78 / 5'10"	70 / 154	Silver Monster (TPE)	
86	CHEN Kuan-Ting	F	R	14 OCT 1999	1.72 / 5'8"	64 / 141	WJ (TPE)	
95	WEN Pei-An	F	L	12 JAN 2004	1.68 / 5'6"	62 / 137	Taipei Snipers (TPE)	
97	YU Sung-Yin	F	R	22 JAN 1997	1.80 / 5'11"	92 / 203	Silver Monster (TPE)	

Team Average:

1.78 / 5'10" 75 / 165

Average Age:

23

Total: 18 players and 2 goalkeepers

Team Officials:

Function	Name	Nat.	Date of Birth	Function	Name	Nat.	Date of Birth
Head Coach:	WENG To	TPE	19 SEP 1991	Physiotherapist:	WENG Chen-Han	TPE	7 JUL 1996
Assistant Coach:	CHOU Hung-Hsuan	TPE	5 JUN 1984				

Note:

* Registration date of single players is only shown when different from Initial Registration date

Legend:

D	Defender	F	Forward	GK	Goalkeeper	L	Shoots or catches Left
No.	Jersey number	Pos.	Position	R	Shoots or catches Right		

Tournament Progress

赛事进程

As of MON 10 FEB 2025

Game	Group	Date	Time	Teams	Results	1	2	3	OT	PSS	Venue
1	B	MON 3	FEB 09:00	KUW - KGZ	8 - 9	5 - 3	2 - 2	1 - 3	0 - 1		Harbin Ice Hockey Arena
2	B	MON 3	FEB 13:00	SGP - BRN	20 - 1	12 - 0	5 - 0	3 - 1			Harbin Ice Hockey Arena
4	C	MON 3	FEB 21:00	HKG - MAC	26 - 1	12 - 0	6 - 0	8 - 1			Harbin Ice Hockey Arena
5	A	TUE 4	FEB 12:00	TPE - JPN	0 - 15	0 - 4	0 - 8	0 - 3			Harbin Ice Hockey Arena
6	A	TUE 4	FEB 16:00	THA - KAZ	0 - 12	0 - 4	0 - 2	0 - 6			Harbin Ice Hockey Arena
7	A	TUE 4	FEB 20:00	CHN - KOR	5 - 6	2 - 1	2 - 2	1 - 2	0 - 1		Harbin Ice Hockey Arena
8	B	WED 5	FEB 09:00	SGP - KUW	3 - 10	0 - 3	0 - 4	3 - 3			Harbin Sport University Student Skating Hall
9	A	WED 5	FEB 12:00	JPN - THA	8 - 1	1 - 0	4 - 0	3 - 1			Harbin Ice Hockey Arena
10	B	WED 5	FEB 13:00	KGZ - BRN	29 - 0	10 - 0	10 - 0	9 - 0			Harbin Sport University Student Skating Hall
11	A	WED 5	FEB 16:00	KOR - TPE	14 - 1	4 - 0	6 - 0	4 - 1			Harbin Ice Hockey Arena
12	C	WED 5	FEB 17:00	HKG - IND	30 - 0	10 - 0	12 - 0	8 - 0			Harbin Sport University Student Skating Hall
13	A	WED 5	FEB 20:00	KAZ - CHN	6 - 1	3 - 0	1 - 0	2 - 1			Harbin Ice Hockey Arena
14	C	WED 5	FEB 21:00	TKM - MAC	26 - 0	6 - 0	5 - 0	15 - 0			Harbin Sport University Student Skating Hall
3	C	THU 6	FEB 20:30	IND - TKM	1 - 19	1 - 4	0 - 6	0 - 9			Harbin Ice Hockey Arena
15	A	FRI 7	FEB 09:00	KAZ - TPE	17 - 0	5 - 0	5 - 0	7 - 0			Harbin Ice Hockey Arena
16	A	FRI 7	FEB 12:30	THA - CHN	0 - 8	0 - 3	0 - 3	0 - 2			Harbin Ice Hockey Arena
17	A	FRI 7	FEB 12:30	KOR - JPN	5 - 2	1 - 1	3 - 1	1 - 0			Harbin Sport University Student Skating Hall
18	A	SAT 8	FEB 12:00	JPN - KAZ	1 - 4	1 - 1	0 - 2	0 - 1			Harbin Ice Hockey Arena
19	A	SAT 8	FEB 16:00	THA - KOR	0 - 10	0 - 5	0 - 1	0 - 4			Harbin Ice Hockey Arena
20	A	SAT 8	FEB 20:00	CHN - TPE	5 - 0	4 - 0	0 - 0	1 - 0			Harbin Ice Hockey Arena
21	C	SUN 9	FEB 09:00	TKM - HKG	1 - 5	1 - 3	0 - 2	0 - 0			Harbin Ice Hockey Arena
22	C	SUN 9	FEB 13:00	MAC - IND	2 - 4	0 - 2	2 - 1	0 - 1			Harbin Ice Hockey Arena
23	B	SUN 9	FEB 17:00	KGZ - SGP	11 - 2	3 - 1	6 - 0	2 - 1			Harbin Ice Hockey Arena
24	B	SUN 9	FEB 21:00	BRN - KUW	0 - 34	0 - 10	0 - 10	0 - 14			Harbin Ice Hockey Arena
26	A	MON 10	FEB 12:00	KAZ - KOR	2 - 1	0 - 1	0 - 0	2 - 0			Harbin Ice Hockey Arena
28	A	MON 10	FEB 16:00	TPE - THA	3 - 1	0 - 0	2 - 0	1 - 1			Harbin Ice Hockey Arena
30	A	MON 10	FEB 20:00	JPN - CHN	2 - 1	0 - 1	1 - 0	1 - 0			Harbin Ice Hockey Arena

Group A

Rank	Team	GP	W	OTW	OTL	L	GDF	GF : GA	PTS
1	KAZ	5	5	0	0	0	+38	41 : 3	15
2	KOR	5	3	1	0	1	+26	36 : 10	11
3	JPN	5	3	0	0	2	+17	28 : 11	9
4	CHN	5	2	0	1	2	+6	20 : 14	7
5	TPE	5	1	0	0	4	-48	4 : 52	3
6	THA	5	0	0	0	5	-39	2 : 41	0

Group B

Rank	Team	GP	W	OTW	OTL	L	GDF	GF : GA	PTS
1	KGZ	3	2	1	0	0	+39	49 : 10	8
2	KUW	3	2	0	1	0	+40	52 : 12	7
3	SGP	3	1	0	0	2	+3	25 : 22	3
4	BRN	3	0	0	0	3	-82	1 : 83	0

Group C

Rank	Team	GP	W	OTW	OTL	L	GDF	GF : GA	PTS
1	HKG	3	3	0	0	0	+59	61 : 2	9
2	TKM	3	2	0	0	1	+40	46 : 6	6
3	IND	3	1	0	0	2	-46	5 : 51	3
4	MAC	3	0	0	0	3	-53	3 : 56	0

Preliminary Round Combined Ranking

Rank	Team	GR	PTS	GDF	GF	S
1D	KAZ	1	15	+38	41	1
2D	KOR	2	11	+26	36	2
3D	JPN	3	9	+17	28	3
4D	CHN	4	7	+6	20	4
5D	TPE	5	3	-48	4	5
6D	THA	6	0	-39	2	6
7D	HKG	1	9	+59	61	9
8D	KGZ	1	8	+39	49	7
9D	KUW	2	7	+40	52	11
10D	TKM	2	6	+40	46	8
11D	SGP	3	3	+3	25	10
12D	IND	3	3	-46	5	12
13D	MAC	4	0	-53	3	13
14D	BRN	4	0	-82	1	14



Note:

Teams in each group are ranked by points (PTS). Any ties are broken according to IIHF regulations.

Legend:

1 1st period	2 2nd period	3 3rd period	GA Goals against	GDF Goal difference
GF Goals for	GP Games played	GR Group rank	L Losses	nD Final rank for preliminary round
OT Overtime	OTL Overtime loss	OTW Overtime win	PSS Penalty-Shot Shootout	PTS Points
S Seeding	W Wins			

Game Roster

比赛名单

KUW - KGZ

Referee

SHEN Yen-Chin (TPE)

Linespersons

FU Dahe (CHN) , SU Wonil (KOR)

Goalkeepers

Team: KUW

No.	Name	GP	MIP	GA	SVS	SOG	SVS%	GAA
1	ALSAIED Zaid	0	00:00	0	0	0	0.00	0.00
44	ADAM Barvik	0	00:00	0	0	0	0.00	0.00

Team Roster

Team: KUW (Blue)

No.	Pos.	Name	GP	G	A	PTS	PIM	+/-
1	GK	ALSAIED Zaid	0	0	0	0	0	
4	D	ALMARAQI Mohammad	0	0	0	0	0	0
5	D	KHALAF Khalaf	0	0	0	0	0	0
6	D	ALDAEI Abdulrazaq	0	0	0	0	0	0
7	F	ALAJMI Mashari	0	0	0	0	0	0
8	D	ALDUAJ Mohammed	0	0	0	0	0	0
10	F	ALMARAGI Abdullah	0	0	0	0	0	0
12	F	ALMARI Salem	0	0	0	0	0	0
17	D	ALAWADHI Jasem	0	0	0	0	0	0
19	F	ZIDAREVIC Bojan	0	0	0	0	0	0
20	F	VAVRA Kamil	0	0	0	0	0	0
23	F	BUDZEVICH Valery	0	0	0	0	0	0
27	D	ALFOUDARI Meshal	0	0	0	0	0	0
33	F	ALASOUSI Abdullah	0	0	0	0	0	0
44	GK	ADAM Barvik	0	0	0	0	0	
69	F	ALKHASHAN Abdulaziz	0	0	0	0	0	0
88	F	ALKHASHRAM Abdulmohsen	0	0	0	0	0	0
89	F	DROZDETSKIKH Ilia	0	0	0	0	0	0
93	F	ALMARAGHY Abdulaziz	0	0	0	0	0	0
99	D	TCIBIN Anton	0	0	0	0	0	0

Head Coach: BARTKEVICS Andris

Team: KGZ

No.	Name	GP	MIP	GA	SVS	SOG	SVS%	GAA
1	VASILEV Artem	0	00:00	0	0	0	0.00	0.00
20	MARAIMBEKOV Arslan	0	00:00	0	0	0	0.00	0.00

Team: KGZ (White)

No.	Pos.	Name	GP	G	A	PTS	PIM	+/-
1	GK	VASILEV Artem	0	0	0	0	0	
3	D	LESHCHENKO Egor	0	0	0	0	0	0
4	D	KACHKYNBEKOV Adis	0	0	0	0	0	0
5	D	NURALIEV Adilet	0	0	0	0	0	0
6	F	TITOV Aleksandr	0	0	0	0	0	0
10	D	EGOROV Maksim	0	0	0	0	0	0
11	D	ISAMATOV Ernazar	0	0	0	0	0	0
12	F	MAKSATBEKOV Belek	0	0	0	0	0	0
13	F	BEKMURATOV Adil	0	0	0	0	0	0
14	F	MIRBEKOV Ersultan	0	0	0	0	0	0
15	F	ABDYRAEV Islambek	0	0	0	0	0	0
16	D	TERENTYEV Kuzma	0	0	0	0	0	0
17	D	KUDASHEV Anton	0	0	0	0	0	0
18	F	BEM Zakhar	0	0	0	0	0	0
19	F	ISMANOV Sultan	0	0	0	0	0	0
20	GK	MARAIMBEKOV Arslan	0	0	0	0	0	
21	F	SEIFULOV Mamed	0	0	0	0	0	0
22	D	POPOV Denis	0	0	0	0	0	0
24	F	SUPOKHUNOV Tair	0	0	0	0	0	0

Head Coach: CHEKANOV Mikhail

Legend:

+/-	Plus/minus net	A	Assists	D	Defender	F	Forward
G	Goals	GA	Goals against	GAA	Goals against as average per 60 minutes	GK	Goalkeeper
GP	Games played	MIP	Minutes and seconds played	No.	Jersey number	PIM	Penalties in minutes
Pos.	Position	PTS	Points	SOG	Shots on goal	SVS	Saves
SVS%	Saves in percentage						



Line-Ups 阵容

KUW - KGZ

Referee

SHEN Yen-Chin (TPE)

Linespersons

FU Dahe (CHN), SU Wonil (KOR)

Goalkeepers

Team: KUW

No.	Name
1	ALSAIED Zaid
44	ADAM Barvik

Team: KGZ

No.	Name
1	VASILEV Artem
20	MARAIMBEKOV Arslan

Team Line-ups

Team: KUW (Blue)

No.	Pos.	Name
5	D	KHALAF Khalaf
99	D	TCIBIN Anton
12	F	ALMARI Salem
23	F	BUDZEVICH Valery
89	F	DROZDETSKIKH Iliia
6	D	ALDAEI Abdulrazaq
17	D	ALAWADHI Jasem +C
19	F	ZIDAREVIC Bojan
88	F	ALKHASHRAM Abdulmohsen
93	F	ALMARAGHY Abdulaziz
4	D	ALMARAQI Mohammad
8	D	ALDUAJI Mohammed +A
7	F	ALAJMI Mashari
10	F	ALMARAGI Abdullah +A
69	F	ALKHASHAN Abdulaziz
27	D	ALFOUDARI Meshal
33	F	ALASOUSI Abdullah

Head Coach: BARTKEVICS Andris

Team: KGZ (White)

No.	Pos.	Name
3	D	LESHCHENKO Egor
10	D	EGOROV Maksim
6	F	TITOV Aleksandr
15	F	ABDYRAEV Islambek +A
21	F	SEIFULOV Mamed
16	D	TERENTYEV Kuzma +C
22	D	POPOV Denis
13	F	BEKMURATOV Adil
14	F	MIRBEKOV Ersultan
19	F	ISMANOV Sultan
4	D	KACHKYNBEKOV Adis
5	D	NURALIEV Adilet
12	F	MAKSATBEKOV Belek
18	F	BEM Zakhar
24	F	SUPOKHUNOV Tair
11	D	ISAMATOV Ernazar
17	D	KUDASHEV Anton +A

Head Coach: CHEKANOV Mikhail

NOT DRESSED:

20 F VAVRA Kamil

Legend:

+A	Alternate Captain	+C	Captain	D	Defender	F	Forward
No.	Jersey number	Pos.	Position				

Graphical Line-ups

阵容图

KUW - KGZ

Referee

SHEN Yen-Chin (TPE)

Linespersons

FU Dahe (CHN) , SU Wonil (KOR)

Team: KUW - Kuwait (Blue)

Head Coach: BARTKEVICS Andris

S1 44 ADAM Barvik			
		1 ALSAIED Zaid	
S5 23 BUDZEVICH Valery	S6 89 DROZDETSKIKH Iliia	S4 12 ALMARI Salem	
S3 99 TCIBIN Anton		S2 5 KHALAF Khalaf	
93 ALMARAGHY Abdulaziz	19 ZIDAREVIC Bojan	88 ALKHASHRAM Abdulmohsen	
17 ALAWADHI Jasem +C		6 ALDAEI Abdulrazaq	
7 ALAJMI Mashari	10 ALMARAGI Abdullah +A	69 ALKHASHAN Abdulaziz	
8 ALDUAJI Mohammed +A		4 ALMARAQI Mohammad	
33 ALASOUSI Abdullah			
27 ALFOUDARI Meshal			

Team: KGZ - Kyrgyzstan (White)

Head Coach: CHEKANOV Mikhail

S1 20 MARAIMBEKOV Arslan			
		1 VASILEV Artem	
S6 21 SEIFULOV Mamed	S5 15 ABDYRAEV Islambek +A	S4 6 TITOV Aleksandr	
S3 10 EGOROV Maksim		S2 3 LESHCHENKO Egor	
19 ISMANOV Sultan	14 MIRBEKOV Ersultan	13 BEKMURATOV Adil	
16 TERYTYEV Kuzma +C		22 POPOV Denis	
24 SUPOKHUNOV Tair	12 MAKSATBEKOV Belek	18 BEM Zakhar	
5 NURALIEV Adilet		4 KACHKYNBEKOV Adis	
17 KUDASHEV Anton +A		11 ISAMATOV Ernazar	

Legend:

+A Alternate Captain

+C Captain

Sn

Starting position

Timing & Results provided by BORNAN



Game Summary
比赛总结

KUW - KGZ 8 - 9 (5 - 3 , 2 - 2 , 1 - 3 , 0 - 1)

Spectators	Referee	Linespersons
1837	SHEN Yen-Chin (TPE)	FU Dahe (CHN) , SU Wonil (KOR)

Team Statistics

Period	Score	SVS	SOG	PIM	TPP	PPG	SHG
1	5 : 3	16 : 5	10 : 19	6 : 2	00:16 : 04:16	0 : 0	0 : 0
2	2 : 2	21 : 3	5 : 23	2 : 2	02:00 : 01:18	0 : 1	0 : 0
3	1 : 3	18 : 5	6 : 21	4 : 4	02:00 : 02:00	0 : 0	0 : 0
OT	0 : 1	0 : 0	0 : 1	0 : 0	00:00 : 00:00	0 : 0	0 : 0
Total	8 : 9	55 : 13	21 : 64	12 : 8	04:16 : 07:34	0 : 1	0 : 0

1st Period

Action	Time	ET/Res	Team	Type	No.	Name	(G)	Name of Assistant(s) / Action Description
GK	00:00		KUW		44	ADAM Barvik		- Goalkeeper in
GK	00:00		KGZ		20	MARAIMBEKOV Arslan		- Goalkeeper in
Goal	03:57	1 : 0	KUW	EQ	99	TCIBIN A	(1)	89 DROZDETSKIKH I On Ice KUW 44 5 12 23 89 99 KGZ 20 13 14 16 19 22
Goal	04:11	1 : 1	KGZ	EQ	10	EGOROV Maksim	(1)	15 ABDYRAEV Islambek On Ice KUW 44 4 7 10 17 69 KGZ 20 4 6 10 15 21
Goal	04:42	1 : 2	KGZ	EQ	13	BEKMURATOV Adil	(1)	19 ISMANOV Sultan On Ice KUW 44 5 12 23 89 99 14 MIRBEKOV Ersultan KGZ 20 13 14 16 19 22
Goal	06:44	1 : 3	KGZ	EQ	21	SEIFULOV Mamed	(1)	18 BEM Zakhar On Ice KUW 44 6 17 19 88 93 5 NURALIEV Adilet KGZ 20 5 10 12 18 21
Goal	07:32	2 : 3	KUW	EQ	12	ALMARI Salem	(1)	89 DROZDETSKIKH I On Ice KUW 44 6 12 23 89 99 23 BUDZEVICH Valery KGZ 20 13 14 16 19 22
Goal	08:20	3 : 3	KUW	EQ	89	DROZDETSKIKH I	(1)	99 TCIBIN A On Ice KUW 44 5 12 23 89 99 23 BUDZEVICH Valery KGZ 20 4 6 10 15 21
Goal	10:22	4 : 3	KUW	EQ	89	DROZDETSKIKH I	(2)	99 TCIBIN A On Ice KUW 44 5 12 23 89 99 23 BUDZEVICH Valery KGZ 20 4 13 14 16 19
Penalty	10:31	12:31	KUW	2 min.	6	ALDAEI Abdulrazaq		- Tripping
Penalty	13:07	15:07	KUW	2 min.		- Team penalty		- Too Many Players / Served by: 8 ALDUALI Mohammed
Penalty	14:41	16:41	KGZ	2 min.		- Team penalty		- Too Many Players / Served by: 13 BEKMURATOV Adil
Penalty	15:23	17:23	KUW	2 min.		- Team penalty		- Too Many Players / Served by: 7 ALAJMI Mashari
Goal	19:26	5 : 3	KUW	EQ	99	TCIBIN A	(2)	89 DROZDETSKIKH I On Ice KUW 44 12 17 69 89 99 KGZ 20 6 10 15 16 21

2nd Period

Action	Time	ET/Res	Team	Type	No.	Name	(G)	Name of Assistant(s) / Action Description
Goal	28:37	6 : 3	KUW	EQ	89	DROZDETSKIKH I	(3)	On Ice KUW 44 5 12 23 89 99 KGZ 20 15 16 18 21 22
Goal	30:13	7 : 3	KUW	EQ	99	TCIBIN A	(3)	89 DROZDETSKIKH I On Ice KUW 44 5 12 23 89 99 23 BUDZEVICH Valery KGZ 20 6 13 14 16 22
GK	30:13		KGZ		1	VASILEV Artem		- Goalkeeper in 20 MARAIMBEKOV Arslan - Goalkeeper out
Penalty	32:24	34:24	KGZ	2 min.	10	EGOROV Maksim		- Boarding
Penalty	34:32	35:50	KUW	2 min.	69	ALKHASHAN A		- Kneeing
Goal	35:50	7 : 4	KGZ	PP1	21	SEIFULOV Mamed	(2)	6 TITOV Aleksandr On Ice KUW 44 6 17 23 89 22 POPOV Denis KGZ 1 6 10 15 21 22 *
Goal	36:31	7 : 5	KGZ	EQ	14	MIRBEKOV Ersultan	(1)	13 BEKMURATOV Adil On Ice KUW 44 5 19 88 93 99 4 KACHKYNBEKOV KGZ 1 4 13 14 16 19 Adis

3rd Period

Action	Time	ET/Res	Team	Type	No.	Name	(G)	Name of Assistant(s) / Action Description
Goal	42:07	7 : 6	KGZ	EQ	15	ABDYRAEV Islambek	(1)	6 TITOV Aleksandr On Ice KUW 44 6 17 19 88 93 21 SEIFULOV Mamed KGZ 1 4 6 15 16 21



Harbin Ice Hockey Arena

哈尔滨冰球馆

MON 3 FEB 2025
Start Time 9:00
End Time 11:27

Ice Hockey

冰球

Men
男子

Preliminary round - Group B, Game 1
小组赛轮次 - B组, 比赛 1



Action	Time	ET/Res	Team	Type	No.	Name	(G)	Name of Assistant(s) / Action Description
Goal	43:10	7 : 7	KGZ	EQ	21	SEIFULOV Mamed	(3)	14 MIRBEKOV Ersultan On Ice KUZ 44 6 17 19 88 93 KGZ 1 5 10 14 19 21
Goal	44:03	8 : 7	KUW	EQ	89	DROZDETSKIKH I	(4)	99 TCIBIN A On Ice KUZ 44 5 12 23 89 99 23 BUDZEVICH Valery KGZ 1 3 6 15 16 21
Penalty	45:46	47:46	KUW	2 min.	12	ALMARI Salem		- Tripping
Time-out	46:24		KGZ					
Penalty	55:38	57:38	KGZ	2 min.	22	POPOV Denis		- Tripping
Time-out	55:38		KUW					
Penalty	56:23	58:23	KGZ	2 min.	19	ISMANOV Sultan		- Hooking
Penalty	56:23	58:23	KUW	2 min.	23	BUDZEVICH Valery		- Interference
GK	57:55		KGZ					1 VASILEV Artem - Goalkeeper out
Goal	59:26	8 : 8	KGZ	EQ EA	21	SEIFULOV Mamed	(4)	16 TEREITYEV Kuzma On Ice KUZ 44 12 17 19 23 99 15 ABDYRAEV Islambek KGZ 3 6 10 15 16 21
GK	59:26		KGZ		1	VASILEV Artem		- Goalkeeper in

Overtime

Action	Time	ET/Res	Team	Type	No.	Name	(G)	Name of Assistant(s) / Action Description
Goal	60:19	8 : 9	KGZ	EQ	21	SEIFULOV Mamed	(5)	15 ABDYRAEV Islambek On Ice KUZ 44 23 89 99 KGZ 1 15 16 21
GK	60:19		KUW					44 ADAM Barvik - Goalkeeper out
GK	60:19		KGZ					1 VASILEV Artem - Goalkeeper out

Goalkeeper Records

Team : KUW - Kuwait

No.	Name	SOG	SVS	MIP
44	ADAM Barvik	64	55	60:19
1	ALSAIED Zaid			

Team : KGZ - Kyrgyzstan

No.	Name	SOG	SVS	MIP
20	MARAIMBEKOV Arslan	15	8	30:13
1	VASILEV Artem	6	5	28:35

Game Statistics

Team : KUW (Blue)

Head Coach : BARTKEVICS Andris										Shots on Goal					Time on Ice									
No.	Pos.	Name	G	A	P	PIM	FO+	FO-	FO+/-	FO%	1	2	3	OT	TS	+/-	1	2	3	OT	TOT	SHF	AVG	
5	D	KHALAF Khalaf	0	0	0	0	0	0	0	0.00	0	0	0	0	0	+4	12:27	8:19	8:13	0:00	28:59	28	1:02	
12	F	ALMARI Salem	1	0	1	2	0	0	0	0.00	1	0	0	0	1	+6	10:56	9:17	11:21	0:00	31:34	29	1:05	
23	F	BUDZEVICH Valery	0	5	5	2	1	1	0	50.00	1	1	2	0	4	+4	9:09	11:24	11:35	0:19	32:27	32	1:00	
89	F	DROZDETSKIKH Ilia	4	4	8	0	29	12	17	70.73	3	2	1	0	6	+6	12:23	9:55	13:32	0:19	36:09	32	1:07	
99	D	TCIBIN Anton	3	3	6	0	0	0	0	0.00	4	1	1	0	6	+4	10:27	11:04	15:32	0:19	37:22	28	1:20	
6	D	ALDAEI Abdulrazaq	0	0	0	2	0	0	0	0.00	0	1	0	0	1	-2	5:45	9:39	6:20	0:00	21:44	24	0:54	
17	D	ALAWADHI Jasem +C	0	0	0	0	0	0	0	0.00	0	0	1	0	1	-4	8:31	9:30	8:38	0:00	26:39	27	0:59	
19	F	ZIDAREVIC Bojan	0	0	0	0	14	23	-9	37.84	1	0	0	0	1	-5	10:46	11:11	9:21	0:00	31:18	26	1:12	
88	F	ALKHASHRAM Abdulmohsen	0	0	0	0	0	0	0	0.00	0	0	1	0	1	-4	5:19	7:19	5:43	0:00	18:21	24	0:45	
93	F	ALMARAGHY Abdulaziz	0	0	0	0	0	0	0	0.00	0	0	0	0	0	-4	3:33	6:42	4:15	0:00	14:30	20	0:43	
4	D	ALMARAQI Mohammad	0	0	0	0	0	0	0	0.00	0	0	0	0	0	-1	0:14	0:00	0:00	0:00	0:14	1	0:14	
7	F	ALAJMI Mashari	0	0	0	0	0	0	0	0.00	0	0	0	0	0	-1	2:51	0:00	0:00	0:00	2:51	2	1:25	
8	D	ALDUALI Mohammed +A	0	0	0	0	0	0	0	0.00	0	0	0	0	0	0	0:29	0:00	0:00	0:00	0:29	2	0:14	
10	F	ALMARAGI Abdullah +A	0	0	0	0	0	0	0	0.00	0	0	0	0	0	-1	0:14	0:00	0:00	0:00	0:14	1	0:14	
69	F	ALKHASHAN Abdulaziz	0	0	0	2	1	1	0	50.00	0	0	0	0	0	0	0:54	4:22	4:58	0:00	10:14	13	0:47	
27	D	ALFOUDARI Meshal	0	0	0	0	0	0	0	0.00	0	0	0	0	0	0	0:00	0:00	0:00	0:00	0:00	0	0:00	
33	F	ALASOUSI Abdullah	0	0	0	0	0	0	0	0.00	0	0	0	0	0	0	0:00	0:00	0:00	0:00	0:00	0	0:00	
1	GK	ALSAIED Zaid	0	0	0	0					0	0	0	0	0									
44	GK	ADAM Barvik	0	0	0	0					0	0	0	0	0									
Total			8	12	20	8	45	37	8	54.88	10	5	6	0	21									

Team : KGZ (White)

Head Coach : CHEKANOV Mikhail										Shots on Goal					Time on Ice											
No.	Pos.	Name	G	A	P	PIM	FO+	FO-	FO+/-	FO%	1	2	3	OT	TS	+/-	1	2	3	OT	TOT	SHF	AVG			
3	D	LESHCHENKO Egor	0	0	0	0	0	0	0	0.00	0	1	2	0	3	0	4:12	5:09	4:05	0:00	13:26	17	0:47			
6	F	TITOV Aleksandr	0	2	2	0	0	0	0	0.00	4	1	0	0	5	-1	9:14	9:13	9:18	0:00	27:45	28	0:59			

Timing & Results provided by BORNAN



MON 3 FEB 2025
Start Time 9:00
End Time 11:27

Men
男子

Preliminary round - Group B, Game 1
小组赛轮次 - B组, 比赛 1



Head Coach : CHEKANOV Mikhail										Shots on Goal					Time on Ice									
No.	Pos.	Name	G	A	P	PIM	FO+	FO-	FO+/-	FO%	1	2	3	OT	TS	+/-	1	2	3	OT	TOT	SHF	AVG	
10	D	EGOROV Maksim	1	0	1	2	0	0	0	0.00	2	7	8	0	17	+2	10:19	9:06	9:59	0:00	29:24	29	1:00	
15	F	ABDYRAEV Islambek +A	1	3	4	0	21	20	1	51.22	3	1	3	0	7	0	9:09	9:33	11:55	0:19	30:56	29	1:04	
21	F	SEIFULOV Mamed	5	1	6	0	0	0	0	0.00	2	3	4	1	10	+2	11:15	12:42	13:48	0:19	38:04	30	1:16	
13	F	BEKMURATOV Adil	1	1	2	0	0	0	0	0.00	1	2	0	0	3	-2	7:32	5:35	5:35	0:00	18:42	24	0:46	
14	F	MIRBEKOV Ersultan	1	2	3	0	11	14	-3	44.00	1	1	0	0	2	-1	8:47	7:06	8:05	0:00	23:58	27	0:53	
16	D	TERENTYEV Kuzma +C	0	1	1	0	0	0	0	0.00	1	2	2	0	5	-2	10:58	11:08	12:18	0:19	34:43	31	1:07	
19	F	ISMANOV Sultan	0	1	1	2	1	3	-2	25.00	2	2	2	0	6	0	8:02	6:38	9:21	0:00	24:01	29	0:49	
22	D	POPOV Denis	0	1	1	2	0	0	0	0.00	1	0	0	0	1	-3	5:29	6:44	7:41	0:00	19:54	21	0:56	
4	D	KACHKYNBEKOV Adis	0	1	1	0	0	0	0	0.00	1	0	0	0	1	+1	5:30	3:06	4:59	0:00	13:35	17	0:47	
5	D	NURALIEV Adilet	0	1	1	0	0	0	0	0.00	0	0	0	0	0	+2	3:32	4:07	2:27	0:00	10:06	13	0:46	
12	F	MAKSATBEKOV Belek	0	0	0	0	4	8	-4	33.33	0	3	0	0	3	+1	2:08	4:04	0:00	0:00	6:12	9	0:41	
18	F	BEM Zakhar	0	1	1	0	0	0	0	0.00	1	0	0	0	1	0	1:37	3:45	0:00	0:00	5:22	8	0:40	
24	F	SUPOKHUNOV Tair	0	0	0	0	0	0	0	0.00	0	0	0	0	0	0	0:00	0:00	0:00	0:00	0:00	0	0:00	
11	D	ISAMATOV Ernazar	0	0	0	0	0	0	0	0.00	0	0	0	0	0	0	0:00	0:00	0:00	0:00	0:00	0	0:00	
17	D	KUDASHEV Anton +A	0	0	0	0	0	0	0	0.00	0	0	0	0	0	0	0:00	0:00	0:00	0:00	0:00	0	0:00	
1	GK	VASILEV Artem	0	0	0	0					0	0	0	0	0									
20	GK	MARAIMBEKOV Arslan	0	0	0	0					0	0	0	0	0									
Total			9	15	24	6	37	45	-8	45.12	19	23	21	1	64									

Group B

R	Team	GP	W	OTW	OTL	L	GDF	GF:GA	PTS
1	KGZ	1	0	1	0	0	+1	9 : 8	2
2	KUW	1	0	0	1	0	-1	8 : 9	1
-	SGP	0							
-	BRN	0							

	BRN	KGZ	KUW	SGP
BRN	*****	WED 05 FEB 13:00	SUN 09 FEB 21:00	MON 03 FEB 13:00
KGZ	WED 05 FEB 13:00	*****	9-8	SUN 09 FEB 17:00
KUW	SUN 09 FEB 21:00	8-9	*****	WED 05 FEB 09:00
SGP	MON 03 FEB 13:00	SUN 09 FEB 17:00	WED 05 FEB 09:00	*****

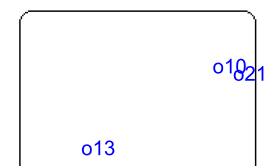
Legend:

(G)	Goals in tournament	*	Does not count for Plus/minus	+/-	Plus/minus net	+A	Alternate Captain
+C	Captain	A	Assists	AVG	Average time on ice / shift	D	Defender
EA	Extra attacker	EQ	Equal strength	ET/Res	Penalty end time/Result of game	F	Forward
FO%	Face-offs won as percentage	FO+	Face-offs won	FO-	Face-offs lost	FO+/-	Face-offs net
G	Goals	GA	Goals against	GDF	Goal difference	GF	Goals for
GK	Goalkeeper	GP	Games played	L	Losses	MIP	Minutes in play (GK)
No.	Jersey number	OT	Overtime	OTL	Overtime losses	OTW	Overtime wins
P	Points	PIM	Penalties in minutes	Pos.	Position	PP1	Power play - 1 player
PPG	Power play goals	PTS	Points	R	Rank	SHF	Number of shifts
SHG	Shorthanded goals	SOG	Shots on goal	SVS	Saves	TOT	Total
TPP	Time on power play	TS	Total shots	W	Wins		

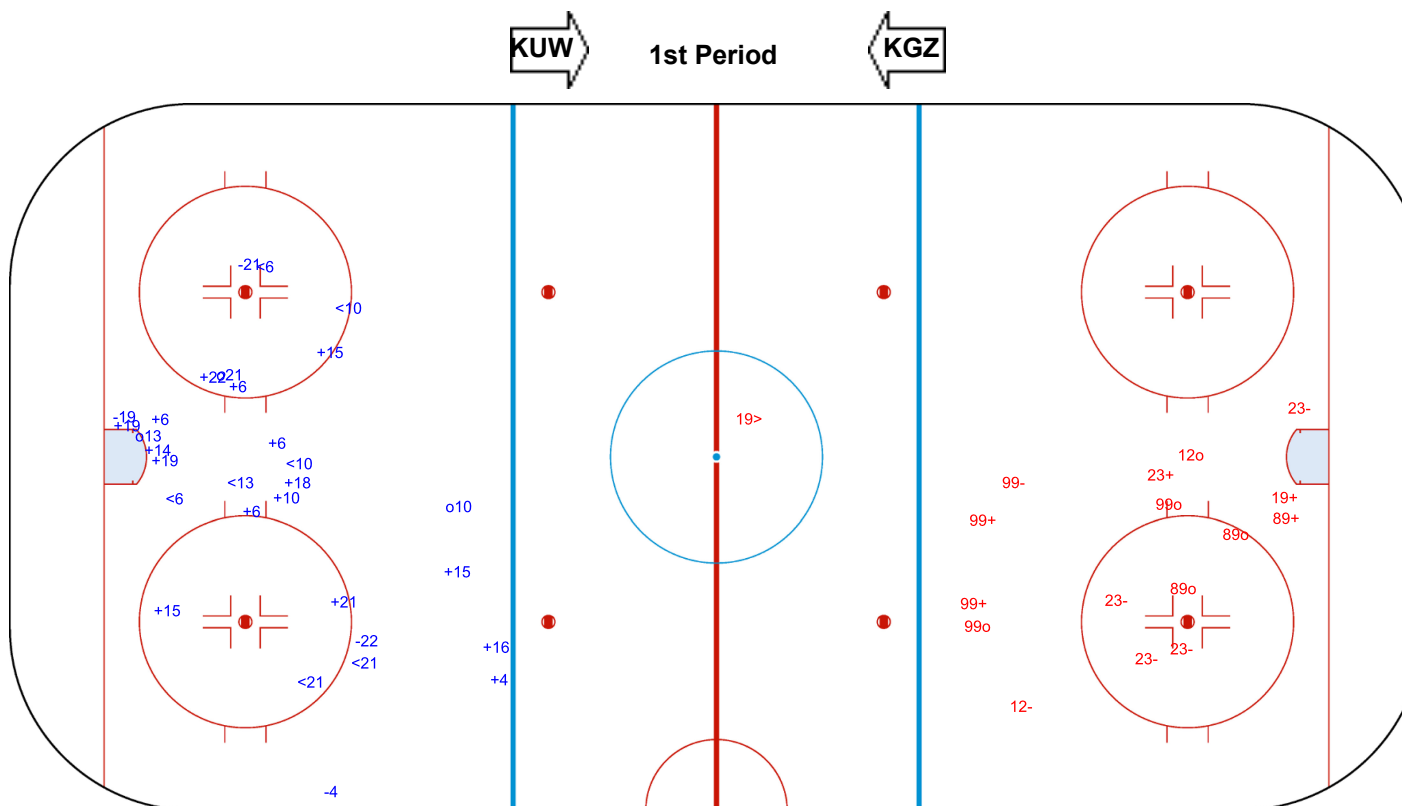
Shot Chart
射门表

KUW - KGZ

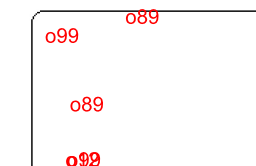
Shots by KGZ
Goals (o): 3 SSG (+): 16
SSP (<): 7 SPG (-): 4



GK 44 of KUW



Shots by KUW
Goals (o): 5 SSG (+): 5
SSP (>): 1 SPG (-): 6



GK 20 of KGZ



Shots by KUW

Goals (o): 2

SSG (+): 3

SSP (-): 5

SPG (-): 1



GK 1 of KGZ



GK 20 of KGZ



2nd Period



Shots by KGZ

Goals (o): 2

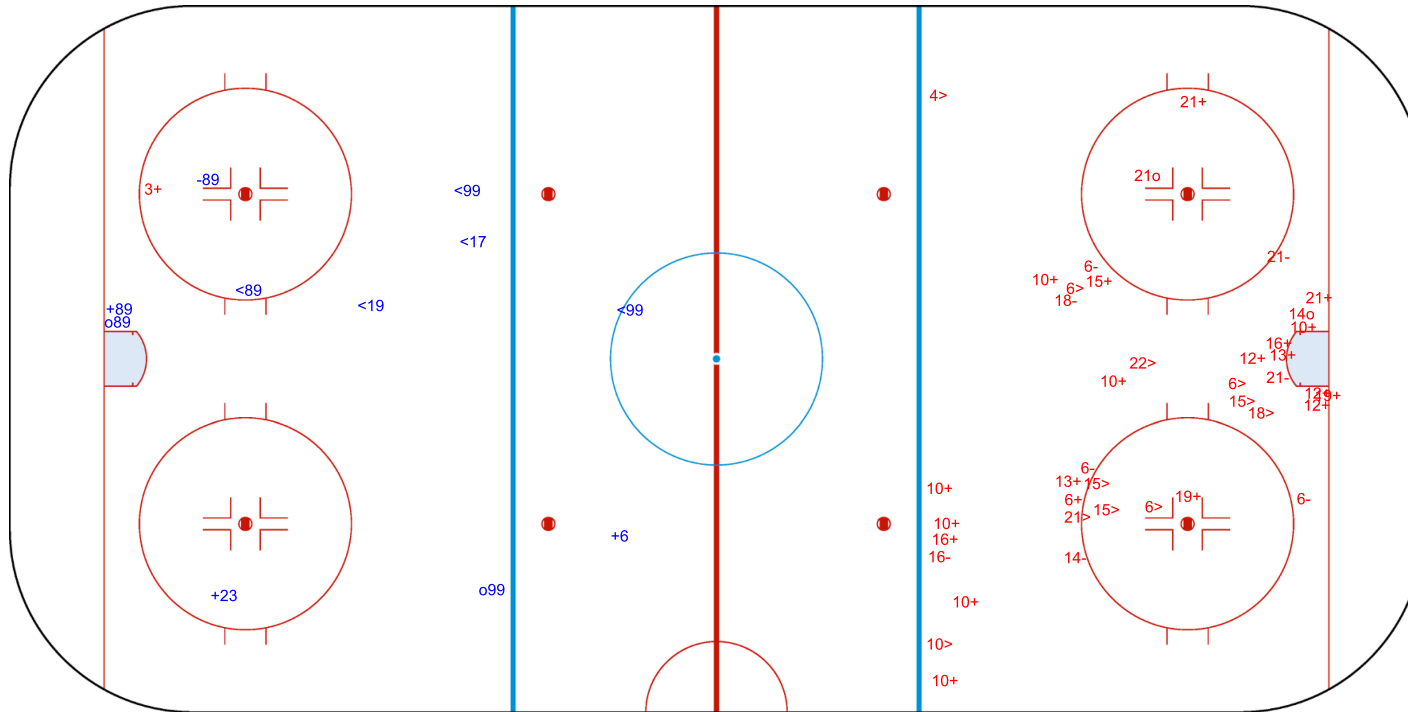
SSG (+): 21

SSP (>): 11

SPG (-): 8



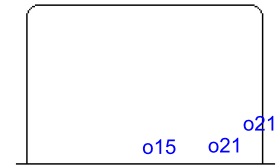
GK 44 of KUW





Shots by KGZ

Goals (o): 3 SSG (+): 18
SSP (<): 6 SPG (-): 8



GK 44 of KUW



3rd Period

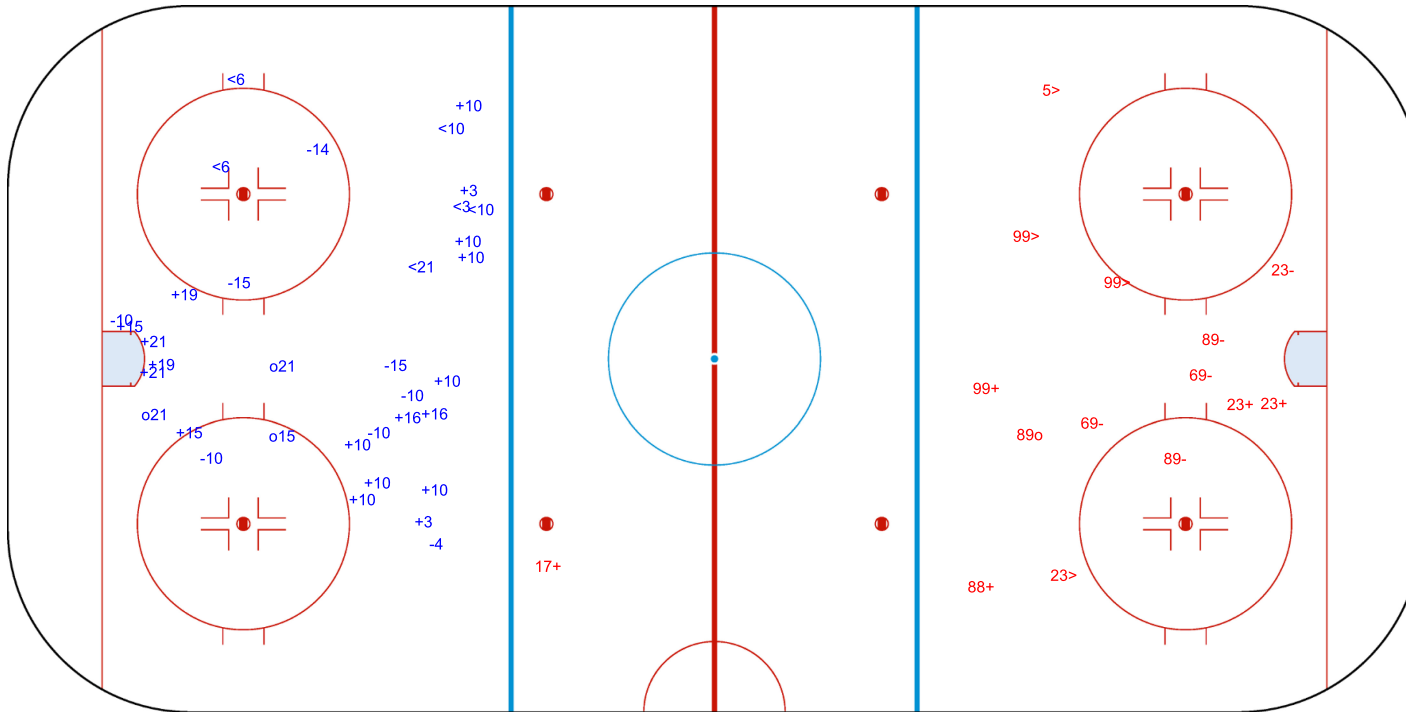


Shots by KUW

Goals (o): 1 SSG (+): 5
SSP (>): 4 SPG (-): 5



GK 1 of KGZ






Shots by KGZ

Goals (o): 1

SSG (+): 0

SSP (<): 1

SPG (-): 0



GK 44 of KUW



Overtime



Shots by KUW

Goals (o): 0

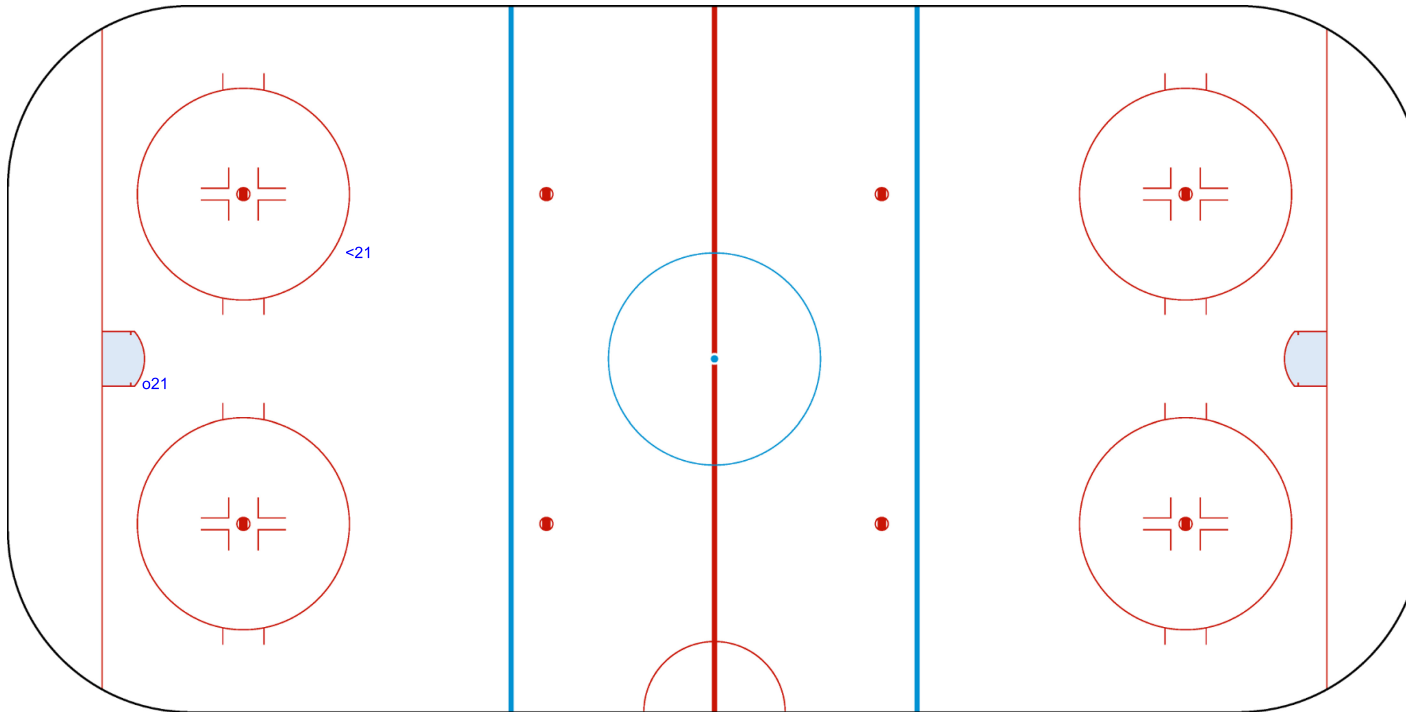
SSG (+): 0

SSP (>): 0

SPG (-): 0



GK 1 of KGZ



Legend:

GK

Goalkeeper

SPG

Shots past goal

SSG

Shots saved by goalkeeper

SSP

Shots saved by player

Timing & Results provided by BORNAN

Face-off Chart

争球表

KUW - KGZ

1st PERIOD

	KUW		KGZ		KUW		KGZ		KUW		KGZ		
	Def. zone	Att. zone	Def. zone	Att. zone	Def. zone	Att. zone	Def. zone	Att. zone	Def. zone	Att. zone	Def. zone	Att. zone	
	- 69	+ 15			+ 89	- 15			+ 89	- 12			
	+ 89	- 15			- 89	+ 12			+ 89	- 14			
	+ 89	- 15			+ 69	- 12			+ 89	- 14			
	+ 19	- 12			- 89	+ 14			+ 19	- 15			
	+ 19	- 12			+ 19	- 12			+ 89	- 14			
	- 19	+ 15			+ 89	- 14			+ 89	- 12			
	- 19	+ 15			- 19	+ 15			+ 23	- 14			
	+ 89	- 19			+ 89	- 14							
	- 23	+ 15			+ 89	- 19							
	- 89	+ 15			- 19	+ 15							
	+ 19	- 15			- 19	+ 15							
	- 19	+ 19			+ 19	- 14							
	- 89	+ 15			- 19	+ 15							
					- 19	+ 14							
					- 19	+ 14							
Total wins / period	6 / 46%	7 / 54%			7 / 50%	7 / 50%			7 / 100%	0 / 0%			
Total wins all zones													
	KUW		KGZ		KUW		KGZ		KUW		KGZ		
	20 / 59%		14 / 41%										

2nd PERIOD

	KUW		KGZ		KUW		KGZ		KUW		KGZ		
	Def. zone	Att. zone	Def. zone	Att. zone	Def. zone	Att. zone	Def. zone	Att. zone	Def. zone	Att. zone	Def. zone	Att. zone	
	+ 19	- 14			- 89	+ 15			+ 19	- 12			
	- 19	+ 12			+ 19	- 14			+ 89	- 15			
	+ 19	- 15			+ 19	- 15							
	+ 89	- 19			+ 89	- 14							
	- 89	+ 15			- 19	+ 12							
	- 19	+ 14			- 19	+ 14							
	+ 19	- 12			+ 89	- 15							
	- 19	+ 12			- 19	+ 14							
	+ 89	- 15											
	- 19	+ 15											
Total wins / period	5 / 50%	5 / 50%			4 / 50%	4 / 50%			2 / 100%	0 / 0%			
Total wins all zones													
	KUW		KGZ		KUW		KGZ		KUW		KGZ		
	11 / 55%		9 / 45%										

3rd PERIOD

	KUW		KGZ		KUW		KGZ		KUW		KGZ		
	Def. zone	Att. zone	Def. zone	Att. zone	Def. zone	Att. zone	Def. zone	Att. zone	Def. zone	Att. zone	Def. zone	Att. zone	
	+ 89	- 15			+ 89	- 15			- 19	+ 14			
	- 89	+ 14			+ 89	- 15			+ 89	- 15			
	- 89	+ 15			- 19	+ 14			+ 89	- 15			
	- 89	+ 15			- 89	+ 15			+ 89	- 15			
	- 19	+ 15			- 19	+ 14			+ 89	- 15			
	+ 89	- 14			- 19	+ 15			- 19	+ 14			
	- 19	+ 15			+ 89	- 14							
	+ 19	- 15			+ 89	- 14							
	- 89	+ 15											
	+ 19	- 15											
	- 19	+ 15											
Total wins / period													
Total wins all zones													
	KUW		KGZ		KUW		KGZ		KUW		KGZ		
	13 / 48%		14 / 52%										

+ 89 - 89	- 14 + 14				
5 / 38%	8 / 62%	4 / 50%	4 / 50%	4 / 67%	2 / 33%

OVERTIME

Total wins / period	KUW	KGZ	KUW	KGZ	KUW	KGZ	Total wins all zones	
	Def. zone	Att. zone	Neutral zone		Att. zone	Def. zone	KUW	KGZ
			+ 89	- 15			1 / 100%	0 / 0%
			1 / 100%	0 / 0%				

TOTAL

Total wins / game	KUW	KGZ	KUW	KGZ	KUW	KGZ	Total wins all zones	
	Def. zone	Att. zone	Neutral zone		Att. zone	Def. zone	KUW	KGZ
	16 / 44%	20 / 56%	16 / 52%	15 / 48%	13 / 87%	2 / 13%	45 / 55%	37 / 45%

HEAD TO HEAD

		KGZ								
	No.	12	14	15	19	Tot.	wins KUW	Dz	Nz	Az
KUW	19	5 - 3	3 - 8	6 - 11	0 - 1	37	14 38%	8 44%	4 27%	2 50%
	23		1 - 0	0 - 1		2	1 50%	0 0%		1 100%
	69	1 - 0		0 - 1		2	1 50%	0 0%	1 100%	
	89	2 - 1	10 - 3	14 - 8	3 - 0	41	29 71%	8 50%	11 73%	10 100%
	Tot.	12	25	41	4	82	45 55%	16 44%	16 52%	13 87%
	wins KGZ	4 33%	11 44%	21 51%	1 25%	37 45%				
	Dz	0 0%	2 33%	0 0%		2 13%				
	Nz	2 50%	6 46%	7 54%	0 0%	15 48%				
	Az	2 40%	3 50%	14 64%	1 33%	20 56%				

Legend:

Az Attacking zone Dz Defending zone No. Jersey number Nz Neutral zone Tot. Total face-offs played



Game Roster
比赛名单

REVISED
3 FEB 15:09

SGP - BRN

Referee

YUSOFF Mohamad Faris Hakimin Bin (MAS)

Linespersons

GAO Yinfeng (CHN) , LIU Haotian (CHN)

Goalkeepers

Team: SGP

No. Name	GP	MIP	GA	SVS	SOG	SVS%	GAA
1 LEE Joshua Elisha Shao Ern	0	00:00	0	0	0	0.00	0.00
45 LEE Chin Hao	0	00:00	0	0	0	0.00	0.00

Team Roster

Team: SGP (White)

No.	Pos.	Name	GP	G	A	PTS	PIM	+/-
1	GK	LEE Joshua Elisha Shao Ern	0	0	0	0	0	
13	D	O'BRIEN Richard Lowell	0	0	0	0	0	0
14	D	WINTLAND Ryan Adam	0	0	0	0	0	0
17	D	QIAN Yong Jia Benedict	0	0	0	0	0	0
23	F	KODROWSKI James Nicholas	0	0	0	0	0	0
24	F	BLAKNEY Noah Allen Nizam	0	0	0	0	0	0
28	F	WONG Ian Yong Sheng	0	0	0	0	0	0
37	F	LIM Gabriel	0	0	0	0	0	0
45	GK	LEE Chin Hao	0	0	0	0	0	
47	F	LEE Shaw Hsiang	0	0	0	0	0	0
55	F	GOH Ryan Tsui Hon	0	0	0	0	0	0
66	D	KOK Hung Wei	0	0	0	0	0	0
68	F	TAN Ryan Jiaju	0	0	0	0	0	0
71	F	LEE Bryan Nathan Shao Heng	0	0	0	0	0	0
76	D	CHUA Cael Juin Hui	0	0	0	0	0	0
77	D	CHEW Wee	0	0	0	0	0	0
78	F	GUNAWARDENA Brandon Russell	0	0	0	0	0	0
97	F	CHAN Joshua Yu Wen	0	0	0	0	0	0

Head Coach: MARTINI Robert Wallace

Team: BRN

No. Name	GP	MIP	GA	SVS	SOG	SVS%	GAA
9 ALMUTLAQ Rashed	0	00:00	0	0	0	0.00	0.00
91 ALADHAB Abdulla	0	00:00	0	0	0	0.00	0.00

Team: BRN (Red)

No.	Pos.	Name	GP	G	A	PTS	PIM	+/-
5	D	HUSAIN Ammar	0	0	0	0	0	0
7	D	SULAIBEEKH Salman	0	0	0	0	0	0
8	F	ALSALAH Yousif	0	0	0	0	0	0
9	GK	ALMUTLAQ Rashed	0	0	0	0	0	
10	D	SAYER Abdulla	0	0	0	0	0	0
13	F	HEGAZI Sameh	0	0	0	0	0	0
17	D	TURKI Abdulrahman	0	0	0	0	0	0
19	F	ALI Majeed	0	0	0	0	0	0
23	F	MASAUD Ahmed	0	0	0	0	0	0
28	F	HEJRES Abdullatif	0	0	0	0	0	0
53	F	ALATWI Mohamed Salah Mohamed	0	0	0	0	0	0
55	F	ALTHAWADI Salman	0	0	0	0	0	0
69	F	JANAHI Abdulla	0	0	0	0	0	0
75	F	ALMARZOOQI Abdulla	0	0	0	0	0	0
77	F	ALBAHRI Rashed	0	0	0	0	0	0
89	D	TURKI Abdulla	0	0	0	0	0	0
91	GK	ALADHAB Abdulla	0	0	0	0	0	
99	D	ALMUTAWA Abdulla	0	0	0	0	0	0

Head Coach: FAKHROO Tamer

Legend:

+/ -	Plus/minus net	A	Assists	D	Defender	F	Forward
G	Goals	GA	Goals against	GAA	Goals against as average per 60 minutes	GK	Goalkeeper
GP	Games played	MIP	Minutes and seconds played	No.	Jersey number	PIM	Penalties in minutes
Pos.	Position	PTS	Points	SOG	Shots on goal	SVS	Saves
SVS%	Saves in percentage						

REVISED

Revised to correct the position of player SGP 37 LIM Gabriel from D to F

Timing & Results provided by BORNAN



Line-Ups 阵容

REVISED
3 FEB 15:09

SGP - BRN

Referee

YUSOFF Mohamad Faris Hakim Bin (MAS)

Linespersons

GAO Yinfeng (CHN), LIU Haotian (CHN)

Goalkeepers

Team: SGP

No.	Name
1	LEE Joshua Elisha Shao Ern
45	LEE Chin Hao

Team Line-ups

Team: SGP (White)

No.	Pos.	Name
76	D	CHUA Cael Juin Hui
77	D	CHEW Wee +C
23	F	KODROWSKI James Nicholas +A
68	F	TAN Ryan Jiaju +A
71	F	LEE Bryan Nathan Shao Heng
13	D	O'BRIEN Richard Lowell
17	D	QIAN Yong Jia Benedict
24	F	BLAKNEY Noah Allen Nizam
55	F	GOH Ryan Tsui Hon
97	F	CHAN Joshua Yu Wen
14	D	WINTLAND Ryan Adam
66	D	KOK Hung Wei
28	F	WONG Ian Yong Sheng
37	F	LIM Gabriel
47	F	LEE Shaw Hsiang
78	F	GUNAWARDENA Brandon Russell

Head Coach: MARTINI Robert Wallace

Team: BRN

No.	Name
9	ALMUTLAQ Rashed
91	ALADHAB Abdulla

Team: BRN (Red)

No.	Pos.	Name
17	D	TURKI Abdulrahman
13	F	HEGAZI Sameh +C
23	F	MASAUD Ahmed
28	F	HEJRES Abdullatif
55	F	ALTHAWADI Salman +A
7	D	SULAIBEEKH Salman
89	D	TURKI Abdulla
99	D	ALMUTAWA Abdulla +A
8	F	ALSALAH Yousif
77	F	ALBAHRI Rashed
5	D	HUSAIN Ammar
10	D	SAYER Abdulla
19	F	ALI Majeed
69	F	JANAHI Abdulla
75	F	ALMARZOOQI Abdulla
53	F	ALATWI Mohamed Salah Mohamed

Head Coach: FAKHROO Tamer

Legend:

+A Alternate Captain +C Captain D Defender F Forward
No. Jersey number Pos. Position

REVISED

Revised to correct the position of player SGP 37 LIM Gabriel from D to F

Timing & Results provided by BORNAN

Graphical Line-ups 阵容图

REVISED
3 FEB 15:10

SGP - BRN

Referee
YUSOFF Mohamad Faris Hakimin Bin (MAS)

Linespersons
GAO Yinfeng (CHN) , LIU Haotian (CHN)

Team: SGP - Singapore (White)

Head Coach: MARTINI Robert Wallace

S1 1 LEE Joshua Elisha Shao Ern		
45 LEE Chin Hao		
S6 71 LEE Bryan Nathan Shao Heng	S5 68 TAN Ryan Jiaju +A	S4 23 KODROWSKI James Nicholas +A
S3 77 CHEW Wee +C	S2 76 CHUA Cael Juin Hui	
24 BLAKNEY Noah Allen Nizam	55 GOH Ryan Tsui Hon	97 CHAN Joshua Yu Wen
13 O'BRIEN Richard Lowell	17 QIAN Yong Jia Benedict	
28 WONG Ian Yong Sheng	14 WINTLAND Ryan Adam	47 LEE Shaw Hsiang
66 KOK Hung Wei	37 LIM Gabriel	
	78 GUNAWARDENA Brandon Russell	

Team: BRN - Bahrain (Red)

Head Coach: FAKHROO Tamer

S1 91 ALADHAB Abdulla		
9 ALMUTLAQ Rashed		
S6 55 ALTHAWADI Salman +A	S4 13 HEGAZI Sameh +C	S5 23 MASAUD Ahmed
S2 17 TURKI Abdulrahman	S3 28 HEJRES Abdullatif	
7 SULAIBEEKH Salman	8 ALSALAH Yousif	77 ALBAHRI Rashed
89 TURKI Abdulla	99 ALMUTAWA Abdulla +A	
19 ALI Majeed	69 JANAHI Abdulla	75 ALMARZOOQI Abdulla
5 HUSAIN Ammar	10 SAYER Abdulla	
53 ALATWI Mohamed Salah Mohamed		

Legend:

+A Alternate Captain +C Captain Sn Starting position

REVISED

Revised to correct the position of player SGP 37 LIM Gabriel from D to F

Timing & Results provided by BORNAN

Game Summary

比赛总结

SGP - BRN 20 - 1 (12 - 0, 5 - 0, 3 - 1)

Spectators	Referee	Linespersons
2517	YUSOFF Mohamad Faris Hakim Bin (MAS)	GAO Yinfeng (CHN) , LIU Haotian (CHN)

Team Statistics

Period	Score	SVS	SOG	PIM	TPP	PPG	SHG
1	12 : 0	0 : 9	21 : 0	4 : 2	00:37 : 04:00	1 : 0	1 : 0
2	5 : 0	4 : 14	19 : 4	4 : 4	00:15 : 01:17	0 : 0	1 : 0
3	3 : 1	3 : 16	19 : 4	0 : 0	01:02 : 00:00	0 : 0	0 : 0
Total	20 : 1	7 : 39	59 : 8	8 : 6	01:54 : 05:17	1 : 0	2 : 0

1st Period

Action	Time	ET/Res	Team	Type	No.	Name	(G)	Name of Assistant(s) / Action Description
GK	00:00		SGP		1	LEE JESE	-	Goalkeeper in
GK	00:00		BRN		91	ALADHAB A	-	Goalkeeper in
Goal	00:50	1 : 0	SGP	EQ	71	LEE BNSH	(1)	23 KODROWSKI JN On Ice SGP 1 23 55 71 76 77 76 CHUA Cael Juin Hui BRN 91 13 17 23 28 55
Goal	01:14	2 : 0	SGP	EQ	97	CHAN Joshua Yu Wen	(1)	24 BLAKNEY NAN On Ice SGP 1 13 17 24 55 97 BRN 91 7 8 77 89 99
Penalty	01:42	03:42	SGP	2 min.	71	LEE BNSH	-	Interference
Goal	05:09	3 : 0	SGP	EQ	77	CHEW Wee	(1)	23 KODROWSKI JN On Ice SGP 1 23 55 76 77 97 76 CHUA Cael Juin Hui BRN 91 13 17 23 28 55
Goal	07:38	4 : 0	SGP	EQ	24	BLAKNEY NAN	(1)	55 GOH Ryan Tsui Hon On Ice SGP 1 13 17 24 55 97 13 O'BRIEN RL BRN 91 13 17 28 55 77
Goal	09:03	5 : 0	SGP	EQ	71	LEE BNSH	(2)	13 O'BRIEN RL On Ice SGP 1 13 14 17 23 71 BRN 91 7 8 23 77 89
Penalty	09:30	11:30	SGP	2 min.	55	GOH Ryan Tsui Hon	-	Hooking
Goal	09:41	6 : 0	SGP	SH1	97	CHAN Joshua Yu Wen	(2)	On Ice SGP 1 68 76 77 97 BRN 91 7 8 13 23 69
Penalty	11:39	12:16	BRN	2 min.	-	Team penalty	-	Too Many Players / Served by: 5 HUSAIN A
Goal	12:16	7 : 0	SGP	PP1	17	QIAN YJB	(1)	97 CHAN Joshua Yu On Ice SGP 1 17 55 68 76 97 Wen BRN 91 7 17 23 55 *
Goal	12:57	8 : 0	SGP	EQ	37	LIM Gabriel	(1)	68 TAN Ryan Jiaju On Ice SGP 1 14 37 71 76 77 14 WINTLAND Ryan Adam BRN 91 7 17 28 55 69
Goal	13:23	9 : 0	SGP	EQ	78	GUNAWARDENA BR	(1)	66 KOK Hung Wei On Ice SGP 1 13 17 23 66 78 BRN 91 8 13 55 89 99
Goal	14:17	10 : 0	SGP	EQ	97	CHAN Joshua Yu Wen	(3)	13 O'BRIEN RL On Ice SGP 1 13 23 37 47 97 23 KODROWSKI JN BRN 91 7 23 28 55 77
Goal	16:22	11 : 0	SGP	EQ	14	WINTLAND Ryan Adam	(1)	47 LEE Shaw Hsiang On Ice SGP 1 14 17 47 68 76 68 TAN Ryan Jiaju BRN 91 17 53 55 75 99
Goal	16:57	12 : 0	SGP	EQ	47	LEE Shaw Hsiang	(1)	14 WINTLAND Ryan On Ice SGP 1 14 28 37 47 66 Adam BRN 91 17 19 53 75 99

2nd Period

Action	Time	ET/Res	Team	Type	No.	Name	(G)	Name of Assistant(s) / Action Description
GK	20:00		SGP		45	LEE Chin Hao	-	Goalkeeper in
Goal	27:27	13 : 0	SGP	EQ	47	LEE Shaw Hsiang	(2)	14 WINTLAND Ryan On Ice SGP 45 14 47 55 76 77 Adam BRN 91 8 13 77 89 99
Penalty	29:25	31:25	SGP	2 min.	78	GUNAWARDENA BR	-	Boarding
Goal	29:40	14 : 0	SGP	SH1	55	GOH Ryan Tsui Hon	(1)	77 CHEW Wee On Ice SGP 45 55 68 76 77 BRN 91 13 23 28 55 77
Penalty	29:40	31:40	BRN	2 min.	-	Team penalty	-	Delaying the Game / Served by: 19 ALI M
Goal	32:04	15 : 0	SGP	EQ	78	GUNAWARDENA BR	(2)	71 LEE BNSH On Ice SGP 45 13 17 23 71 78 23 KODROWSKI JN BRN 91 8 13 19 28 77
Goal	32:29	16 : 0	SGP	EQ	66	KOK Hung Wei	(1)	37 LIM Gabriel On Ice SGP 45 37 66 68 77 78 76 CHUA Cael Juin Hui BRN 91 7 17 55 77 99



Harbin Ice Hockey Arena

哈尔滨冰球馆

MON 3 FEB 2025
Start Time 13:00
End Time 15:05

Ice Hockey

冰球

Men
男子

Preliminary round - Group B, Game 2
小组赛轮次 - B组, 比赛 2



Action	Time	ET/Res	Team	Type	No.	Name	(G)	Name of Assistant(s)	Action Description
Goal	37:02	17 : 0	SGP	EQ	97	CHAN Joshua Yu Wen	(4)	24 BLAKNEY NAN	On Ice SGP 45 13 17 24 28 97 BRN 91 7 8 13 17 77
Penalty	38:43	40:43	SGP	2 min.	17	QIAN YJB		- Hooking	
Penalty	39:45	41:45	BRN	2 min.	8	ALSALAH Y		- Holding an opponent	

3rd Period

Action	Time	ET/Res	Team	Type	No.	Name	(G)	Name of Assistant(s)	Action Description
Goal	43:05	18 : 0	SGP	EQ	78	GUNAWARDENA BR	(3)	55 GOH Ryan Tsui Hon 97 CHAN Joshua Yu Wen	On Ice SGP 45 13 17 55 78 97 BRN 91 7 17 28 55 69
Goal	50:38	19 : 0	SGP	EQ	37	LIM Gabriel	(2)	47 LEE Shaw Hsiang	On Ice SGP 45 13 37 66 68 77 BRN 91 8 23 69 77 89
Goal	53:02	19 : 1	BRN	EQ	77	ALBAHRI R	(1)		On Ice SGP 45 23 28 68 71 76 BRN 91 8 23 69 77 89
Goal	55:08	20 : 1	SGP	EQ	76	CHUA Cael Juin Hui	(1)	37 LIM Gabriel 77 CHEW Wee	On Ice SGP 45 37 66 68 76 77 BRN 91 7 13 17 28 55
GK	60:00		SGP						45 LEE Chin Hao - Goalkeeper out
GK	60:00		BRN						91 ALADHAB A - Goalkeeper out

Goalkeeper Records

Team : SGP - Singapore

No.	Name	SOG	SVS	MIP
45	LEE Chin Hao	8	7	40:00
1	LEE Joshua Elisha Shao Ern	0	0	20:00

Team : BRN - Bahrain

No.	Name	SOG	SVS	MIP
91	ALADHAB Abdulla	59	39	60:00
9	ALMUTLAQ Rashed			

Game Statistics

Team : SGP (White)																			
Head Coach : MARTINI Robert Wallace										Shots on Goal					Time on Ice				
No.	Pos.	Name	G	A	P	PIM	FO+	FO-	FO+/-	FO%	1	2	3	OT	TS	+/-	1	2	3
23	F	KODROWSKI James	0	4	4	0	9	3	6	75.00	0	0	0	0	0	+5	7:25	4:15	5:37
		Nicholas +A																	
68	F	TAN Ryan Jiaju +A	0	2	2	0	14	3	11	82.35	2	0	1		3	+5	8:42	7:54	6:07
71	F	LEE Bryan Nathan Shao Herng	2	1	3	2	1	1	0	50.00	2	0	0		2	+3	7:29	4:19	5:28
76	D	CHUA Cael Juin Hui	1	3	4	0	1	3	-2	25.00	2	0	1		3	+7	11:09	10:36	4:55
77	D	CHEW Wee +C	1	3	4	0	1	1	0	50.00	1	2	0		3	+9	11:11	11:19	8:24
13	D	O'BRIEN Richard Lowell	0	3	3	0	0	0	0	0.00	0	3	0		3	+9	8:18	8:46	9:52
17	D	QIAN Yong Jia Benedict	1	0	1	2	0	0	0	0.00	2	0	1		3	+8	9:46	9:21	14:08
24	F	BLAKNEY Noah Allen Nizam	1	2	3	0	0	0	0	0.00	1	1	1		3	+3	3:26	4:18	4:17
55	F	GOH Ryan Tsui Hon	1	2	3	2	8	4	4	66.67	0	3	2		5	+7	7:35	7:35	6:55
97	F	CHAN Joshua Yu Wen	4	2	6	0	8	1	7	88.89	6	2	1		9	+7	7:40	4:28	6:55
14	D	WINTLAND Ryan Adam	1	3	4	0	0	0	0	0.00	1	0	0		1	+5	1:37	3:12	3:37
28	F	WONG Ian Yong Sheng	0	0	0	0	0	0	0	0.00	1	1	3		5	+1	2:39	4:05	5:51
37	F	LIM Gabriel	2	2	4	0	0	0	0	0.00	1	0	6		7	+6	3:00	5:08	5:00
47	F	LEE Shaw Hsiang	2	2	4	0	0	0	0	0.00	1	2	1		4	+4	1:59	3:22	3:05
66	D	KOK Hung Wei	1	1	2	0	1	1	0	50.00	0	3	0		3	+5	0:59	3:42	3:04
78	F	GUNAWARDENA Brandon Russell	3	0	3	2	0	0	0	0.00	1	2	2		5	+4	3:05	4:23	6:02
1	GK	LEE Joshua Elisha Shao Ern	0	0	0	0					0	0	0		0				
45	GK	LEE Chin Hao	0	0	0	0					0	0	0		0				
Total			20	30	50	8	43	17	26	71.67	21	19	19		59				

Team : BRN (Red)

Head Coach : FAKHROO Tamer										Shots on Goal					Time on Ice				
No.	Pos.	Name	G	A	P	PIM	FO+	FO-	FO+/-	FO%	1	2	3	OT	TS	+/-	1	2	3
13	F	HEGAZI Sameh +C	0	0	0	0	5	8	-3	38.46	0	1	0		1	-10	11:08	10:51	15:07
17	D	TURKI Abdulrahman	0	0	0	0	0	0	0	0.00	0	0	0		0	-10	6:49	11:27	11:24
23	F	MASAUD Ahmed	0	0	0	0	1	0	1	100.00	0	0	0		0	-6	9:33	8:25	9:45
28	F	HEJRES Abdullatif	0	0	0	0	0	1	-1	0.00	0	0	0		0	-9	9:24	5:37	6:23

Timing & Results provided by BORNAN



MON 3 FEB 2025
Start Time 13:00
End Time 15:05

Men
男子

Preliminary round - Group B, Game 2
小组赛轮次 - B组, 比赛 2



Head Coach : FAKHROO Tamer										Shots on Goal				Time on Ice									
No.	Pos.	Name	G	A	P	PIM	FO+	FO-	FO+/-	FO%	1	2	3	OT	TS	+/-	1	2	3	OT	TOT	SHF	AVG
55	F	ALTHAWADI Salman +A	0	0	0	0	2	6	-4	25.00	0	0	2	2	-11	13:11	9:54	7:24			30:29	18	1:41
7	D	SULAIBEEKH Salman	0	0	0	0	2	17	-15	10.53	0	0	1	1	-9	8:39	8:55	10:09			27:43	16	1:43
8	F	ALSALAH Yousif	0	0	0	2	7	7	0	50.00	0	2	0	2	-7	9:55	9:33	8:50			28:18	16	1:46
77	F	ALBAHRI Rashed	1	0	1	0	0	2	-2	0.00	0	0	1	1	-9	8:59	8:14	9:57			27:10	19	1:25
89	D	TURKI Abdulla	0	0	0	0	0	0	0	0.00	0	1	0	1	-4	7:42	8:48	6:06			22:36	16	1:24
99	D	ALMUTAWA Abdulla +A	0	0	0	0	0	0	0	0.00	0	0	0	0	-6	7:04	11:01	0:46			18:51	13	1:27
5	D	HUSAIN Ammar	0	0	0	0	0	0	0	0.00	0	0	0	0	0	0:00	0:00	0:00			0:00	0	0:00
10	D	SAYER Abdulla	0	0	0	0	0	0	0	0.00	0	0	0	0	0	0:00	0:00	0:00			0:00	0	0:00
19	F	ALI Majeed	0	0	0	0	0	2	-2	0.00	0	0	0	0	-2	2:19	0:24	2:09			4:52	4	1:13
69	F	JANAHI Abdulla	0	0	0	0	0	0	0	0.00	0	0	0	0	-3	3:16	2:40	6:37			12:33	15	0:50
75	F	ALMARZOOQI Abdulla	0	0	0	0	0	0	0	0.00	0	0	0	0	-2	0:48	1:14	2:11			4:13	3	1:24
53	F	ALATWI Mohamed Salah Mohamed	0	0	0	0	0	0	0	0.00	0	0	0	0	-2	0:35	0:42	1:27			2:44	3	0:54
9	GK	ALMUTLAQ Rashed	0	0	0	0					0	0	0	0									
91	GK	ALADHAB Abdulla	0	0	0	0					0	0	0	0									
Total			1	0	1	2	17	43	-26	28.33	0	4	4	8									


Group B

R	Team	GP	W	OTW	OTL	L	GDF	GF:GA	PTS
1	SGP	1	1	0	0	0	+19	20 : 1	3
2	KGZ	1	0	1	0	0	+1	9 : 8	2
3	KUW	1	0	0	1	0	-1	8 : 9	1
4	BRN	1	0	0	0	1	-19	1 : 20	0

	BRN	KGZ	KUW	SGP
BRN	*****	WED 05 FEB 13:00	SUN 09 FEB 21:00	1:20
KGZ	WED 05 FEB 13:00	*****	9:8	SUN 09 FEB 17:00
KUW	SUN 09 FEB 21:00	8:9	*****	WED 05 FEB 09:00
SGP	20:1	SUN 09 FEB 17:00	WED 05 FEB 09:00	*****

Legend:

(G)	Goals in tournament	*	Does not count for Plus/minus	+/-	Plus/minus net	+A	Alternate Captain
+C	Captain	A	Assists	AVG	Average time on ice / shift	D	Defender
EQ	Equal strength	ET/Res	Penalty end time/Result of game	F	Forward	FO%	Face-offs won as percentage
FO+	Face-offs won	FO-	Face-offs lost	FO+/-	Face-offs net	G	Goals
GA	Goals against	GDF	Goal difference	GF	Goals for	GK	Goalkeeper
GP	Games played	L	Losses	MIP	Minutes in play (GK)	No.	Jersey number
OT	Overtime	OTL	Overtime losses	OTW	Overtime wins	P	Points
PIM	Penalties in minutes	Pos.	Position	PP1	Power play - 1 player	PPG	Power play goals
PTS	Points	R	Rank	SH1	Shorthanded - 1 player	SHF	Number of shifts
SHG	Shorthanded goals	SOG	Shots on goal	SVS	Saves	TOT	Total
TPP	Time on power play	TS	Total shots	W	Wins		



MON 3 FEB 2025
Start Time 13:00

Ice Hockey
冰球

Men
男子

Preliminary round - Group B, Game 2
小组赛轮次 - B 组, 比赛 2



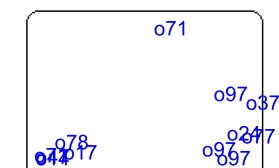
Shot Chart

射门表

SGP - BRN

Shots by SGP

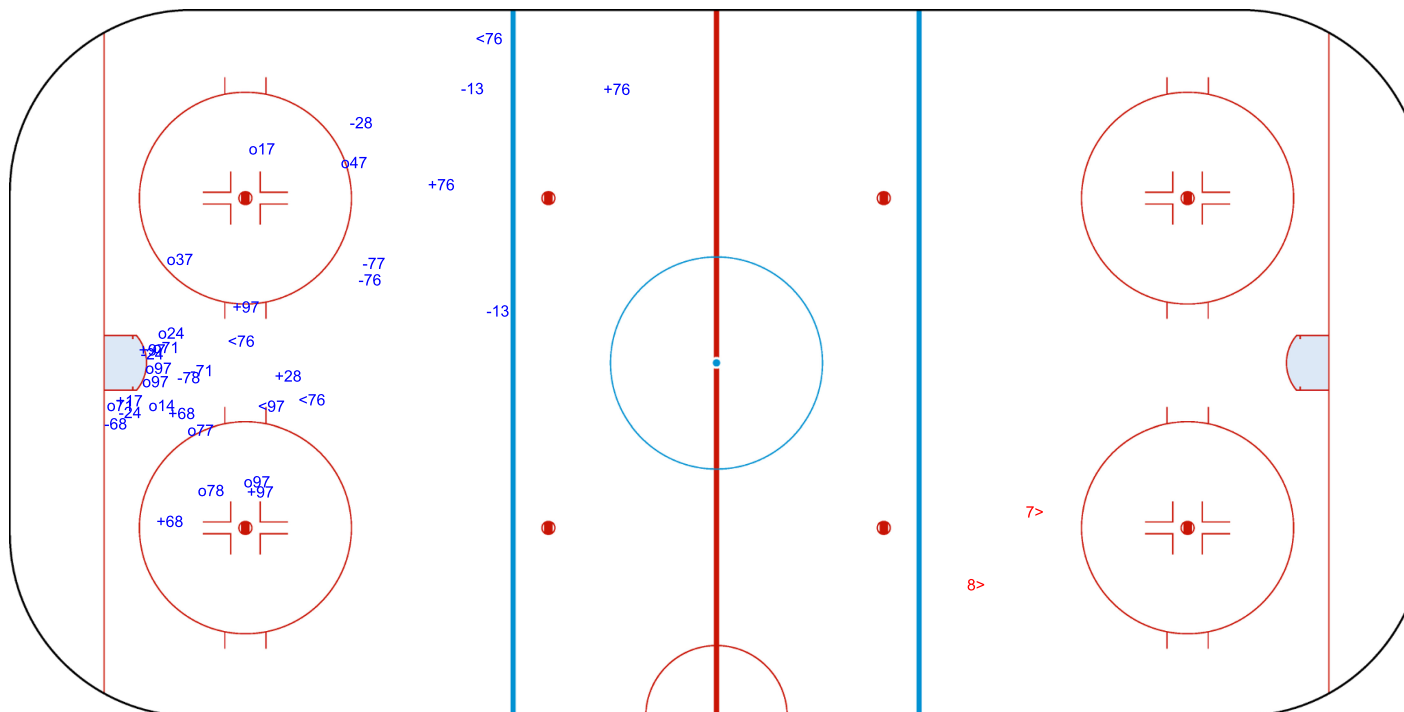
Goals (o): 12	SSG (+): 9
SSP (<): 4	SPG (-): 10



GK 91 of BRN



1st Period



Shots by BRN

Goals (o): 0	SSG (+): 0
SSP (>): 2	SPG (-): 0



GK 1 of SGP

Timing & Results provided by **BORNAN**

Report Created MON 3 FEB 2025 15:10

BORNAN
SPORTS TECHNOLOGY



Shots by BRN

Goals (o): 0

SSG (+): 4

SSP (<): 4

SPG (-): 4



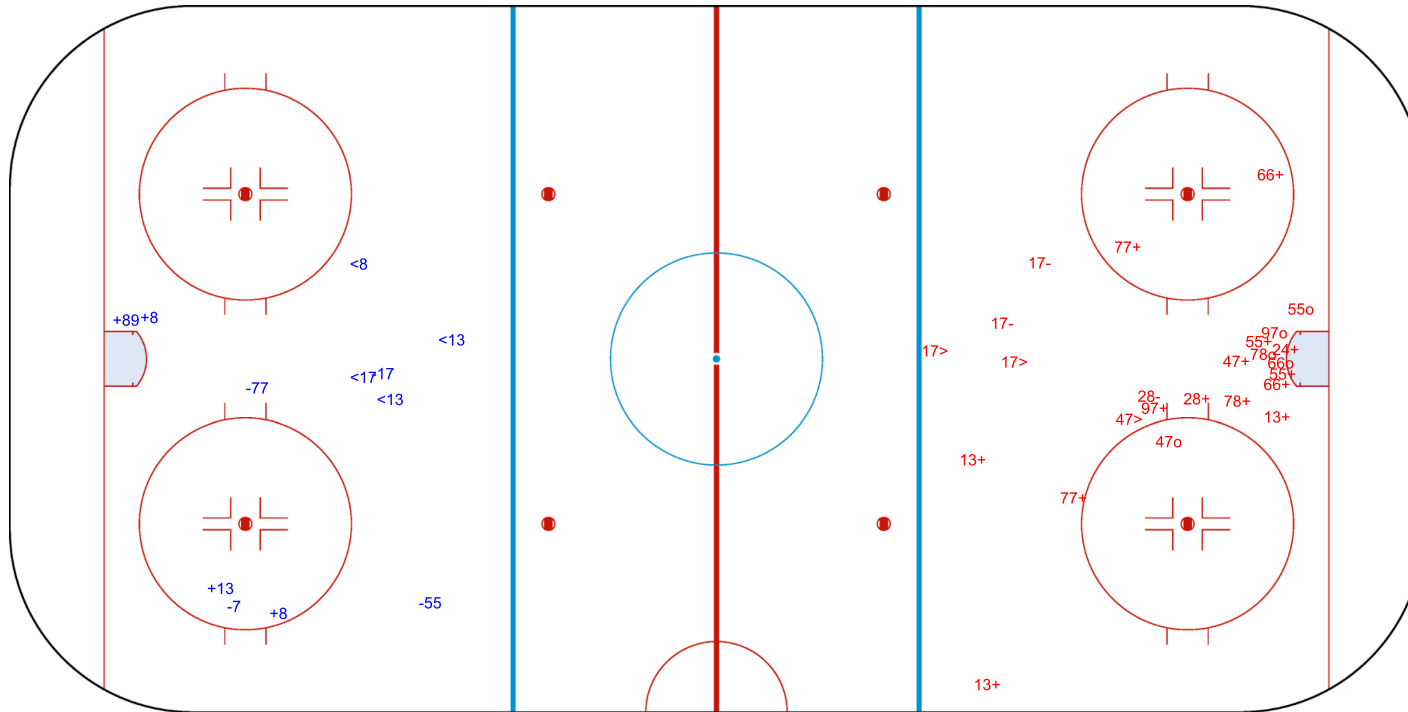
GK 1 of SGP



GK 45 of SGP



2nd Period



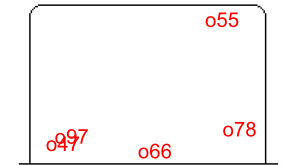
Shots by SGP

Goals (o): 5


SSG (+): 14

SSP (>): 3

SPG (-): 3



GK 91 of BRN



MON 3 FEB 2025
Start Time 13:00

Ice Hockey

Men
男子

Preliminary round - Group B, Game 2
小组赛轮次 - B 组, 比赛 2



Goals (o): 3	SOG (+): 16
SSP (<): 9	SPG (-): 3

o78

- o76
- o37

GK 91 of BRN



3rd Period

SGP

Goals (o): 1	SSG (+): 3
SSP (>): 0	SPG (-): 4

o77

GK 45 of SGP

Legend:

GK	Goalkeeper
-----------	------------

SPG

Shots past goal

SSG

Shots saved by goalkeeper

SSP

Shots saved by player

Timing & Results provided by **BORNAN**

Report Created MON 3 FEB 2025 15:10

BORNAN
SPORTS TECHNOLOGY

Face-off Chart

争球表

SGP - BRN

1st PERIOD

	SGP		BRN		SGP		BRN		SGP		BRN		
	Def. zone	Att. zone	Def. zone	Att. zone	Def. zone	Att. zone	Def. zone	Att. zone	Def. zone	Att. zone	Def. zone	Att. zone	
Total wins / period	- 68	+ 8	+ 68	- 13	+ 55	- 55	+ 68	- 55	+ 55	- 55	+ 68	- 55	Total wins all zones
			- 55	+ 7	+ 68	- 55	+ 68	- 7	+ 68	- 13	+ 55	- 13	
			+ 68	- 7	+ 68	- 7	+ 68	- 7	+ 55	- 13	+ 23	- 7	
			+ 55	- 13	+ 68	- 13	+ 68	- 7	+ 55	- 13	+ 68	- 7	
			+ 55	- 7	+ 23	- 7	+ 68	- 7	+ 23	- 13	+ 68	- 7	
			- 55	+ 13	+ 68	- 7	+ 23	- 13	+ 68	- 7			
			+ 68	- 13	- 68	+ 8							
			+ 68	- 7	- 71	+ 13							
			- 68	+ 8	- 66	+ 13							
			- 71	+ 13	+ 97	- 13							
			- 66	+ 13	+ 55	- 7							
			+ 97	- 13	+ 68	- 19							
			+ 55	- 7	- 97	+ 13							
			+ 68	- 19									
			- 97	+ 13									
	0 / 0%	1 / 100%	9 / 60%	6 / 40%	9 / 100%	0 / 0%			18 / 72%	7 / 28%			

2nd PERIOD

	SGP		BRN		SGP		BRN		SGP		BRN		
	Def. zone	Att. zone	Def. zone	Att. zone	Def. zone	Att. zone	Def. zone	Att. zone	Def. zone	Att. zone	Def. zone	Att. zone	
Total wins / period	- 55	+ 55	+ 68	- 55	+ 97	- 7	+ 97	- 7	+ 97	- 7			Total wins all zones
	+ 23	- 13	+ 97	- 7	+ 23	- 7	+ 23	- 8	+ 71	- 55			
	- 76	+ 13	+ 97	- 7	+ 23	- 77							
	+ 97	- 8	+ 23	- 77	- 76	+ 23							
	- 55	+ 8	- 76	+ 7	+ 76	- 7							
	- 68	+ 8	- 76	+ 7	+ 23	- 55							
			+ 76	- 7									
			+ 23	- 55									
	2 / 33%	4 / 67%	6 / 75%	2 / 25%	4 / 100%	0 / 0%			12 / 67%	6 / 33%			

3rd PERIOD

	SGP		BRN		SGP		BRN		SGP		BRN		
	Def. zone	Att. zone	Def. zone	Att. zone	Def. zone	Att. zone	Def. zone	Att. zone	Def. zone	Att. zone	Def. zone	Att. zone	
Total wins / period	+ 68	- 28	+ 55	- 77	+ 23	- 8	+ 23	- 8	+ 23	- 8			Total wins all zones
	+ 68	- 8	- 23	+ 8	+ 23	- 55	+ 68	- 8	+ 23	- 55			
			+ 97	- 8	+ 68	- 8	- 23	+ 8	+ 66	- 19			
			+ 55	- 7	- 23	+ 8							
			+ 55	- 7	- 77	+ 55							
			+ 97	- 7	+ 77	- 7							
			- 23	+ 8	+ 97	- 8							
			- 77	+ 55									
			+ 77	- 7									
			+ 97	- 8									
	2 / 100%	0 / 0%	7 / 70%	3 / 30%	4 / 80%	1 / 20%			13 / 76%	4 / 24%			



TOTAL

Total wins / game	SGP	BRN	SGP	BRN	SGP	BRN	Total wins all zones	
	Def. zone	Att. zone	Neutral zone		Att. zone	Def. zone		
	4 / 44%	5 / 56%	22 / 67%	11 / 33%	17 / 94%	1 / 6%	SGP	BRN
							43 / 72%	17 / 28%

HEAD TO HEAD

		BRN												
	No.	7	8	13	19	23	28	55	77	Tot.	wins SGP	Dz	Nz	Az
SGP	23	2 - 0	2 - 3	2 - 0				2 - 0	1 - 0	12	9 75%	1 100%	2 50%	6 86%
	55	4 - 1	0 - 1	2 - 1				1 - 1	1 - 0	12	8 67%	0 0%	6 75%	2 100%
	66			0 - 1	1 - 0					2	1 50%		0 0%	1 100%
	68	5 - 0	2 - 3	3 - 0	1 - 0		1 - 0	2 - 0		17	14 82%	2 50%	6 86%	6 100%
	71			0 - 1				1 - 0		2	1 50%		0 0%	1 100%
	76	1 - 1		0 - 1		0 - 1				4	1 25%	0 0%	1 33%	
	77	1 - 0						0 - 1		2	1 50%		1 50%	
	97	4 - 0	3 - 0	1 - 1						9	8 89%	1 100%	6 86%	1 100%
	Tot.	19	14	13	2	1	1	8	2	60	43 72%	4 44%	22 67%	17 94%
	wins BRN	2 11%	7 50%	5 38%	0 0%	1 100%	0 0%	2 25%	0 0%	17 28%				
	Dz	0 0%	1 25%	0 0%	0 0%			0 0%		1 6%				
	Nz	2 15%	3 60%	4 50%	0 0%	1 100%		1 33%	0 0%	11 33%				
	Az		3 60%	1 50%			0 0%	1 100%		5 56%				

Legend:									
Az	Attacking zone	Dz	Defending zone	No.	Jersey number	Nz	Neutral zone	Tot.	Total face-offs played



Game Roster

比赛名单

IND - TKM

Referee

LI Ho Ching (HKG)

Linespersons

ISKAKOV Timur (KAZ) , ZHU Jialin (CHN)

Goalkeepers

Team: IND

No.	Name	GP	MIP	GA	SVS	SOG	SVS%	GAA
34	PHANDEY Stanzin	0	00:00	0	0	0	0.00	0.00
38	TUNDUP Namgail	0	00:00	0	0	0	0.00	0.00
83	CHAMBA Lotus	0	00:00	0	0	0	0.00	0.00

Team Roster

Team: IND (White)

No.	Pos.	Name	GP	G	A	PTS	PIM	+/-
7	D	GYALTSON Tsewang	0	0	0	0	0	0
11	D	HUSSAIN Sajjad	0	0	0	0	0	0
12	F	LOTUS Stanzin	0	0	0	0	0	0
16	D	ANGCHUK Tsering	0	0	0	0	0	0
17	D	MUSTAFA Ghulam	0	0	0	0	0	0
18	F	ANGCHOK Stanzin	0	0	0	0	0	0
21	D	NORBOO Rigzin	0	0	0	0	0	0
24	D	NAMGYAL Stanzin	0	0	0	0	0	0
34	GK	PHANDEY Stanzin	0	0	0	0	0	0
37	F	LAKDAN Angchok	0	0	0	0	0	0
38	GK	TUNDUP Namgail	0	0	0	0	0	0
42	F	ISMAIL Mohd	0	0	0	0	0	0
44	F	BABA Mohammad Ali	0	0	0	0	0	0
47	F	TASHI Namgail	0	0	0	0	0	0
68	F	DORJAY Angchok	0	0	0	0	0	0
72	F	TSETAN Chamba	0	0	0	0	0	0
77	F	KUNZANG Jigmath	0	0	0	0	0	0
83	GK	CHAMBA Lotus	0	0	0	0	0	0
87	F	DELDAN Namgyal	0	0	0	0	0	0
88	F	DORJAY Tsewang	0	0	0	0	0	0
94	D	ZANGPO Nawang	0	0	0	0	0	0
95	D	DESKYONG Namgyal	0	0	0	0	0	0
97	F	ANGDUS Tsering	0	0	0	0	0	0

Head Coach: HARROLD Darrin

Team: TKM

No.	Name	GP	MIP	GA	SVS	SOG	SVS%	GAA
1	GUVANJOV Tanryberdi	0	00:00	0	0	0	0.00	0.00
20	CHARYYEV Keremli	0	00:00	0	0	0	0.00	0.00

Team: TKM (Green)

No.	Pos.	Name	GP	G	A	PTS	PIM	+/-
1	GK	GUVANJOV Tanryberdi	0	0	0	0	0	0
2	D	TANNYYEV Gurbanmyrat	0	0	0	0	0	0
3	F	DURDYEV Serdar	0	0	0	0	0	0
5	D	KAKAYEV Maksat	0	0	0	0	0	0
7	D	HYDYROV Dovlet	0	0	0	0	0	0
8	D	AGANIYAZOV Amangeldi	0	0	0	0	0	0
9	F	BAYMYRADOV Baymyrat	0	0	0	0	0	0
10	F	GELDIMYRADOV Arslan	0	0	0	0	0	0
11	F	NURYEV Arslan	0	0	0	0	0	0
13	F	GURBANOV Ahmet	0	0	0	0	0	0
14	D	KAKAJANOV Serdar	0	0	0	0	0	0
15	F	BAYJAYEV Dovrangeldi	0	0	0	0	0	0
16	F	ESENOV Ovezguly	0	0	0	0	0	0
17	F	DOVLETMYRADOV Begench	0	0	0	0	0	0
18	F	BAYHANOV Novruz	0	0	0	0	0	0
19	F	VAHOVSKIY Aleksandr	0	0	0	0	0	0
20	GK	CHARYYEV Keremli	0	0	0	0	0	0
21	F	ORAZOV Nazar	0	0	0	0	0	0
22	D	KAKABAYEV Erkin	0	0	0	0	0	0
23	D	ANNASAPAROV Musa	0	0	0	0	0	0
25	D	MUHYEV Allan	0	0	0	0	0	0

Head Coach: VELIYEV Ilyas

Legend:

+/-	Plus/minus net	A	Assists	D	Defender	F	Forward
G	Goals	GA	Goals against	GAA	Goals against as average per 60 minutes	GK	Goalkeeper
GP	Games played	MIP	Minutes and seconds played	No.	Jersey number	PIM	Penalties in minutes
Pos.	Position	PTS	Points	SOG	Shots on goal	SVS	Saves
SVS%	Saves in percentage						



Line-Ups 阵容

IND - TKM

Referee

LI Ho Ching (HKG)

Linespersons

ISKAKOV Timur (KAZ), ZHU Jialin (CHN)

Goalkeepers

Team: IND

No.	Name
38	TUNDUP Namgail
83	CHAMBA Lotus

Team Line-ups

Team: IND (White)

No.	Pos.	Name
17	D	MUSTAFA Ghulam
94	D	ZANGPO Nawang +A
12	F	LOTUS Stanzin
88	F	DORJAY Tsewang
97	F	ANGDUS Tsering
7	D	GYALTSON Tsewang +C
16	D	ANGCHUK Tsering
18	F	ANGCHOK Stanzin
37	F	LAKDAN Angchok
77	F	KUNZANG Jigmath
11	D	HUSSAIN Sajjad
24	D	NAMGYAL Stanzin
42	F	ISMAIL Mohd
68	F	DORJAY Angchok
72	F	TSETAN Chamba +A
21	D	NORBOO Rigzin
95	D	DESKYONG Namgyal
44	F	BABA Mohammad Ali
47	F	TASHI Namgail
87	F	DELDAN Namgyal

Head Coach: HARROLD Darrin

NOT DRESSED:

34 GK PHANDEY Stanzin

Team: TKM

No.	Name
1	GUVANJOV Tanryberdi
20	CHARYYEV Keremli

Team: TKM (Green)

No.	Pos.	Name
8	D	AGANIYAZOV Amangeldi +A
14	D	KAKAJANOV Serdar
9	F	BAYMYRADOV Baymyrat +A
11	F	NURYEV Arslan
18	F	BAYHANOV Novruz
2	D	TANNYYEV Gurbanmyrat
7	D	HYDYROV Dovlet
13	F	GURBANOV Ahmet +C
15	F	BAYJAYEV Dovrangeldi
19	F	VAHOVSKIY Aleksandr
22	D	KAKABAYEV Erkin
23	D	ANNASAPAROV Musa
10	F	GELDIMYRADOV Arslan
16	F	ESENOV Ovezguly
17	F	DOVLETMYRADOV Begench
5	D	KAKAYEV Maksat
25	D	MUHYEV Allan
3	F	DURDYEV Serdar
21	F	ORAZOV Nazar

Head Coach: VELIYEV Ilyas

Legend:

+A Alternate Captain
No. Jersey number

+C Captain
Pos. Position

D Defender

F Forward

Graphical Line-ups

阵容图

IND - TKM

Referee

LI Ho Ching (HKG)

Linespersons

ISKAKOV Timur (KAZ) , ZHU Jialin (CHN)

Team: IND - India (White)

Head Coach: HARROLD Darrin

S1 83 CHAMBA Lotus		
38 TUNDUP Namgail		
S4 12 LOTUS Stanzin	S6 97 ANGDU S tsering	S5 88 DORJAY Tsewang
S2 17 MUSTAFA Ghulam	S3 94 ZANGPO Nawang +A	
77 KUNZANG Jigmath	37 LAKDAN Angchok	18 ANGCHOK Stanzin
7 GYALTSO Tsewang +C		16 ANGCHUK Tsering
42 ISMAIL Mohd	72 TSETAN Chamba +A	68 DORJAY Angchok
11 HUSSAIN Sajjad		24 NAMGYAL Stanzin
44 BABA Mohammad Ali	47 TASHI Namgail	87 DELDAN Namgyal
21 NORBOO Rigzin		95 DESKYONG Namgyal

Team: TKM - Turkmenistan (Green)

Head Coach: VELIYEV Ilyas

S1 20 CHARYYEV Keremli		
1 GUVANJOV Tanryberdi		
S4 9 BAYMYRADOV Baymyrat +A	S5 11 NURYEV Arslan	S6 18 BAYHANOV Novruz
S3 14 KAKAJANOV Serdar	S2 8 AGANIYAZOV Amangeldi +A	
15 BAYJAYEV Dovrangeldi	19 VAHOVSKIY Aleksandr	13 GURBANOV Ahmet +C
7 HYDYROV Dovlet		2 TANNYYEV Gurbanmyrat
17 DOVLETMYRADOV Begench	16 ESENOV Ovezguly	10 GELDIMYRADOV Arslan
22 KAKABAYEV Erkin		23 ANNASAPAROV Musa
21 ORAZOV Nazar		3 DURDYEV Serdar
5 KAKAYEV Maksat		25 MUHYEV Allan

Legend:

+A Alternate Captain

+C Captain

Sn

Starting position

Timing & Results provided by BORNAN



Game Summary

比赛总结

IND - TKM 1 - 19 (1 - 4 , 0 - 6 , 0 - 9)

Spectators	Referee	Linespersons
1108	LI Ho Ching (HKG)	ISKAKOV Timur (KAZ) , ZHU Jialin (CHN)

Team Statistics

Period	Score	SVS	SOG	PIM	TPP	PPG	SHG
1	1 : 4	20 : 3	4 : 24	6 : 6	02:55 : 04:51	0 : 0	0 : 1
2	0 : 6	20 : 1	1 : 26	4 : 2	03:37 : 01:31	0 : 2	0 : 1
3	0 : 9	30 : 0	0 : 39	12 : 6	00:00 : 06:11	0 : 2	0 : 0
Total	1 : 19	70 : 4	5 : 89	22 : 14	06:32 : 12:33	0 : 4	0 : 2

1st Period

Action	Time	ET/Res	Team	Type	No.	Name	(G)	Name of Assistant(s) / Action Description
GK	00:00		IND		83	CHAMBA L		- Goalkeeper in
GK	00:00		TKM		20	CHARYYEV Keremli		- Goalkeeper in
Goal	01:41	1 : 0	IND	EQ	18	ANGCHOK S	(1)	37 LAKDAN A On Ice IND 83 7 18 24 37 77 77 KUNZANG J TKM 20 2 7 13 15 19
Goal	01:54	1 : 1	TKM	EQ	10	GELDIMYRADOV A	(1)	17 DOVLETMYRADOV B On Ice IND 83 11 24 42 68 72 16 ESENOV Ovezguly TKM 20 10 16 17 22 23
Goal	02:09	1 : 2	TKM	EQ	10	GELDIMYRADOV A	(2)	16 ESENOV Ovezguly On Ice IND 83 21 44 47 87 95 17 DOVLETMYRADOV B TKM 20 10 16 17 22 23
Penalty	03:40	05:40	IND	2 min.	94	ZANGPO N		- Interference
Goal	08:02	1 : 3	TKM	EQ	22	KAKABAYEV Erkin	(1)	17 DOVLETMYRADOV B On Ice IND 83 7 18 21 37 77 16 ESENOV Ovezguly TKM 20 10 16 17 22 23
Penalty	09:12	11:12	IND	2 min.	87	DELDAN N		- Interference
Penalty	10:03	12:03	TKM	2 min.	8	AGANIYAZOV A		- Elbowing
Penalty	11:44	13:44	TKM	2 min.	15	BAYJAYEV D		- Delaying the Game
Goal	12:41	1 : 4	TKM	SH1	9	BAYMYRADOV B	(1)	8 AGANIYAZOV A On Ice IND 83 7 12 16 42 72 TKM 20 8 9 14 18
Penalty	16:43	18:43	IND	2 min.	72	TSETAN C		- Tripping
Penalty	19:37	21:37	TKM	2 min.	11	NURYEV Arslan		- Interference

2nd Period

Action	Time	ET/Res	Team	Type	No.	Name	(G)	Name of Assistant(s) / Action Description
Goal	28:05	1 : 5	TKM	EQ	9	BAYMYRADOV B	(2)	11 NURYEV Arslan On Ice IND 83 7 12 16 44 87 8 AGANIYAZOV A TKM 20 8 9 11 14 18
Penalty	30:45	32:00	IND	2 min.	44	BABA MA		- Tripping
Goal	32:00	1 : 6	TKM	PP1	11	NURYEV Arslan	(1)	8 AGANIYAZOV A On Ice IND 83 17 18 24 77 TKM 20 8 9 11 14 18 *
Goal	34:16	1 : 7	TKM	EQ	21	ORAZOV Nazar	(1)	5 KAKAYEV Maksat On Ice IND 83 24 42 68 72 94 3 DURDYEV Serdar TKM 20 3 5 15 21 25
Goal	34:51	1 : 8	TKM	EQ	11	NURYEV Arslan	(2)	On Ice IND 83 12 21 44 87 95 TKM 20 8 9 11 14 18
Penalty	36:47	37:03	IND	2 min.	94	ZANGPO N		- Hooking
Goal	37:03	1 : 9	TKM	PP1	16	ESENOV Ovezguly	(1)	23 ANNASAPAROV On Ice IND 83 11 17 88 97 Musa TKM 20 10 16 17 22 23 *
Penalty	37:32	39:32	TKM	2 min.	16	ESENOV Ovezguly		- Interference
Goal	39:21	1 : 10	TKM	SH1	17	DOVLETMYRADOV B	(1)	22 KAKABAYEV Erkin On Ice IND 83 16 17 18 42 87 TKM 20 10 17 22 23

3rd Period

Action	Time	ET/Res	Team	Type	No.	Name	(G)	Name of Assistant(s) / Action Description
GK	40:00		TKM		1	GUVANJOV T		- Goalkeeper in 20 CHARYYEV Keremli - Goalkeeper out
Goal	43:25	1 : 11	TKM	EQ	17	DOVLETMYRADOV B	(2)	10 GELDIMYRADOV A On Ice IND 83 12 21 42 72 95 22 KAKABAYEV Erkin TKM 1 10 16 17 22 23
Penalty	43:52	45:25	IND	2 min.	17	MUSTAFA G		- Slashing



Harbin Ice Hockey Arena

哈尔滨冰球馆

THU 6 FEB 2025

Start Time 20:30
End Time 22:54

Ice Hockey

冰球

Men
男子

Preliminary round - Group C, Game 3
小组赛轮次 - C组, 比赛 3



Action	Time	ET/Res	Team	Type	No.	Name	(G)	Name of Assistant(s)	Action Description
Goal	45:25	1 : 12	TKM	PP1	19	VAHOVSKIY A	(1)	13 GURBANOV Ahmet	On Ice IND 83 16 72 94 97 * 2 TANNYYEV G TKM 1 2 7 13 15 19
Goal	47:08	1 : 13	TKM	EQ	9	BAYMYRADOV B	(3)	11 NURYEV Arslan	On Ice IND 83 11 12 24 44 87 TKM 8 9 11 14 17 18
Goal	47:28	1 : 14	TKM	EQ	10	GELDIMYRADOV A	(3)	17 DOVLETMYRADOV B	On Ice IND 83 16 47 88 94 97 TKM 1 10 16 17 22 23
Goal	47:51	1 : 15	TKM	EQ	10	GELDIMYRADOV A	(4)	17 DOVLETMYRADOV B	On Ice IND 83 11 17 18 37 77 TKM 1 10 16 17 22 23
Time-out	47:51		IND						
Penalty	48:41	49:56	IND	2 min.	72	TSETAN C			- Tripping
Goal	49:56	1 : 16	TKM	PP1	17	DOVLETMYRADOV B	(3)	10 GELDIMYRADOV A	On Ice IND 83 16 18 37 94 * TKM 1 10 16 17 22 23
Goal	53:03	1 : 17	TKM	EQ	18	BAYHANOV Novruz	(1)	11 NURYEV Arslan	On Ice IND 83 11 17 47 88 97 8 AGANIYAZOV A TKM 1 8 9 11 14 18
Goal	53:32	1 : 18	TKM	EQ	19	VAHOVSKIY A	(2)	15 BAYJAYEV D	On Ice IND 83 16 18 37 77 94 TKM 1 2 7 13 15 19
Penalty	54:59	56:59	IND	2 min.	72	TSETAN C			- Slashing
Goal	57:18	1 : 19	TKM	EQ	10	GELDIMYRADOV A	(5)	22 KAKABAYEV Erkin	On Ice IND 83 12 21 24 72 87 17 DOVLETMYRADOV B TKM 1 10 16 17 22 23
GK	57:18		IND		38	TUNDUP N			- Goalkeeper in 83 CHAMBA L - Goalkeeper out
Penalty	57:58	59:58	TKM	2 min.	16	ESENOV Ovezguly			- Cross-Checking
Penalty	57:58	59:58	IND	2 min.	16	ANGCHUK T			- Roughing
Penalty	57:58	59:58	TKM	2 min.	17	DOVLETMYRADOV B			- Roughing
Penalty	57:58	59:58	IND	2 min.	47	TASHI N			- Roughing
Penalty	57:58	60:00	TKM	2 min.	16	ESENOV Ovezguly			- Roughing / start serving at 59:58
Penalty	58:35	60:00	IND	2 min.	77	KUNZANG J			- Tripping
GK	60:00		IND						38 TUNDUP N - Goalkeeper out
GK	60:00		TKM						1 GUVANJOV T - Goalkeeper out

Goalkeeper Records

Team : IND - India

No.	Name	SOG	SVS	MIP
83	CHAMBA Lotus	84	65	57:18
38	TUNDUP Namgail	5	5	02:42

Team : TKM - Turkmenistan

No.	Name	SOG	SVS	MIP
20	CHARYYEV Keremli	5	4	40:00
1	GUVANJOV Tanryberdi	0	0	20:00

Game Statistics

Team : IND (White)

Head Coach : HARROLD Darrin

Head Coach : HARROLD Darrin										Shots on Goal					Time on Ice								
No.	Pos.	Name	G	A	P	PIM	FO+	FO-	FO+/-	FO%	1	2	3	OT	TS	+/-	1	2	3	OT	TOT	SHF	AVG
12	F	LOTUS Stanzin	0	0	0	0	1	0	1	100.00	0	0	0		0	-6	7:23	3:15	1:43		12:21	17	0:43
17	D	MUSTAFA Ghulam	0	0	0	2	0	0	0	0.00	0	0	0		0	-3	7:33	7:28	6:39		21:40	27	0:48
88	F	DORJAY Tsewang	0	0	0	0	0	1	-1	0.00	0	0	0		0	-2	9:59	6:50	7:40		24:29	29	0:50
94	D	ZANGPO Nawang +A	0	0	0	4	0	0	0	0.00	0	0	0		0	-3	5:16	5:42	7:07		18:05	27	0:40
97	F	ANGDUS Tsering	0	0	0	0	14	24	-10	36.84	0	1	0		1	-2	10:33	8:58	7:41		27:12	28	0:58
7	D	GYALTSON Tsewang +C	0	0	0	0	0	0	0	0.00	0	0	0		0	-2	6:51	2:06	0:23		9:20	12	0:46
16	D	ANGCHUK Tsering	0	0	0	2	0	0	0	0.00	0	0	0		0	-5	5:58	6:00	4:08		16:06	22	0:43
18	F	ANGCHOK Stanzin	1	0	1	0	0	1	-1	0.00	2	0	0		2	-3	5:59	7:05	5:27		18:31	26	0:42
37	F	LAKDAN Angchok	0	1	1	0	8	7	1	53.33	0	0	0		0	-2	3:09	4:29	4:19		11:57	18	0:39
77	F	KUNZANG Jigmath	0	1	1	2	0	0	0	0.00	0	0	0		0	-2	4:13	5:18	2:46		12:17	16	0:46
11	D	HUSSAIN Sajjad	0	0	0	0	0	0	0	0.00	0	0	0		0	-4	2:28	4:52	6:16		13:36	21	0:38
24	D	NAMGYAL Stanzin	0	0	0	0	0	0	0	0.00	0	0	0		0	-3	4:37	3:22	3:32		11:31	17	0:40
42	F	ISMAIL Mohd	0	0	0	0	0	0	0	0.00	1	0	0		1	-5	4:09	4:49	6:33		15:31	18	0:51
68	F	DORJAY Angchok	0	0	0	0	1	2	-1	33.33	0	0	0		0	-2	2:59	4:00	6:40		13:39	17	0:48
72	F	TSETAN Chamba +A	0	0	0	6	4	7	-3	36.36	1	0	0		1	-5	4:02	3:10	6:53		14:05	19	0:44
21	D	NORBOO Rigzin	0	0	0	0	0	0	0	0.00	0	0	0		0	-5	4:33	3:41	5:50		14:04	17	0:49
44	F	BABA Mohammad Ali	0	0	0	2	0	0	0	0.00	0	0	0		0	-4	0:43	3:09	0:58		4:50	13	0:22
47	F	TASHI Namgail	0	0	0	2	0	0	0	0.00	0	0	0		0	-3	0:43	6:57	3:28		11:08	14	0:47
87	F	DELDAN Namgyal	0	0	0	2	4	6	-2	40.00	0	0	0		0	-6	1:15	3:09	1:25		5:49	13	0:26
95	D	DESKYONG Namgyal	0	0	0	0	0	0	0	0.00	0	0	0		0	-3	1:37	4:09	4:29		10:15	13	0:47

Timing & Results provided by BORNAN



THU 6 FEB 2025
Start Time 20:30
End Time 22:54

Men
男子

Preliminary round - Group C, Game 3
小组赛轮次 - C 组, 比赛 3



Head Coach : HARROLD Darrin										Shots on Goal					Time on Ice									
No.	Pos.	Name	G	A	P	PIM	FO+	FO-	FO+/-	FO%	1	2	3	OT	TS	+/-	1	2	3	OT	TOT	SHF	AVG	
38	GK	TUNDUP Namgail	0	0	0	0					0	0	0		0									
83	GK	CHAMBA Lotus	0	0	0	0					0	0	0		0									
Total			1	2	3	22	32	48	-16	40.00	4	1	0		5									

Team : TKM (Green)

Head Coach : VELIYEV Ilyas										Shots on Goal					Time on Ice									
No.	Pos.	Name	G	A	P	PIM	FO+	FO-	FO+/-	FO%	1	2	3	OT	TS	+/-	1	2	3	OT	TOT	SHF	AVG	
8	D	AGANIYAZOV Amangeldi +A	0	4	4	2	0	0	0	0.00	1	3	3		7	+5	5:45	3:48	5:25		14:58	19	0:47	
9	F	BAYMYRADOV Baymyrat +A	3	0	3	0	1	2	-1	33.33	2	3	4		9	+5	5:51	3:07	5:33		14:31	18	0:48	
11	F	NURYEV Arslan	2	3	5	2	16	8	8	66.67	2	2	1		5	+4	5:15	3:36	5:17		14:08	18	0:47	
14	D	KAKAJANOV Serdar	0	0	0	0	0	0	0	0.00	0	1	2		3	+5	5:27	3:25	5:05		13:57	19	0:44	
18	F	BAYHANOV Novruz	1	0	1	0	1	2	-1	33.33	2	1	2		5	+5	6:18	4:48	5:10		16:16	21	0:46	
2	D	TANNYYEV Gurbanmyrat	0	1	1	0	0	0	0	0.00	0	1	1		2	0	4:02	6:54	6:50		17:46	17	1:02	
7	D	HYDYROV Dovlet	0	0	0	0	0	0	0	0.00	4	2	2		8	0	4:15	6:11	6:49		17:15	17	1:00	
13	F	GURBANOV Ahmet +C	0	1	1	0	0	0	0	0.00	0	1	1		2	0	4:28	5:47	6:27		16:42	16	1:02	
15	F	BAYJAYEV Dovrangeldi	0	1	1	2	0	0	0	0.00	0	0	1		1	+1	5:32	7:45	7:03		20:20	19	1:04	
19	F	VAHOVSKIY Aleksandr	2	0	2	0	14	5	9	73.68	1	1	3		5	0	5:28	6:27	7:05		19:00	19	1:00	
10	F	GELDIMYRADOV Arslan	5	2	7	0	3	2	1	60.00	2	2	6		10	+8	6:22	7:09	6:47		20:18	21	0:58	
16	F	ESENOV Ovezguly	1	3	4	6	8	6	2	57.14	0	1	3		4	+7	3:31	7:09	5:17		15:57	17	0:56	
17	F	DOVLETMYRADOV Begench	3	7	10	2	1	1	0	50.00	3	1	4		8	+9	6:08	7:21	5:22		18:51	19	0:59	
22	D	KAKABAYEV Erkin	1	3	4	0	0	0	0	0.00	2	1	2		5	+8	6:28	8:20	5:46		20:34	20	1:01	
23	D	ANNASAPAROV Musa	0	1	1	0	0	0	0	0.00	0	1	1		2	+8	6:11	7:10	5:41		19:02	20	0:57	
3	F	DURDYEV Serdar	0	1	1	0	0	0	0	0.00	2	1	1		4	+1	3:38	2:06	2:15		7:59	8	0:59	
5	D	KAKAYEV Maksat	0	1	1	0	0	0	0	0.00	0	3	0		3	+1	3:44	2:28	2:06		8:18	8	1:02	
21	F	ORAZOV Nazar	1	0	1	0	4	6	-2	40.00	0	1	1		2	+1	3:38	1:42	2:12		7:32	9	0:50	
25	D	MUHYEV Allan	0	0	0	0	0	0	0	0.00	3	0	1		4	+1	3:44	1:46	2:24		7:54	8	0:59	
1	GK	GUVANJOV Tanryberdi	0	0	0	0					0	0	0		0									
20	GK	CHARYEV Keremli	0	0	0	0					0	0	0		0									
Total			19	28	47	14	48	32	16	60.00	24	26	39		89									

Group C

R	Team	GP	W	OTW	OTL	L	GDF	GF : GA	PTS
1	HKG	2	2	0	0	0	+55	56 : 1	6
2	TKM	2	2	0	0	0	+44	45 : 1	6
3	IND	2	0	0	0	2	-48	1 : 49	0
4	MAC	2	0	0	0	2	-51	1 : 52	0

	HKG	IND	MAC	TKM
HKG	*****	30:0	26:1	SUN 09 FEB 09:00
IND	0:30	*****	SUN 09 FEB 13:00	1:19
MAC	1:26	SUN 09 FEB 13:00	*****	0:26
TKM	SUN 09 FEB 09:00	19:1	26:0	*****

Legend:

(G) Goals in tournament	* Does not count for Plus/minus	+/- Plus/minus net	+A Alternate Captain
+C Captain	A Assists	AVG Average time on ice / shift	D Defender
EA Extra attacker	EQ Equal strength	ET/Res Penalty end time/Result of game	F Forward
FO% Face-offs won as percentage	FO+ Face-offs won	FO- Face-offs lost	FO+/- Face-offs net
G Goals	GA Goals against	GDF Goal difference	GF Goals for
GK Goalkeeper	GP Games played	L Losses	MIP Minutes in play (GK)
No. Jersey number	OT Overtime	OTL Overtime losses	OTW Overtime wins
P Points	PIM Penalties in minutes	Pos. Position	PP1 Power play - 1 player
PPG Power play goals	PTS Points	R Rank	SH1 Shorthanded - 1 player
SHF Number of shifts	SHG Shorthanded goals	SOG Shots on goal	SVS Saves
TOT Total	TTP Time on power play	TS Total shots	W Wins



Harbin Ice Hockey Arena
哈尔滨冰球馆

THU 6 FEB 2025
Start Time 20:30

Ice Hockey
冰球

Men
男子

Preliminary round - Group C, Game 3
小组赛轮次 - C组, 比赛 3



Shot Chart


射门表

IND - TKM

Shots by TKM

Goals (o): 4 SSG (+): 20

SSP (<): 11 SPG (-): 12



GK 83 of IND




1st Period



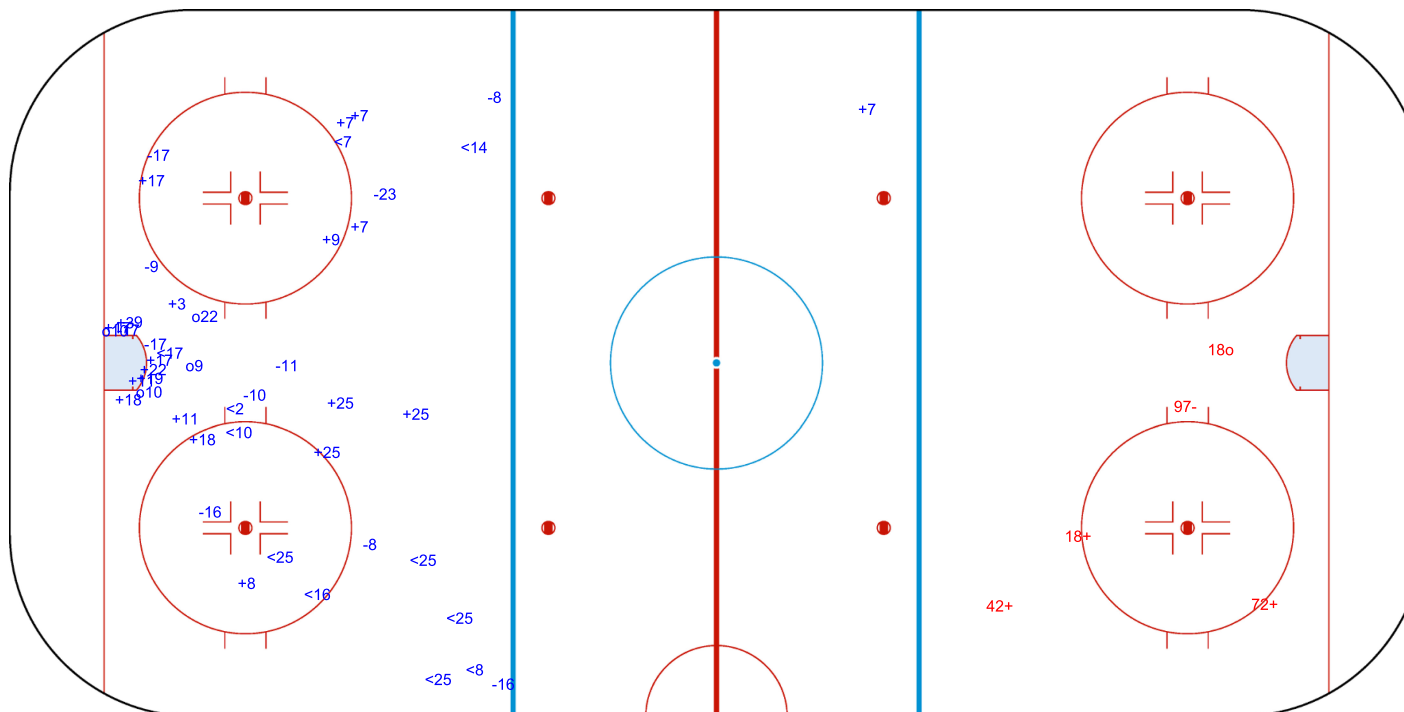
Shots by IND

Goals (o): 1 SSG (+): 3

SSP (>): 0 SPG (-): 1



GK 20 of TKM



Timing & Results provided by BORNAN

Report Created THU 6 FEB 2025 23:09

BORNAN
SPORTS TECHNOLOGY



Shots by IND

Goals (o): 0

SSP (<): 2

SSG (+): 1

SPG (-): 1

GK 20 of TKM



2nd Period

IND

Shots by TKM

Goals (o): 6

SSP (>): 6

SSG (+): 20

SPG (-): 14

GK 83 of IND



Shots by TKM

Goals (o): 9


SSG (+): 30

SSP (<): 5

SPG (-): 14



GK 38 of IND



GK 83 of IND



3rd Period



Shots by IND

Goals (o): 0


SSG (+): 0

SSP (>): 0

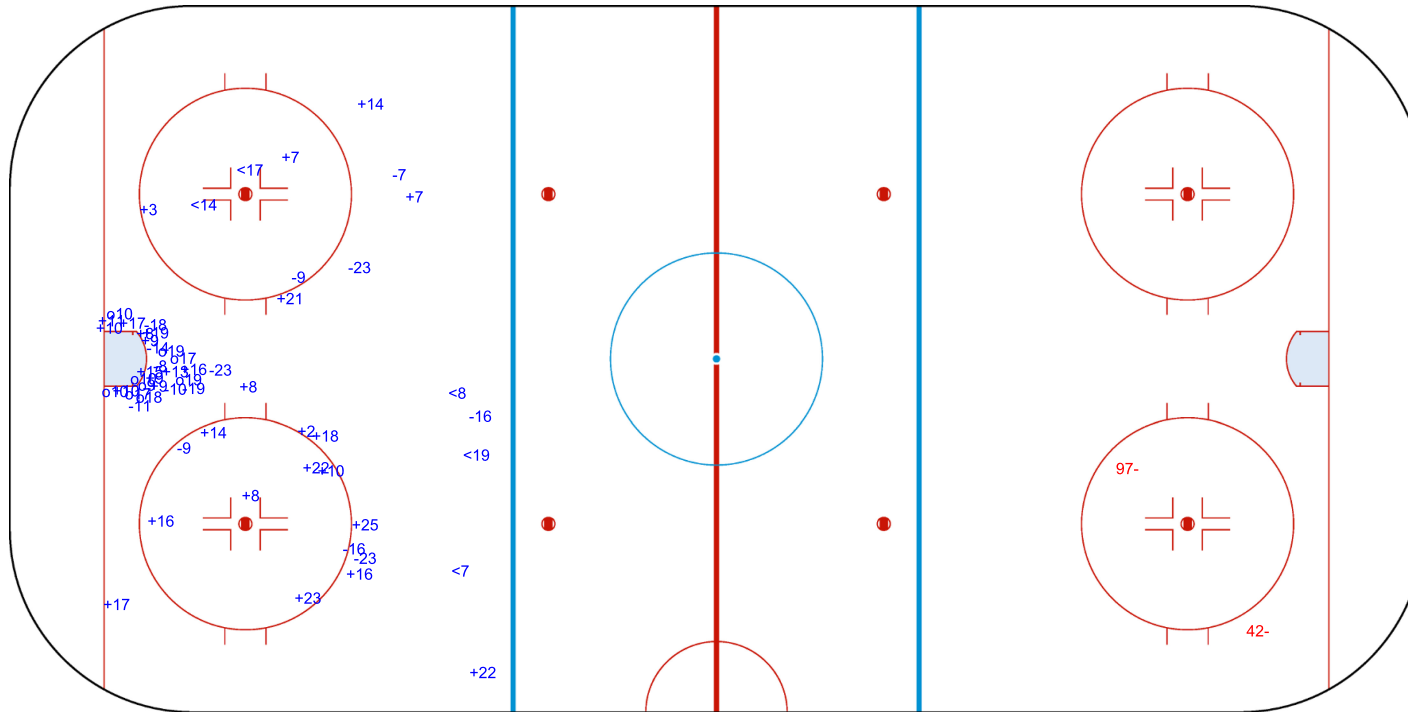
SPG (-): 2



GK 1 of TKM



GK 20 of TKM



Legend:

GK

Goalkeeper

SPG

Shots past goal

SSG

Shots saved by goalkeeper

SSP

Shots saved by player

Timing & Results provided by BORNAN

Face-off Chart

争球表

IND - TKM

1st PERIOD

Total wins / period	IND		TKM		IND		TKM		IND		TKM		Total wins all zones		
	Def. zone		Att. zone		Neutral zone		Neutral zone		Att. zone		Def. zone				
	- 97		+ 10		+ 97		- 11		- 18		+ 10				
	- 97		+ 11		- 68		+ 16		- 88		+ 17				
	- 97		+ 11		- 87		+ 16		+ 97		- 9				
	+ 97		- 11		- 97		+ 21		- 97		+ 9				
	+ 97		- 19		+ 68		- 21		+ 97		- 10				
	- 97		+ 19		+ 72		- 17		- 97		+ 10				
	+ 97		- 16		- 97		+ 19								
	+ 12		- 19		+ 37		- 21								
- 97		+ 19		+ 37		- 21									
- 97		+ 11		- 72		+ 11									
4 / 40%		6 / 60%		5 / 50%		5 / 50%		2 / 33%		4 / 67%		11 / 42%		15 / 58%	

2nd PERIOD

Total wins / period	IND		TKM		IND		TKM		IND		TKM		Total wins all zones		
	Def. zone	Att. zone	Neutral zone		Att. zone	Def. zone	Att. zone	Def. zone	Att. zone	Att. zone	Def. zone				
	- 37	+ 19	+ 97	- 9	- 97	+ 19									
	+ 37	- 11	+ 72	- 11	- 87	+ 11									
	- 87	+ 19	- 97	+ 19	- 97	+ 11									
	- 37	+ 21	+ 87	- 11											
	- 87	+ 11	+ 87	- 16											
	- 87	+ 11	- 97	+ 16											
	- 72	+ 18	+ 87	- 11											
	- 97	+ 19	- 97	+ 19											
	+ 37	- 21	+ 72	- 16											
	- 72	+ 21	+ 97	- 10											
	+ 37	- 19													
	- 97	+ 16													
- 87	+ 19														
3 / 23%		10 / 77%		7 / 70%		3 / 30%		0 / 0%		3 / 100%		10 / 38%		16 / 62%	

3rd PERIOD

Total wins / period	IND		TKM		IND		TKM		Total wins all zones	
	Def. zone	Att. zone	Neutral zone		Att. zone	Def. zone				
	+ 97	- 11	- 97	+ 11	- 97	+ 11				
	- 37	+ 16	+ 72	- 16						
	+ 97	- 19	+ 97	- 21						
	- 72	+ 11	- 72	+ 19						
	- 97	+ 11	+ 87	- 11						
	+ 37	- 16	- 97	+ 16						
	+ 97	- 21	- 37	+ 16						
	- 97	+ 11	- 68	+ 21						
	- 37	+ 11	- 72	+ 19						
	- 97	+ 11	- 37	+ 19						
	+ 97	- 19	- 72	+ 16						
- 97	+ 19	- 37	+ 11							
11 / 39%		17 / 61%								

+ 37	- 18	+ 97	- 16		
+ 37	- 18				
7 / 50%	7 / 50%	4 / 31%	9 / 69%	0 / 0%	1 / 100%

TOTAL

Total wins / game	IND	TKM	IND	TKM	IND	TKM	Total wins	
	Def. zone	Att. zone	Neutral zone		Att. zone	Def. zone	all zones	
							IND	TKM
	14 / 38%	23 / 62%	16 / 48%	17 / 52%	2 / 20%	8 / 80%	32 / 40%	48 / 60%

Total wins / game

HEAD TO HEAD

		TKM												
	No.	9	10	11	16	17	18	19	21	Tot.	wins IND	Dz	Nz	Az
IND	12							1 - 0		1	1 100%	1 100%		
	18		0 - 1							1	0 0%			0 0%
	37			1 - 2	1 - 2		2 - 0	1 - 2	3 - 1	15	8 53%	6 60%	2 40%	
	68				0 - 1				1 - 1	3	1 33%		1 33%	
	72			1 - 2	2 - 1	1 - 0	0 - 1	0 - 2	0 - 1	11	4 36%	0 0%	4 50%	
	87			3 - 3	1 - 1			0 - 2		10	4 40%	0 0%	4 80%	0 0%
	88					0 - 1				1	0 0%			0 0%
	97	2 - 1	2 - 2	3 - 9	2 - 3			3 - 8	2 - 1	38	14 37%	7 37%	5 42%	2 29%
	Tot.	3	5	24	14	2	3	19	10	80	32 40%	14 38%	16 48%	2 20%
	wins TKM	1 33%	3 60%	16 67%	8 57%	1 50%	1 33%	14 74%	4 40%	48 60%				
	Dz	1 50%	2 67%	3 100%		1 100%		1 100%		8 80%				
	Nz	0 0%	0 0%	3 38%	6 60%	0 0%		6 100%	2 33%	17 52%				
	Az		1 100%	10 77%	2 50%		1 33%	7 58%	2 50%	23 62%				

Legend:

Az Attacking zone Dz Defending zone No. Jersey number Nz Neutral zone Tot. Total face-offs played



Harbin Ice Hockey Arena
哈尔滨冰球馆

THU 6 FEB 2025
Start Time 20:30

Ice Hockey
冰球
Men
男子

Preliminary Round - Group C, Game 3
小组赛 - C组, 第3场



Official Communication

官方通告

Item:1

Men's Game 3 has been rescheduled

Summary:

Due to updated arrival details from IND which is now confirmed for 3 February 2025 at 14:55 in Harbin please note that game 3 IND vs TKM will be rescheduled to 06.02.25 at 20:30 in Harbin Ice Hockey Arena.

Details:

Game 3, IND vs TKM will be rescheduled to 06.02.25 at 20:30, Harbin Ice Hockey Arena.

Issued by: Harald Springfield, IHO Technical Delegate
Time: 16:50
Date: 2 Feb 2025

This decision affects: Results
Schedule
Other

X

Official Communication

官方通告

Item:3

Game 3 - TKM #16 suspension for one (1) game

Summary:

Following notification via email on 06/02/2025/23:27 the deciding panel was investigating TKM #16 ESENOV Ovezguly for a cross checking violation IIHF Rule 59. The deciding panel has reviewed the video footage available along with the statement for TKM #16 ESENOV Ovezguly provided by team TKM.

Following review of the incident the deciding panel has issued a one (1) game suspension to TKM #16 ESENOV Ovezguly. This suspension is to be served 09/02/2025 game #21 TKM v HKG.

Details:

Issued by: Harald Springfield, IHO Technical Delegate
Time: 11:22
Date: 8 Feb 2025

This decision affects: Results
Schedule
Other

X

Game Roster

比赛名单

HKG - MAC

Referee

WANG Gongbo (CHN)

Linespersons

CHI Hongda (CHN) , MASHENKIN Vladislav (KAZ)

Goalkeepers

Team: HKG

No.	Name	GP	MIP	GA	SVS	SOG	SVS%	GAA
1	LAM Tsz Wing David	0	00:00	0	0	0	0.00	0.00
20	GAN Michael Xy Kam	0	00:00	0	0	0	0.00	0.00
33	CHEUNG Ching Ho	0	00:00	0	0	0	0.00	0.00

Team: MAC

No.	Name	GP	MIP	GA	SVS	SOG	SVS%	GAA
26	LEUNG Manlong	0	00:00	0	0	0	0.00	0.00
61	HO Hou	0	00:00	0	0	0	0.00	0.00

Team Roster

Team: HKG (Red)

No.	Pos.	Name	GP	G	A	PTS	PIM	+/-
1	GK	LAM Tsz Wing David	0	0	0	0	0	
2	D	LEUNG Tony	0	0	0	0	0	0
3	F	TO Hei Yu	0	0	0	0	0	0
4	D	CHAN Ho Pong	0	0	0	0	0	0
5	F	TONG Maxwell Wai Hin	0	0	0	0	0	0
6	F	WANG Tsan Lam	0	0	0	0	0	0
7	D	LEE Ryan Yuen Chong	0	0	0	0	0	0
8	D	WONG Yin Hay Yannick	0	0	0	0	0	0
9	F	CHU Ryan Chak Hay	0	0	0	0	0	0
10	F	TANG Bryan	0	0	0	0	0	0
11	D	WONG Ka Ho	0	0	0	0	0	0
16	F	YAM Yau	0	0	0	0	0	0
17	D	YUEN Howard Ho Yeung	0	0	0	0	0	0
19	F	CHENG Chung Pan Justin	0	0	0	0	0	0
20	GK	GAN Michael Xy Kam	0	0	0	0	0	
22	D	YAM Yi	0	0	0	0	0	0
23	F	TANG Shin Ming Jasper	0	0	0	0	0	0
27	F	NGAN Cheuk Long	0	0	0	0	0	0
28	F	MAK Randolph Dash	0	0	0	0	0	0
33	GK	CHEUNG Ching Ho	0	0	0	0	0	
55	F	SHAM Alvin Cheuk Him	0	0	0	0	0	0
88	F	ELMER Colby Ruben	0	0	0	0	0	0
91	F	SHUM Michael Lee Heng	0	0	0	0	0	0

Head Coach: DURANT Carey Richard

Team: MAC (White)

No.	Pos.	Name	GP	G	A	PTS	PIM	+/-
3	F	SHINODA Katsuyoshi	0	0	0	0	0	0
5	F	UN Kin fai	0	0	0	0	0	0
6	F	GUAN Chentao	0	0	0	0	0	0
11	F	SOU Edison Pak Hei	0	0	0	0	0	0
12	D	LAO Chon Hou	0	0	0	0	0	0
14	D	CHON Ka Miu	0	0	0	0	0	0
21	D	KONG Chong Man	0	0	0	0	0	0
22	F	CHENG Chon Herminio	0	0	0	0	0	0
25	F	LIN Zhi Hang	0	0	0	0	0	0
26	GK	LEUNG Manlong	0	0	0	0	0	
37	D	HU Zhaoting Tse	0	0	0	0	0	0
45	F	LAO Chi Chong	0	0	0	0	0	0
61	GK	HO Hou	0	0	0	0	0	
69	F	YEUNG Ho Yin	0	0	0	0	0	0
71	D	LEONG Chon Kong	0	0	0	0	0	0
77	D	WONG Kitcheng	0	0	0	0	0	0
82	F	LEI Pak In	0	0	0	0	0	0
87	D	KU Hio Tong	0	0	0	0	0	0
89	F	IEONG Weng Hei	0	0	0	0	0	0
97	F	LI Chon Hei	0	0	0	0	0	0
98	F	HONG Argus Iat Hei	0	0	0	0	0	0

Head Coach: HO Chon Nin

Legend:

+/-	Plus/minus net	A	Assists	D	Defender	F	Forward
G	Goals	GA	Goals against	GAA	Goals against as average per 60 minutes	GK	Goalkeeper
GP	Games played	MIP	Minutes and seconds played	No.	Jersey number	PIM	Penalties in minutes
Pos.	Position	PTS	Points	SOG	Shots on goal	SVS	Saves
SVS%	Saves in percentage						

Line-Ups

阵容

HKG - MAC

Referee

WANG Gongbo (CHN)

Linespersons

CHI Hongda (CHN), MASHENKIN Vladislav (KAZ)

Goalkeepers

Team: HKG

No.	Name
1	LAM Tsz Wing David
33	CHEUNG Ching Ho

Team: MAC

No.	Name
26	LEUNG Manlong
61	HO Hou

Team Line-ups

Team: HKG (Red)

No.	Pos.	Name
7	D	LEE Ryan Yuen Chong
11	D	WONG Ka Ho +A
16	F	YAM Yau
19	F	CHENG Chung Pan Justin +A
88	F	ELMER Colby Ruben
17	D	YUEN Howard Ho Yeung
5	F	TONG Maxwell Wai Hin
9	F	CHU Ryan Chak Hay
10	F	TANG Bryan
28	F	MAK Randolph Dash
8	D	WONG Yin Hay Yannick
22	D	YAM Yi
23	F	TANG Shin Ming Jasper
27	F	NGAN Cheuk Long
55	F	SHAM Alvin Cheuk Him
2	D	LEUNG Tony +C
4	D	CHAN Ho Pong
3	F	TO Hei Yu
6	F	WANG Tsan Lam

Head Coach: DURANT Carey Richard

Team: MAC (White)

No.	Pos.	Name
21	D	KONG Chong Man
77	D	WONG Kitcheng
87	D	KU Hio Tong
25	F	LIN Zhi Hang
69	F	YEUNG Ho Yin
37	D	HU Zhaoting Tse
71	D	LEONG Chon Kong +C
11	F	SOU Edison Pak Hei +A
97	F	LI Chon Hei
98	F	HONG Argus Iat Hei
14	D	CHON Ka Miu
3	F	SHINODA Katsuyoshi +A
6	F	GUAN Chentao
22	F	CHENG Chon Herminio
82	F	LEI Pak In
12	D	LAO Chon Hou
5	F	UN Kin fai
45	F	LAO Chi Chong
89	F	IEONG Weng Hei

Head Coach: HO Chon Nin

NOT DRESSED:

20	GK	GAN Michael Xy Kam
91	F	SHUM Michael Lee Heng

Legend:

+A	Alternate Captain	+C	Captain	D	Defender	F	Forward
No.	Jersey number	Pos.	Position				

Graphical Line-ups

阵容图

HKG - MAC

Referee

WANG Gongbo (CHN)

Linespersons

CHI Hongda (CHN) , MASHENKIN Vladislav (KAZ)

Team: HKG - Hong Kong, China (Red)

Head Coach: DURANT Carey Richard

S1 33 CHEUNG Ching Ho		
1 LAM Tsz Wing David		
S6 88 ELMER Colby Ruben	S4 16 YAM Yau	S5 19 CHENG Chung Pan Justin +A
S3 11 WONG Ka Ho +A	S2 7 LEE Ryan Yuen Chong	
5 TONG Maxwell Wai Hin	10 TANG Bryan	9 CHU Ryan Chak Hay
28 MAK Randolph Dash		17 YUEN Howard Ho Yeung
23 TANG Shin Ming Jasper	55 SHAM Alvin Cheuk Him	27 NGAN Cheuk Long
22 YAM Yi		8 WONG Yin Hay Yannick
6 WANG Tsan Lam		3 TO Hei Yu
2 LEUNG Tony +C		4 CHAN Ho Pong

Team: MAC - Macao, China (White)

Head Coach: HO Chon Nin

S1 26 LEUNG Manlong		
61 HO Hou		
S5 69 YEUNG Ho Yin	S6 77 WONG Kitcheng	S4 25 LIN Zhi Hang
S3 87 KU Hio Tong	S2 21 KONG Chong Man	
97 LI Chon Hei	11 SOU Edison Pak Hei +A	98 HONG Argus Iat Hei
71 LEONG Chon Kong +C		37 HU Zhaoting Tse
22 CHENG Chon Herminio	6 GUAN Chentao	3 SHINODA Katsuyoshi +A
14 CHON Ka Miu		82 LEI Pak In
89 IEONG Weng Hei	45 LAO Chi Chong	5 UN Kinfai
		12 LAO Chon Hou

Legend:

+A Alternate Captain

+C Captain

Sn

Starting position

Timing & Results provided by BORNAN

Game Summary 比赛总结

HKG - MAC 26 - 1 (12 - 0 , 6 - 0 , 8 - 1)

Spectators	Referee	Linespersons
1608	WANG Gongbo (CHN)	CHI Hongda (CHN) , MASHENKIN Vladislav (KAZ)

Team Statistics

Period	Score	SVS	SOG	PIM	TPP	PPG	SHG
1	12 : 0	0 : 28	40 : 0	4 : 4	00:35 : 02:00	1 : 0	2 : 0
2	6 : 0	0 : 31	37 : 0	0 : 0	00:00 : 00:00	0 : 0	0 : 0
3	8 : 1	3 : 26	34 : 4	6 : 6	02:49 : 04:43	0 : 0	2 : 1
Total	26 : 1	3 : 85	111 : 4	10 : 10	03:24 : 06:43	1 : 0	4 : 1

1st Period

Action	Time	ET/Res	Team	Type	No.	Name	(G)	Name of Assistant(s) / Action Description
GK	00:00		HKG		33	CHEUNG Ching Ho	-	Goalkeeper in
GK	00:00		MAC		26	LEUNG Manlong	-	Goalkeeper in
Goal	01:18	1 : 0	HKG	EQ	5	TONG MWH	(1)	10 TANG Bryan On Ice HKG 33 5 7 10 11 19 MAC 26 21 25 69 77 87
Penalty	02:35	04:35	HKG	2 min.	55	SHAM ACH	-	Roughing
Goal	03:07	2 : 0	HKG	SH1	6	WANG Tsan Lam	(1)	On Ice HKG 33 2 3 4 6 MAC 26 3 6 14 22 82
Goal	03:58	3 : 0	HKG	SH1	9	CHU Ryan Chak Hay	(1)	16 YAM Yau On Ice HKG 33 7 9 11 16 MAC 26 21 25 69 77 87
Goal	05:28	4 : 0	HKG	EQ	7	LEE RYC	(1)	55 SHAM ACH On Ice HKG 33 7 11 19 23 55 MAC 26 11 37 71 97 98
Goal	05:58	5 : 0	HKG	EQ	10	TANG Bryan	(1)	23 TANG SMJ On Ice HKG 33 8 10 22 23 27 8 WONG YHY MAC 26 3 6 14 22 82
Goal	06:40	6 : 0	HKG	EQ	4	CHAN Ho Pong	(1)	2 LEUNG Tony On Ice HKG 33 2 3 4 6 16 6 WANG Tsan Lam MAC 26 21 25 69 77 87
Goal	08:21	7 : 0	HKG	EQ	5	TONG MWH	(2)	10 TANG Bryan On Ice HKG 33 5 7 9 10 11 MAC 26 3 6 14 22 82
Goal	09:43	8 : 0	HKG	EQ	23	TANG SMJ	(1)	27 NGAN Cheuk Long On Ice HKG 33 4 8 16 23 27 16 YAM Yau MAC 26 21 25 69 71 77
Goal	10:04	9 : 0	HKG	EQ	6	WANG Tsan Lam	(2)	3 TO Hei Yu On Ice HKG 33 2 3 4 6 55 55 SHAM ACH MAC 26 5 11 37 71 98
Goal	12:46	10 : 0	HKG	EQ	5	TONG MWH	(3)	16 YAM Yau On Ice HKG 33 5 8 9 16 22 MAC 26 11 37 71 97 98
Penalty	14:33	16:33	MAC	2 min.	22	CHENG CH	-	Tripping
Penalty	14:52	16:52	HKG	2 min.	88	ELMER Colby Ruben	-	Interference
Penalty	16:21	16:56	MAC	2 min.	87	KU Hio Tong	-	Illegal Check to the Head or Neck
Goal	16:56	11 : 0	HKG	PP1	5	TONG MWH	(4)	7 LEE RYC On Ice HKG 33 3 5 7 11 88 3 TO Hei Yu MAC 26 3 22 37 71 *
Goal	19:25	12 : 0	HKG	EQ	10	TANG Bryan	(2)	88 ELMER Colby Ruben On Ice HKG 33 8 10 19 22 88 19 CHENG CPJ MAC 26 21 25 69 77 87

2nd Period

Action	Time	ET/Res	Team	Type	No.	Name	(G)	Name of Assistant(s) / Action Description
Goal	22:37	13 : 0	HKG	EQ	10	TANG Bryan	(3)	7 LEE RYC On Ice HKG 33 5 7 9 10 11 5 TONG MWH MAC 26 6 37 71 97 98
Goal	25:49	14 : 0	HKG	EQ	28	MAK Randolph Dash	(1)	19 CHENG CPJ On Ice HKG 33 2 10 19 28 88 2 LEUNG Tony MAC 26 11 37 71 97 98
Goal	28:43	15 : 0	HKG	EQ	7	LEE RYC	(2)	9 CHU Ryan Chak Hay On Ice HKG 33 7 9 11 23 55 11 WONG Ka Ho MAC 26 3 6 14 22 82
Goal	30:09	16 : 0	HKG	EQ	23	TANG SMJ	(2)	On Ice HKG 33 8 16 22 23 27 MAC 26 25 37 71 77 97
Goal	34:18	17 : 0	HKG	EQ	5	TONG MWH	(5)	9 CHU Ryan Chak Hay On Ice HKG 33 5 7 9 11 16 16 YAM Yau MAC 26 21 25 69 77 87
Goal	39:14	18 : 0	HKG	EQ	10	TANG Bryan	(4)	5 TONG MWH On Ice HKG 33 5 9 10 17 28 9 CHU Ryan Chak Hay MAC 26 11 37 71 97 98



3rd Period

Action	Time	ET/Res	Team	Type	No.	Name	(G)	Name of Assistant(s) / Action Description
GK	40:00		HKG		1	LAM Tsz Wing David	-	Goalkeeper in 33 CHEUNG Ching Ho - Goalkeeper out
Penalty	41:24	43:24	HKG	2 min.	-	Team penalty	-	Too Many Players / Served by: 8 WONG YHY
Goal	45:01	19 : 0	HKG	EQ	10	TANG Bryan	(5)	5 TONG MWH On Ice HKG 1 5 9 10 17 28 17 YUEN HHY MAC 26 11 37 71 97 98
Goal	45:39	20 : 0	HKG	EQ	5	TONG MWH	(6)	9 CHU Ryan Chak Hay On Ice HKG 1 5 9 10 17 28 10 TANG Bryan MAC 26 11 37 71 97 98
Goal	46:31	21 : 0	HKG	EQ	19	CHENG CPJ	(1)	88 ELMER Colby Ruben On Ice HKG 1 8 19 22 55 88 MAC 26 3 14 22 45 82
Goal	47:14	22 : 0	HKG	EQ	11	WONG Ka Ho	(1)	On Ice HKG 1 3 6 7 11 16 MAC 26 21 25 69 77 87
Goal	50:37	23 : 0	HKG	EQ	9	CHU Ryan Chak Hay	(2)	5 TONG MWH On Ice HKG 1 5 9 17 28 55 MAC 26 3 6 14 22 82
Penalty	53:04	55:04	MAC	2 min.	-	Team penalty	-	Too Many Players / Served by: 45 LAO CC
Penalty	53:53	55:53	MAC	2 min.	-	Team penalty	-	Too Many Players / Served by: 69 YEUNG Ho Yin
Goal	55:20	23 : 1	MAC	SH1	98	HONG Argus Iat Hei	(1)	On Ice HKG 1 4 7 23 27 55 MAC 26 11 37 71 98
Penalty	56:20	58:20	HKG	2 min.	19	CHENG CPJ	-	Tripping
Goal	56:33	24 : 1	HKG	SH1	88	ELMER Colby Ruben	(1)	10 TANG Bryan On Ice HKG 1 8 10 17 88 MAC 26 3 6 14 22 82
Goal	57:47	25 : 1	HKG	SH1	6	WANG Tsz Lam	(3)	10 TANG Bryan On Ice HKG 1 2 4 6 10 4 CHAN Ho Pong MAC 26 21 25 69 77 87
Penalty	59:01	60:00	HKG	2 min.	17	YUEN HHY	-	Illegal Check to the Head or Neck
Penalty	59:44	60:00	MAC	2 min.	6	GUAN Chentao	-	Hooking
Goal	59:50	26 : 1	HKG	EQ	5	TONG MWH	(7)	28 MAK Randolph Dash On Ice HKG 1 5 8 10 28 10 TANG Bryan MAC 26 14 22 25 82
GK	60:00		HKG					1 LAM Tsz Wing David - Goalkeeper out
GK	60:00		MAC					26 LEUNG Manlong - Goalkeeper out

Goalkeeper Records

Team : HKG - Hong Kong, China

No.	Name	SOG	SVS	MIP
33	CHEUNG Ching Ho	0	0	40:00
1	LAM Tsz Wing David	4	3	20:00

Team : MAC - Macao, China

No.	Name	SOG	SVS	MIP
26	LEUNG Manlong	111	85	60:00
61	HO Hou			

Game Statistics

Team : HKG (Red)

Head Coach : DURANT Carey Richard

Head Coach : DURANT Carey Richard											Shots on Goal						Time on Ice							
No.	Pos.	Name	G	A	P	PIM	FO+	FO-	FO+/-	FO%	1	2	3	OT	TS	+/-	1	2	3	OT	TOT	SHF	AVG	
7	D	LEE Ryan Yuen Chong	2	2	4	0	0	0	0	0.00	2	2	0		4	+7	4:42	6:29	5:29		16:40	13	1:16	
11	D	WONG Ka Ho +A	1	1	2	0	0	0	0	0.00	1	2	1		4	+8	4:39	6:29	2:17		13:25	11	1:13	
16	F	YAM Yau	0	4	4	0	20	2	18	90.91	1	2	4		7	+7	5:55	5:53	5:16		17:04	15	1:08	
19	F	CHENG Chung Pan Justin +A	1	2	3	2	0	1	-1	0.00	2	2	3		7	+5	7:37	4:58	4:41		17:16	15	1:09	
88	F	ELMER Colby Ruben	1	2	3	2	0	0	0	0.00	6	6	2		14	+4	6:16	4:50	4:02		15:08	14	1:04	
5	F	TONG Maxwell Wai Hin	7	4	11	0	2	1	1	66.67	7	5	5		17	+10	2:24	5:16	4:12		11:52	12	0:59	
9	F	CHU Ryan Chak Hay	2	4	6	0	0	0	0	0.00	3	2	1		6	+10	3:18	5:38	3:27		12:23	13	0:57	
10	F	TANG Bryan	5	6	11	0	16	4	12	80.00	3	4	6		13	+12	4:48	6:55	5:31		17:14	18	0:57	
17	D	YUEN Howard Ho Yeung	0	1	1	2	0	2	-2	0.00	3	4	1		8	+5	4:48	5:48	5:42		16:18	14	1:09	
28	F	MAK Randolph Dash	1	1	2	0	0	1	-1	0.00	0	2	0		2	+6	4:45	5:56	6:33		17:14	14	1:13	
8	D	WONG Yin Hay Yannick	0	1	1	0	1	0	1	100.00	1	0	2		3	+8	5:43	3:52	4:20		13:55	13	1:04	
22	D	YAM Yi	0	0	0	0	0	0	0	0.00	1	0	1		2	+5	5:26	4:14	5:01		14:41	13	1:07	
23	F	TANG Shin Ming Jasper	2	1	3	0	0	0	0	0.00	1	1	1		3	+4	6:51	6:18	5:00		18:09	13	1:23	
27	F	NGAN Cheuk Long	0	1	1	0	0	0	0	0.00	1	2	1		4	+2	6:37	5:30	5:03		17:10	13	1:19	
55	F	SHAM Alvin Cheuk Him	0	2	2	2	14	7	7	66.67	3	0	1		4	+4	7:52	7:20	6:33		21:45	17	1:16	
2	D	LEUNG Tony +C	0	2	2	0	0	1	-1	0.00	0	0	1		1	+5	4:32	3:43	4:32		12:47	11	1:09	

Timing & Results provided by BORNAN



Head Coach : DURANT Carey Richard										Shots on Goal					Time on Ice									
No.	Pos.	Name	G	A	P	PIM	FO+	FO-	FO+/-	FO%	1	2	3	OT	TS	+/-	1	2	3	OT	TOT	SHF	AVG	
3	F	TO Hei Yu	0	2	2	0	0	0	0	0.00	1	0	0		1	+4	2:47	3:56	5:21		12:04	12	1:00	
4	D	CHAN Ho Pong	1	1	2	0	0	0	0	0.00	2	1	1		4	+4	4:48	3:29	6:27		14:44	13	1:08	
6	F	WANG Tsan Lam	3	1	4	0	1	0	1	100.00	2	2	3		7	+5	2:12	3:26	5:34		11:12	11	1:01	
1	GK	LAM Tsz Wing David	0	0	0	0					0	0	0		0									
33	GK	CHEUNG Ching Ho	0	0	0	0					0	0	0		0									
Total			26	38	64	8	54	19	35	73.97	40	37	34		111									

Team : MAC (White)

Head Coach : HO Chon Nin										Shots on Goal					Time on Ice									
No.	Pos.	Name	G	A	P	PIM	FO+	FO-	FO+/-	FO%	1	2	3	OT	TS	+/-	1	2	3	OT	TOT	SHF	AVG	
21	D	KONG Chong Man	0	0	0	0	0	1	-1	0.00	0	0	0		0	-8	6:55	5:58	5:57		18:50	20	0:56	
25	F	LIN Zhi Hang	0	0	0	0	0	0	0	0.00	0	0	0		0	-10	6:45	6:32	6:09		19:26	18	1:04	
69	F	YEUNG Ho Yin	0	0	0	0	0	0	0	0.00	0	0	0		0	-8	6:49	6:32	6:30		19:51	22	0:54	
77	D	WONG Kitcheng	0	0	0	0	4	18	-14	18.18	0	0	0		0	-9	7:57	6:31	5:23		19:51	19	1:02	
87	D	KU Hio Tong	0	0	0	2	0	0	0	0.00	0	0	0		0	-7	6:49	5:29	5:01		17:19	20	0:51	
11	F	SOU Edison Pak Hei +A	0	0	0	0	5	19	-14	20.83	0	0	1		1	-6	6:24	5:38	6:54		18:56	17	1:06	
37	D	HU Zhaoting Tse	0	0	0	0	0	0	0	0.00	0	0	0		0	-8	6:09	6:13	7:16		19:38	17	1:09	
71	D	LEONG Chon Kong +C	0	0	0	0	0	1	-1	0.00	0	0	0		0	-9	6:32	6:42	8:37		21:51	18	1:12	
97	F	LI Chon Hei	0	0	0	0	0	0	0	0.00	0	0	0		0	-8	4:14	6:24	5:56		16:34	14	1:11	
98	F	HONG Argus Iat Hei	1	0	1	0	0	0	0	0.00	0	0	2		2	-7	5:23	6:24	6:37		18:24	16	1:09	
3	F	SHINODA Katsuyoshi +A	0	0	0	0	0	1	-1	0.00	0	0	0		0	-7	5:45	7:04	5:35		18:24	18	1:01	
6	F	GUAN Chentao	0	0	0	2	10	9	1	52.63	0	0	0		0	-7	5:56	7:51	3:59		17:46	16	1:06	
14	D	CHON Ka Miu	0	0	0	0	0	0	0	0.00	0	0	0		0	-8	6:18	7:49	5:51		19:58	18	1:06	
22	F	CHENG Chon Herminio	0	0	0	2	0	4	-4	0.00	0	0	1		1	-8	7:47	7:04	6:18		21:09	17	1:14	
82	F	LEI Pak In	0	0	0	0	0	0	0	0.00	0	0	0		0	-8	6:44	7:49	5:25		19:58	18	1:06	
5	F	UN Kinfai	0	0	0	0	0	0	0	0.00	0	0	0		0	-1	0:58	0:00	0:52		1:50	2	0:55	
12	D	LAO Chon Hou	0	0	0	0	0	0	0	0.00	0	0	0		0	0	0:00	0:00	0:56		0:56	1	0:56	
45	F	LAO Chi Chong	0	0	0	0	0	1	-1	0.00	0	0	0		0	-1	0:00	0:00	2:24		2:24	4	0:36	
89	F	IEONG Weng Hei	0	0	0	0	0	0	0	0.00	0	0	0		0	0	0:00	0:00	1:01		1:01	1	1:01	
26	GK	LEUNG Manlong	0	0	0	0					0	0	0		0									
61	GK	HO Hou	0	0	0	0					0	0	0		0									
Total			1	0	1	6	19	54	-35	26.03	0	0	4		4									

Group C

R	Team	GP	W	OTW	OTL	L	GDF	GF:GA	PTS
1	HKG	1	1	0	0	0	+25	26 : 1	3
2	MAC	1	0	0	0	1	-25	1 : 26	0
-	TKM	0							
-	IND	0							

	HKG	IND	MAC	TKM
HKG	*****	WED 05 FEB 17:00	26:1	SUN 09 FEB 09:00
IND	WED 05 FEB 17:00	*****	SUN 09 FEB 13:00	THU 06 FEB 20:30
MAC	1:26	SUN 09 FEB 13:00	*****	WED 05 FEB 21:00
TKM	SUN 09 FEB 09:00	THU 06 FEB 20:30	WED 05 FEB 21:00	*****

Legend:

(G)	Goals in tournament	*	Does not count for Plus/minus	+/-	Plus/minus net	+A	Alternate Captain
+C	Captain	A	Assists	AVG	Average time on ice / shift	D	Defender
EQ	Equal strength	ET/Res	Penalty end time/Result of game	F	Forward	FO%	Face-offs won as percentage
FO+	Face-offs won	FO-	Face-offs lost	FO+/-	Face-offs net	G	Goals
GA	Goals against	GDF	Goal difference	GF	Goals for	GK	Goalkeeper
GP	Games played	L	Losses	MIP	Minutes in play (GK)	No.	Jersey number
OT	Overtime	OTL	Overtime losses	OTW	Overtime wins	P	Points
PIM	Penalties in minutes	Pos.	Position	PP1	Power play - 1 player	PPG	Power play goals
PTS	Points	R	Rank	SH1	Shorthanded - 1 player	SHF	Number of shifts
SHG	Shorthanded goals	SOG	Shots on goal	SVS	Saves	TOT	Total
TPP	Time on power play	TS	Total shots	W	Wins		



Harbin Ice Hockey Arena
哈尔滨冰球馆

MON 3 FEB 2025
Start Time 21:00

Ice Hockey
冰球

Men
男子

Preliminary round - Group C, Game 4
小组赛轮次 - C组, 比赛 4



Shot Chart 射门表 HKG - MAC

Shots by MAC

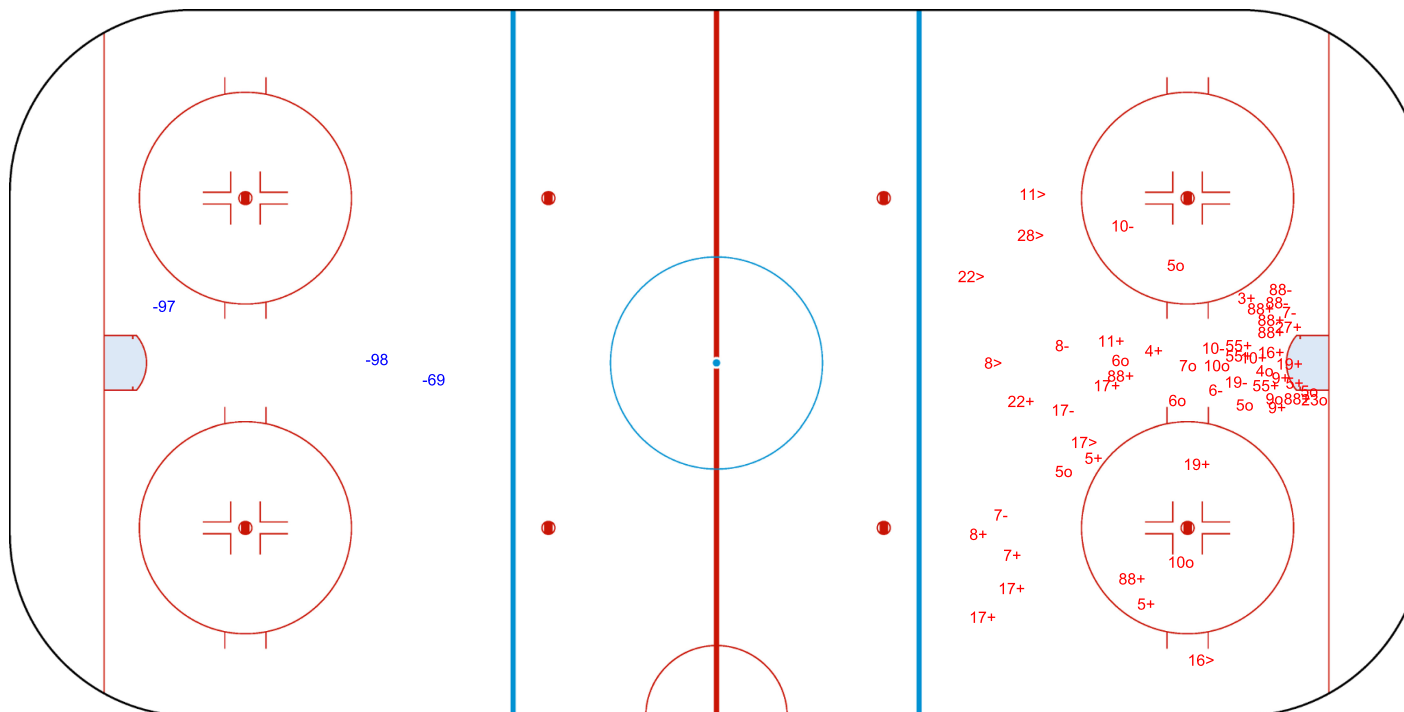
Goals (o): 0 SSG (+): 0
SSP (-): 0 SPG (-): 3



GK 33 of HKG

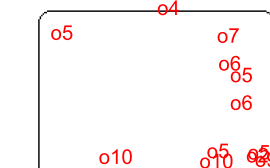


1st Period



Shots by HKG

Goals (o): 12 SSG (+): 28
SSP (>): 6 SPG (-): 10



GK 26 of MAC

Timing & Results provided by BORNAN


Report Created MON 3 FEB 2025 23:20

BORNAN
SPORTS TECHNOLOGY



Shots by HKG

Goals (o): 6 SSG (+): 31
SSP (<): 10 SPG (-): 21



GK 26 of MAC



2nd Period

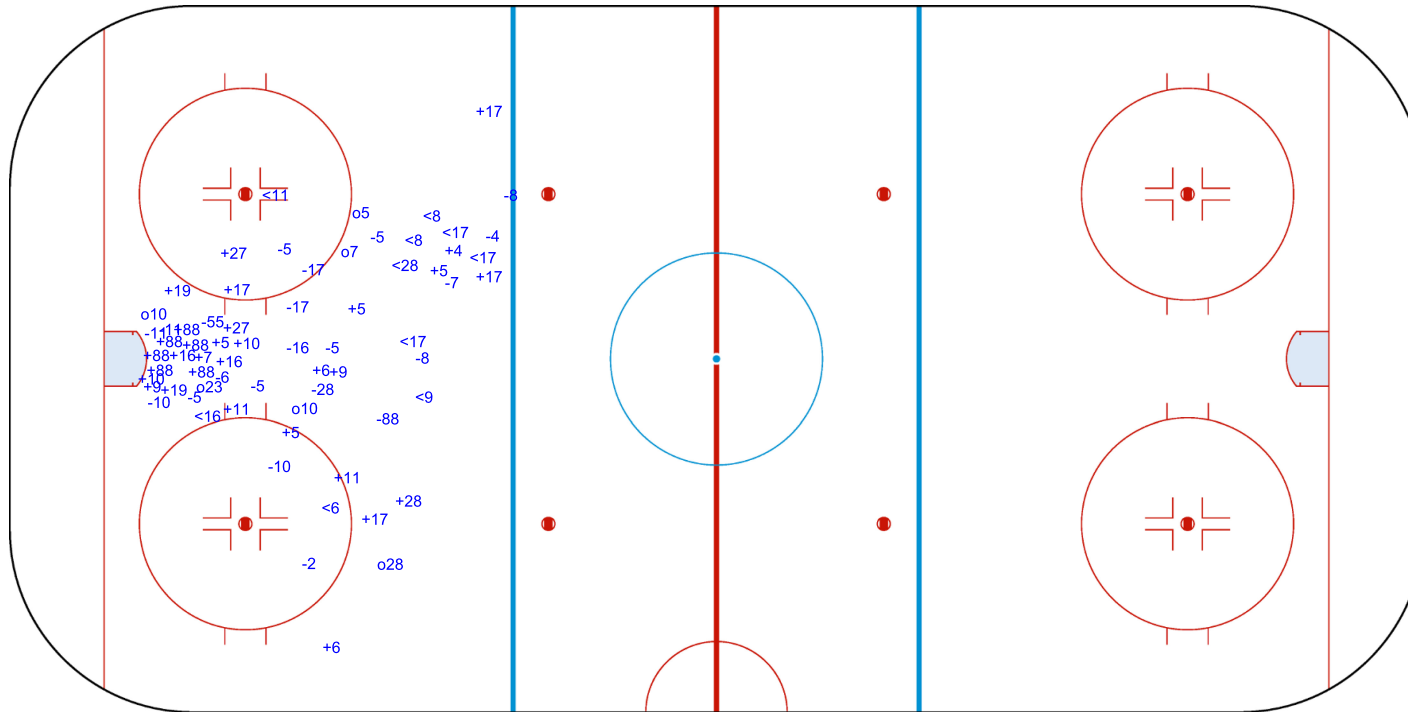


Shots by MAC

Goals (o): 0 SSG (+): 0
SSP (>): 0 SPG (-): 0



GK 33 of HKG






Shots by MAC

Goals (o): 1 SSG (+): 3
SSP (-): 1 SPG (-): 3



GK 1 of HKG



GK 33 of HKG

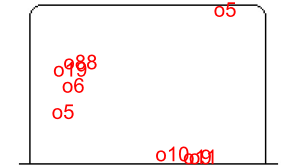


3rd Period

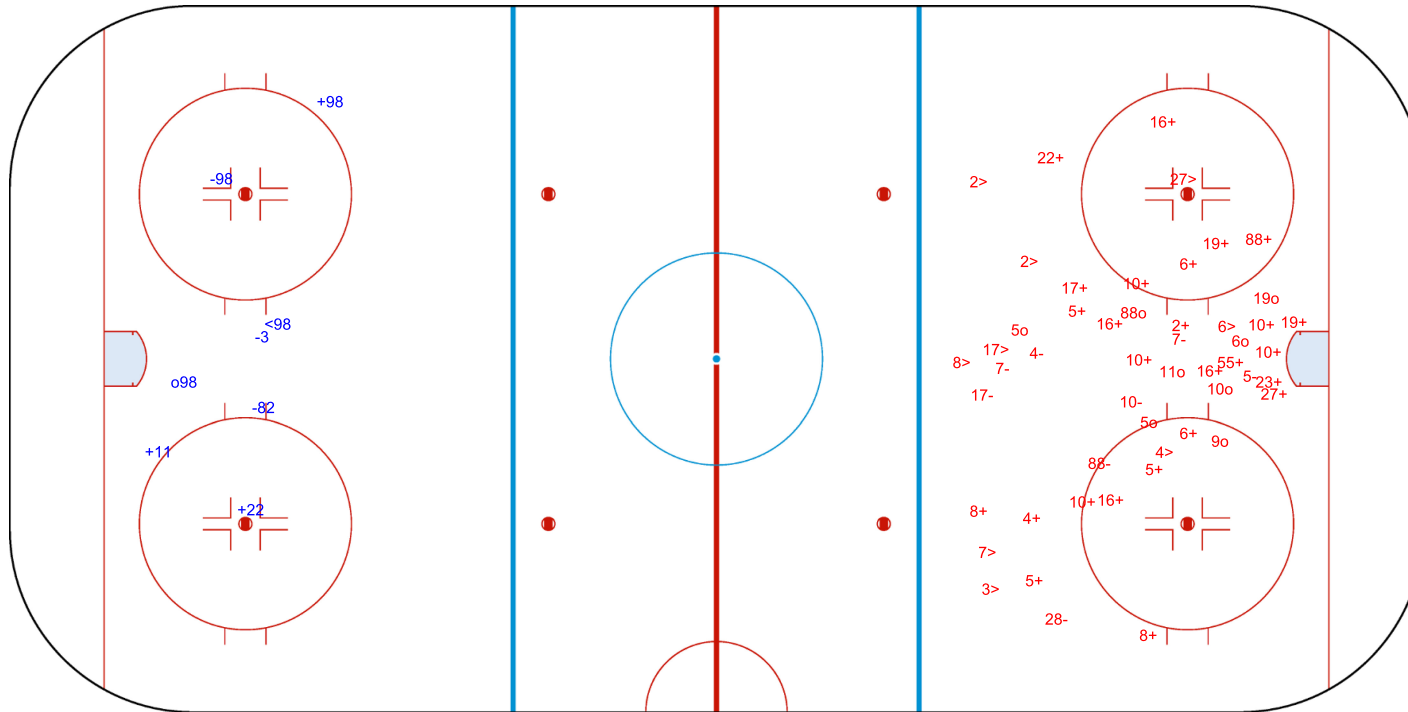


Shots by HKG

Goals (o): 8 SSG (+): 26
SSP (-): 9 SPG (-): 8



GK 26 of MAC



Legend:

GK Goalkeeper SPG Shots past goal SSG Shots saved by goalkeeper SSP Shots saved by player

Timing & Results provided by BORNAN

Report Created MON 3 FEB 2025 23:20

BORNAN
SPORTS TECHNOLOGY



1 / 25%	3 / 75%	9 / 90%	1 / 10%	8 / 80%	2 / 20%

TOTAL

Total wins / game	HKG	MAC	HKG	MAC	HKG	MAC	Total wins all zones	
	Def. zone	Att. zone	Neutral zone		Att. zone	Def. zone		
	1 / 17%	5 / 83%	23 / 72%	9 / 28%	30 / 86%	5 / 14%	HKG	MAC
							54 / 74%	19 / 26%

HEAD TO HEAD

	No.	MAC							Tot.	wins HKG	Dz	Nz	Az
		3	6	11	21	22	45	71					
HKG	2		0 - 1						1	0 0%	0 0%		
	5	1 - 0	0 - 1	1 - 0					3	2 67%			2 67%
	6			1 - 0					1	1 100%		1 100%	
	8					1 - 0			1	1 100%	1 100%		
	10		5 - 1	8 - 1	1 - 0	1 - 0			20	16 80%		5 56%	11 100%
	16			4 - 0		2 - 0			22	20 91%	0 0%	8 89%	12 100%
	17		0 - 2						2	0 0%	0 0%		
	19			0 - 1					1	0 0%		0 0%	
	28			0 - 1					1	0 0%	0 0%		
	55		4 - 5	5 - 2			1 - 0	1 - 0	21	14 67%		9 75%	5 56%
Tot.		1	19	24	1	4	1	1	73	54 74%	1 17%	23 72%	30 86%
wins MAC		0 0%	10 53%	5 21%	0 0%	0 0%	0 0%	4 18%	19 26%				
Dz		0 0%	4 44%	1 10%	0 0%	0 0%		0 0%	5 14%				
Nz			3 43%	3 23%			0 0%	3 27%	9 28%				
Az			3 100%	1 100%		0 0%		1 100%	5 83%				

Legend:									
Az	Attacking zone	Dz	Defending zone	No.	Jersey number	Nz	Neutral zone	Tot.	Total face-offs played



Game Roster

比赛名单

TPE - JPN

Referees

CHAE Young Jin (KOR) , MOREV Timur (KAZ)

Linespersons

CHOI Doyeon (KOR) , YUAN Zhaoyang (CHN)

Goalkeepers

Team: TPE

No.	Name	GP	MIP	GA	SVS	SOG	SVS%	GAA
1	LEE Yi-Cheng	0	00:00	0	0	0	0.00	0.00
2	CHEN Tai-Yu	0	00:00	0	0	0	0.00	0.00

Team Roster

Team: TPE (White)

No.	Pos.	Name	GP	G	A	PTS	PIM	+/-
1	GK	LEE Yi-Cheng	0	0	0	0	0	
2	GK	CHEN Tai-Yu	0	0	0	0	0	
4	D	SANG Chuo-En	0	0	0	0	0	0
9	F	CHEN Chiung-Yuan	0	0	0	0	0	0
11	F	LIN Yi-Kuan	0	0	0	0	0	0
17	D	CHANG Han-Yuan	0	0	0	0	0	0
18	F	SHIH Chen-Yun	0	0	0	0	0	0
19	F	LIN Hung-Ju	0	0	0	0	0	0
21	D	LIN Ching	0	0	0	0	0	0
22	D	LI Zheng-Wei	0	0	0	0	0	0
28	F	LIN Yo-Chen	0	0	0	0	0	0
41	F	LIN Jui-Yu	0	0	0	0	0	0
55	D	PAN Yi-Cheng	0	0	0	0	0	0
61	F	YANG Chang-Hsing	0	0	0	0	0	0
63	F	WANG Po-Hsiang	0	0	0	0	0	0
65	D	WANG Yung-Hsuan	0	0	0	0	0	0
82	D	PENG Mo	0	0	0	0	0	0
86	F	CHEN Kuan-Ting	0	0	0	0	0	0
95	F	WEN Pei-An	0	0	0	0	0	0
97	F	YU Sung-Yin	0	0	0	0	0	0

Head Coach: WENG To

Team: JPN

No.	Name	GP	MIP	GA	SVS	SOG	SVS%	GAA
1	NARISAWA Yuta	0	00:00	0	0	0	0.00	0.00
29	OTSUKA Issa	0	00:00	0	0	0	0.00	0.00
30	SATO Eiki	0	00:00	0	0	0	0.00	0.00

Team: JPN (Black)

No.	Pos.	Name	GP	G	A	PTS	PIM	+/-
1	GK	NARISAWA Yuta	0	0	0	0	0	
2	D	HAYATA Seiya	0	0	0	0	0	0
4	D	YONEYAMA Koki	0	0	0	0	0	0
5	D	HALLIDAY Jiei	0	0	0	0	0	0
6	D	YAMADA Kotaro	0	0	0	0	0	0
7	F	TSUTSUMI Kotaro	0	0	0	0	0	0
8	D	ISHIDA Riku	0	0	0	0	0	0
9	F	TAKAGI Kenta	0	0	0	0	0	0
10	F	KOBAYASHI Toi	0	0	0	0	0	0
11	F	OTSU Kosuke	0	0	0	0	0	0
12	D	SATO Hiroto	0	0	0	0	0	0
13	F	OKUBO Masato	0	0	0	0	0	0
14	F	OSAWA Yuto	0	0	0	0	0	0
15	F	IRIKURA Taiga	0	0	0	0	0	0
16	F	HITOSATO Shigeki	0	0	0	0	0	0
18	F	FURUHASHI Makuru	0	0	0	0	0	0
19	F	NAKAJIMA Shogo	0	0	0	0	0	0
20	D	OTSU Yusei	0	0	0	0	0	0
21	F	SUZUKI Kento	0	0	0	0	0	0
25	F	ISOGAI Sota	0	0	0	0	0	0
27	D	LAWLOR Kazuki	0	0	0	0	0	0
29	GK	OTSUKA Issa	0	0	0	0	0	
30	GK	SATO Eiki	0	0	0	0	0	

Head Coach: SKALDE Jarrod

Legend:

+/-	Plus/minus net	A	Assists	D	Defender	F	Forward
G	Goals	GA	Goals against	GAA	Goals against as average per 60 minutes	GK	Goalkeeper
GP	Games played	MIP	Minutes and seconds played	No.	Jersey number	PIM	Penalties in minutes
Pos.	Position	PTS	Points	SOG	Shots on goal	SVS	Saves
SVS%	Saves in percentage						



Line-Ups 阵容

TPE - JPN

Referees

CHAE Young Jin (KOR), MOREV Timur (KAZ)

Linespersons

CHOI Doyeon (KOR), YUAN Zhaoyang (CHN)

Goalkeepers

Team: TPE

No.	Name
1	LEE Yi-Cheng
2	CHEN Tai-Yu

Team: JPN

No.	Name
29	OTSUKA Issa
30	SATO Eiki

Team Line-ups

Team: TPE (White)

No.	Pos.	Name
17	D	CHANG Han-Yuan
22	D	LI Zheng-Wei
11	F	LIN Yi-Kuan
19	F	LIN Hung-Ju +C
41	F	LIN Jui-Yu
65	D	WANG Yung-Hsuan
82	D	PENG Mo +A
28	F	LIN Yo-Chen
61	F	YANG Chang-Hsing +A
95	F	WEN Pei-An
21	D	LIN Ching
55	D	PAN Yi-Cheng
9	F	CHEN Chiung-Yuan
18	F	SHIH Chen-Yun
86	F	CHEN Kuan-Ting
63	F	WANG Po-Hsiang
97	F	YU Sung-Yin

Team: JPN (Black)

No.	Pos.	Name
8	D	ISHIDA Riku +C
20	D	OTSU Yusei
15	F	IRIKURA Taiga +A
21	F	SUZUKI Kento
25	F	ISOGAI Sota
2	D	HAYATA Seiya
4	D	YONEYAMA Koki
9	F	TAKAGI Kenta
10	F	KOBAYASHI Toi
18	F	FURUHASHI Makuru
5	D	HALLIDAY Jiei +A
12	D	SATO Hiroto
11	F	OTSU Kosuke
14	F	OSAWA Yuto
16	F	HITOSATO Shigeki
6	D	YAMADA Kotaro
27	D	LAWLOR Kazuki
7	F	TSUTSUMI Kotaro
13	F	OKUBO Masato

Head Coach: WENG To

Head Coach: SKALDE Jarrod

NOT DRESSED:

4 D SANG Chuo-En

NOT DRESSED:

1 GK NARISAWA Yuta
19 F NAKAJIMA Shogo

Legend:

+A Alternate Captain
No. Jersey number

+C Captain
Pos. Position

D Defender

F Forward

Graphical Line-ups

阵容图

TPE - JPN

Referees

CHAE Young Jin (KOR) , MOREV Timur (KAZ)

Linespersons

CHOI Doyeon (KOR) , YUAN Zhaoyang (CHN)

Team: TPE - Chinese Taipei (White)

Head Coach: WENG To

S1 1 LEE Yi-Cheng		
2 CHEN Tai-Yu		
S5 19 LIN Hung-Ju +C	S4 11 LIN Yi-Kuan	S6 41 LIN Jui-Yu
S2 17 CHANG Han-Yuan		S3 22 LI Zheng-Wei
28 LIN Yo-Chen	61 YANG Chang-Hsing +A	95 WEN Pei-An
82 PENG Mo +A		65 WANG Yung-Hsuan
86 CHEN Kuan-Ting	9 CHEN Chiung-Yuan	18 SHIH Chen-Yun
55 PAN Yi-Cheng		21 LIN Ching
63 WANG Po-Hsiang	97 YU Sung-Yin	

Team: JPN - Japan (Black)

Head Coach: SKALDE Jarrod

S1 30 SATO Eiki		
29 OTSUKA Issa		
S6 25 ISOGAI Sota	S4 15 IRIKURA Taiga +A	S5 21 SUZUKI Kento
S3 20 OTSU Yusei		S2 8 ISHIDA Riku +C
18 FURUHASHI Makuru	10 KOBAYASHI Toi	9 TAKAGI Kenta
2 HAYATA Seiya		4 YONEYAMA Koki
16 HITOSATO Shigeki	14 OSAWA Yuto	11 OTSU Kosuke
12 SATO Hiroto		5 HALLIDAY Jiei +A
7 TSUTSUMI Kotaro	13 OKUBO Masato	27 LAWLOR Kazuki
6 YAMADA Kotaro		

Legend:

+A Alternate Captain

+C Captain

Sn

Starting position

Timing & Results provided by BORNAN



Game Summary
比赛总结

REVISED
4 FEB 14:31

TPE - JPN 0 - 15 (0 - 4 , 0 - 8 , 0 - 3)

Spectators	Referees	Linespersons
2913	CHAE Young Jin (KOR) , MOREV Timur (KAZ)	CHOI Doyeon (KOR) , YUAN Zhaoyang (CHN)

Team Statistics

Period	Score	SVS	SOG	PIM	TPP	PPG	SHG
1	0 : 4	13 : 4	4 : 17	0 : 2	02:00 : 00:00	0 : 0	0 : 0
2	0 : 8	20 : 4	4 : 28	4 : 0	00:00 : 02:18	0 : 1	0 : 0
3	0 : 3	13 : 5	5 : 16	6 : 4	02:49 : 03:41	0 : 1	0 : 0
Total	0 : 15	46 : 13	13 : 61	10 : 6	04:49 : 05:59	0 : 2	0 : 0

1st Period

Action	Time	ET/Res	Team	Type	No.	Name	(G)	Name of Assistant(s) / Action Description
GK	00:00		TPE		1	LEE Yi-Cheng		- Goalkeeper in
GK	00:00		JPN		30	SATO Eiki		- Goalkeeper in
Penalty	01:51	03:51	JPN	2 min.	14	OSAWA Yuto		- Interference
Goal	06:19	0 : 1	JPN	EQ	16	HITOSATO Shigeki	(1)	11 OTSU Kosuke On Ice TPE 1 9 18 21 28 55 JPN 30 4 11 12 13 16
Goal	08:12	0 : 2	JPN	EQ	21	SUZUKI Kento	(1)	15 IRIKURA Taiga On Ice TPE 1 9 18 21 55 86 JPN 30 8 15 20 21 25
Goal	19:30	0 : 3	JPN	EQ	4	YONEYAMA Koki	(1)	11 OTSU Kosuke On Ice TPE 1 9 17 22 63 97 JPN 30 2 4 11 14 16
Goal	19:53	0 : 4	JPN	EQ	16	HITOSATO Shigeki	(2)	14 OSAWA Yuto On Ice TPE 1 11 19 21 41 55 JPN 30 2 4 11 14 16

2nd Period

Action	Time	ET/Res	Team	Type	No.	Name	(G)	Name of Assistant(s) / Action Description
Goal	22:43	0 : 5	JPN	EQ	5	HALLIDAY Jiei	(1)	16 HITOSATO Shigeki On Ice TPE 1 28 61 65 82 95 JPN 30 5 11 12 13 16
Goal	24:23	0 : 6	JPN	EQ	25	ISOGAI Sota	(1)	20 OTSU Yusei On Ice TPE 1 11 17 19 22 41 JPN 30 4 15 20 21 25
Goal	26:59	0 : 7	JPN	EQ	21	SUZUKI Kento	(2)	15 IRIKURA Taiga On Ice TPE 1 11 17 19 22 41 JPN 30 5 15 20 21 25
Goal	27:37	0 : 8	JPN	EQ	25	ISOGAI Sota	(2)	20 OTSU Yusei On Ice TPE 1 28 61 65 82 95 JPN 30 2 5 10 20 25
Goal	29:01	0 : 9	JPN	EQ	11	OTSU Kosuke	(1)	4 YONEYAMA Koki On Ice TPE 1 11 17 19 22 41 JPN 30 4 11 12 14 16
Goal	31:37	0 : 10	JPN	EQ	27	LAWLOR K	(1)	7 TSUTSUMI Kotaro On Ice TPE 1 11 17 19 22 41 JPN 30 2 4 7 13 27
Goal	31:57	0 : 11	JPN	EQ	18	FURUHASHI Makuru	(1)	4 YONEYAMA Koki On Ice TPE 1 28 61 65 82 95 JPN 30 5 9 10 12 18
Penalty	33:36	35:36	TPE	2 min.	17	CHANG Han-Yuan		- Hooking
Penalty	36:50	37:08	TPE	2 min.	18	SHIH Chen-Yun		- Roughing
Goal	37:08	0 : 12	JPN	PP1	4	YONEYAMA Koki	(2)	16 HITOSATO Shigeki On Ice TPE 1 11 21 41 55 JPN 30 4 8 10 14 16 *

3rd Period

Action	Time	ET/Res	Team	Type	No.	Name	(G)	Name of Assistant(s) / Action Description
Penalty	44:07	46:07	TPE	2 min.	65	WANG Yung-Hsuan		- Charging
Penalty	46:20	48:20	JPN	2 min.	14	OSAWA Yuto		- Holding an opponent
Goal	50:59	0 : 13	JPN	EQ	13	OKUBO Masato	(1)	16 HITOSATO Shigeki On Ice TPE 1 9 21 55 63 97 JPN 30 6 10 13 16 27
Goal	55:19	0 : 14	JPN	EQ	21	SUZUKI Kento	(3)	10 KOBAYASHI T On Ice TPE 1 11 17 19 21 41 JPN 30 2 4 15 21 25
Penalty	56:19	57:26	TPE	2 min.	41	LIN Jui-Yu		- Tripping
Penalty	57:11	59:11	TPE	2 min.	82	PENG Mo		- Illegal Stick - Stick Measurement
Goal	57:26	0 : 15	JPN	PP2	15	IRIKURA Taiga	(1)	21 SUZUKI Kento On Ice TPE 1 11 21 55 JPN 30 4 12 15 21 25 *

Timing & Results provided by BORNAN



TUE 4 FEB 2025
Start Time 12:00
End Time 14:05

Men
男子

Preliminary round - Group A, Game 5
小组赛轮次 - A组, 比赛 5



Action	Time	ET/Res	Team	Type	No.	Name	(G)	Name of Assistant(s) / Action Description
Penalty	58:00	60:00	JPN	2 min.	18	FURUHASHI Makuru	-	Tripping
GK	60:00		TPE					1 LEE Yi-Cheng - Goalkeeper out
GK	60:00		JPN					30 SATO Eiki - Goalkeeper out

Goalkeeper Records

Team : TPE - Chinese Taipei

Team : JPN - Japan

No.	Name	SOG	SVS	MIP	No.	Name	SOG	SVS	MIP
1	LEE Yi-Cheng	61	46	60:00	30	SATO Eiki	13	13	60:00
2	CHEN Tai-Yu				29	OTSUKA Issa			

Game Statistics

Team : TPE (White)																							
Head Coach : WENG To										Shots on Goal				Time on Ice									
No.	Pos.	Name	G	A	P	PIM	FO+	FO-	FO+/-	FO%	1	2	3	OT	TS	+/-	1	2	3	OT	TOT	SHF	AVG
11	F	LIN Yi-Kuan	0	0	0	0	3	14	-11	17.65	0	0	0		0	-6	7:32	7:08	6:07		20:47	31	0:40
17	D	CHANG Han-Yuan	0	0	0	2	0	0	0	0.00	0	0	0		0	-6	5:49	6:01	5:57		17:47	27	0:39
19	F	LIN Hung-Ju +C	0	0	0	0	0	0	0	0.00	0	0	0		0	-6	8:13	5:32	6:22		20:07	26	0:46
22	D	LI Zheng-Wei	0	0	0	0	0	0	0	0.00	0	0	0		0	-5	4:53	6:04	5:14		16:11	24	0:40
41	F	LIN Jui-Yu	0	0	0	2	0	0	0	0.00	0	0	0		0	-6	6:57	7:20	5:46		20:03	29	0:41
28	F	LIN Yo-Chen	0	0	0	0	0	1	-1	0.00	0	2	1		3	-4	8:22	5:12	6:00		19:34	28	0:41
61	F	YANG Chang-Hsing +A	0	0	0	0	13	10	3	56.52	1	0	1		2	-3	7:41	5:33	7:03		20:17	27	0:45
65	D	WANG Yung-Hsuan	0	0	0	2	0	0	0	0.00	1	0	0		1	-3	6:32	8:08	6:46		21:26	26	0:49
82	D	PENG Mo +A	0	0	0	2	0	0	0	0.00	0	0	0		0	-3	8:26	7:23	8:15		24:04	28	0:51
95	F	WEN Pei-An	0	0	0	0	0	0	0	0.00	1	1	1		3	-3	7:51	5:15	4:58		18:04	25	0:43
9	F	CHEN Chiung-Yuan	0	0	0	0	2	9	-7	18.18	0	1	0		1	-4	4:54	5:45	5:17		15:56	24	0:39
18	F	SHIH Chen-Yun	0	0	0	2	0	0	0	0.00	0	0	1		1	-2	5:19	3:09	2:58		11:26	18	0:38
21	D	LIN Ching	0	0	0	0	0	0	0	0.00	1	0	0		1	-5	6:06	6:38	6:12		18:56	23	0:49
55	D	PAN Yi-Cheng	0	0	0	0	0	0	0	0.00	0	0	1		1	-4	6:24	6:33	6:42		19:39	23	0:51
86	F	CHEN Kuan-Ting	0	0	0	0	0	0	0	0.00	0	0	0		0	-1	3:52	3:19	2:38		9:49	17	0:34
63	F	WANG Po-Hsiang	0	0	0	0	0	1	-1	0.00	0	0	0		0	-2	0:47	4:22	4:19		9:28	12	0:47
97	F	YU Sung-Yin	0	0	0	0	1	1	0	50.00	0	0	0		0	-2	0:22	4:20	4:21		9:03	10	0:54
1	GK	LEE Yi-Cheng	0	0	0	0					0	0	0		0								
2	GK	CHEN Tai-Yu	0	0	0	0					0	0	0		0								
Total			0	0	0	10	19	36	-17	34.55	4	4	5		13								

Team : JPN (Black)																							
Head Coach : SKALDE Jarrod										Shots on Goal						Time on Ice							
No.	Pos.	Name	G	A	P	PIM	FO+	FO-	FO+/-	FO%	1	2	3	OT	TS	+/-	1	2	3	OT	TOT	SHF	AVG
8	D	ISHIDA Riku +C	0	0	0	0	0	0	0	0.00	2	2	1		5	+1	8:03	7:40	5:41		21:24	26	0:49
15	F	IRIKURA Taiga +A	1	4	5	0	12	6	6	66.67	0	2	3		5	+4	5:02	5:52	7:42		18:36	22	0:50
20	D	OTSU Yusei	0	4	4	0	0	0	0	0.00	0	2	1		3	+4	5:28	5:12	4:18		14:58	19	0:47
21	F	SUZUKI Kento	3	1	4	0	0	0	0	0.00	1	2	3		6	+4	4:37	5:26	6:44		16:47	21	0:47
25	F	ISOGAI Sota	2	1	3	0	0	0	0	0.00	1	4	1		6	+5	5:28	6:12	6:12		17:52	20	0:53
2	D	HAYATA Seiya	0	0	0	0	0	0	0	0.00	2	1	2		5	+5	4:39	4:56	4:41		14:16	16	0:53
4	D	YONEYAMA Koki	2	2	4	0	0	0	0	0.00	1	1	1		3	+7	6:56	4:23	6:47		18:06	25	0:43
9	F	TAKAGI Kenta	0	0	0	0	0	0	0	0.00	1	3	0		4	+1	5:34	4:29	0:00		10:03	13	0:46
10	F	KOBAYASHI Toi	0	3	3	0	5	6	-1	45.45	1	1	1		3	+3	5:10	4:49	7:12		17:11	23	0:44
18	F	FURUHASHI Makuru	1	0	1	2	1	0	1	100.00	2	1	0		3	+1	5:24	6:46	5:09		17:19	19	0:54
5	D	HALLIDAY Jiei +A	1	0	1	0	0	0	0	0.00	1	1	0		2	+4	5:46	4:57	2:46		13:29	22	0:36
11	F	OTSU Kosuke	1	3	4	0	0	0	0	0.00	0	3	0		3	+5	5:51	3:38	0:00		9:29	14	0:40
12	D	SATO Hiroto	0	1	1	0	0	0	0	0.00	1	0	0		1	+4	4:13	4:33	4:05		12:51	19	0:40
14	F	OSAWA Yuto	0	1	1	4	11	2	9	84.62	0	1	1		2	+3	4:44	4:25	6:18		15:27	21	0:44
16	F	HITOSATO Shigeki	2	4	6	0	0	0	0	0.00	3	0	0		3	+6	4:43	3:18	5:15		13:16	20	0:39
6	D	YAMADA Kotaro	0	0	0	0	0	0	0	0.00	0	1	0		1	+1	4:55	6:12	4:53		16:00	18	0:53
7	F	TSUTSUMI Kotaro	0	1	1	0	0	0	0	0.00	0	1	1		2	+1	3:53	5:41	5:01		14:35	22	0:39
13	F	OKUBO Masato	1	0	1	0	7	5	2	58.33	0	0	1		1	+4	4:27	5:49	8:00		18:16	23	0:47
27	D	LAWLOR Kazuki	1	0	1	0	0	0	0	0.00	1	2	0		3	+2	3:07	5:42	5:22		14:11	18	0:47

Timing & Results provided by BORNAN



TUE 4 FEB 2025
Start Time 12:00
End Time 14:05

Men
男子

Preliminary round - Group A, Game 5
小组赛轮次 - A 组, 比赛 5



Head Coach : SKALDE Jarrod										Shots on Goal					Time on Ice									
No.	Pos.	Name	G	A	P	PIM	FO+	FO-	FO+/-	FO%	1	2	3	OT	TS	+/-	1	2	3	OT	TOT	SHF	AVG	
29	GK	OTSUKA Issa	0	0	0	0					0	0	0		0									
30	GK	SATO Eiki	0	0	0	0					0	0	0		0									
Total			15	25	40	6	36	19	17	65.45	17	28	16		61									

Group A

R	Team	GP	W	OTW	OTL	L	GDF	GF : GA	PTS
1	JPN	1	1	0	0	0	+15	15 : 0	3
2	TPE	1	0	0	0	1	-15	0 : 15	0
-	KAZ	0							
-	KOR	0							
-	CHN	0							
-	THA	0							

	CHN	JPN	KAZ	KOR	THA	TPE
CHN	*****	MON 10 FEB 20:00	WED 05 FEB 20:00	TUE 04 FEB 20:00	FRI 07 FEB 12:30	SAT 08 FEB 20:00
JPN	MON 10 FEB 20:00	*****	SAT 08 FEB 12:00	FRI 07 FEB 12:30	WED 05 FEB 12:00	15:0
KAZ	WED 05 FEB 20:00	SAT 08 FEB 12:00	*****	MON 10 FEB 12:00	TUE 04 FEB 16:00	FRI 07 FEB 09:00
KOR	TUE 04 FEB 20:00	FRI 07 FEB 12:30	MON 10 FEB 12:00	*****	SAT 08 FEB 16:00	WED 05 FEB 16:00
THA	FRI 07 FEB 12:30	WED 05 FEB 12:00	TUE 04 FEB 16:00	SAT 08 FEB 16:00	*****	MON 10 FEB 16:00
TPE	SAT 08 FEB 20:00	0:15	FRI 07 FEB 09:00	WED 05 FEB 16:00	MON 10 FEB 16:00	*****

Legend:

(G)	Goals in tournament	*	Does not count for Plus/minus	+/-	Plus/minus net	+A	Alternate Captain
+C	Captain	A	Assists	AVG	Average time on ice / shift	D	Defender
EQ	Equal strength	ET/Res	Penalty end time/Result of game	F	Forward	FO%	Face-offs won as percentage
FO+	Face-offs won	FO-	Face-offs lost	FO+/-	Face-offs net	G	Goals
GA	Goals against	GDF	Goal difference	GF	Goals for	GK	Goalkeeper
GP	Games played	L	Losses	MIP	Minutes in play (GK)	No.	Jersey number
OT	Overtime	OTL	Overtime losses	OTW	Overtime wins	P	Points
PIM	Penalties in minutes	Pos.	Position	PP1	Power play - 1 player	PP2	Power play - 2 players
PPG	Power play goals	PTS	Points	R	Rank	SHF	Number of shifts
SHG	Shorthanded goals	SOG	Shots on goal	SVS	Saves	TOT	Total
TPP	Time on power play	TS	Total shots	W	Wins		

REVISED

Revised to correct spectators

Timing & Results provided by BORNAN



TUE 4 FEB 2025
Start Time 12:00

Ice Hockey
冰球

Men
男子

Preliminary round - Group A, Game 5
小组赛轮次 - A 组, 比赛 5



Shot Chart

射门表

TPE - JPN

Shots by TPE

Goals (o): 0

SSG (+): 4

SSP (<): 1

SPG (-): 2

GK 30 of JPN



1st Period

TPE

Shots by JPN

Goals (o): 4

SSG (+): 13

SSP (>): 9

SPG (-): 9

o16

o16

o4

o21

GK 1 of TPE



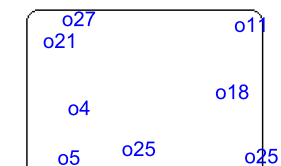
Shots by JPN

Goals (o): 8

SSP (<): 9

SSG (+): 20

SPG (-): 7



GK 1 of TPE



2nd Period




Shots by TPE

Goals (o): 0

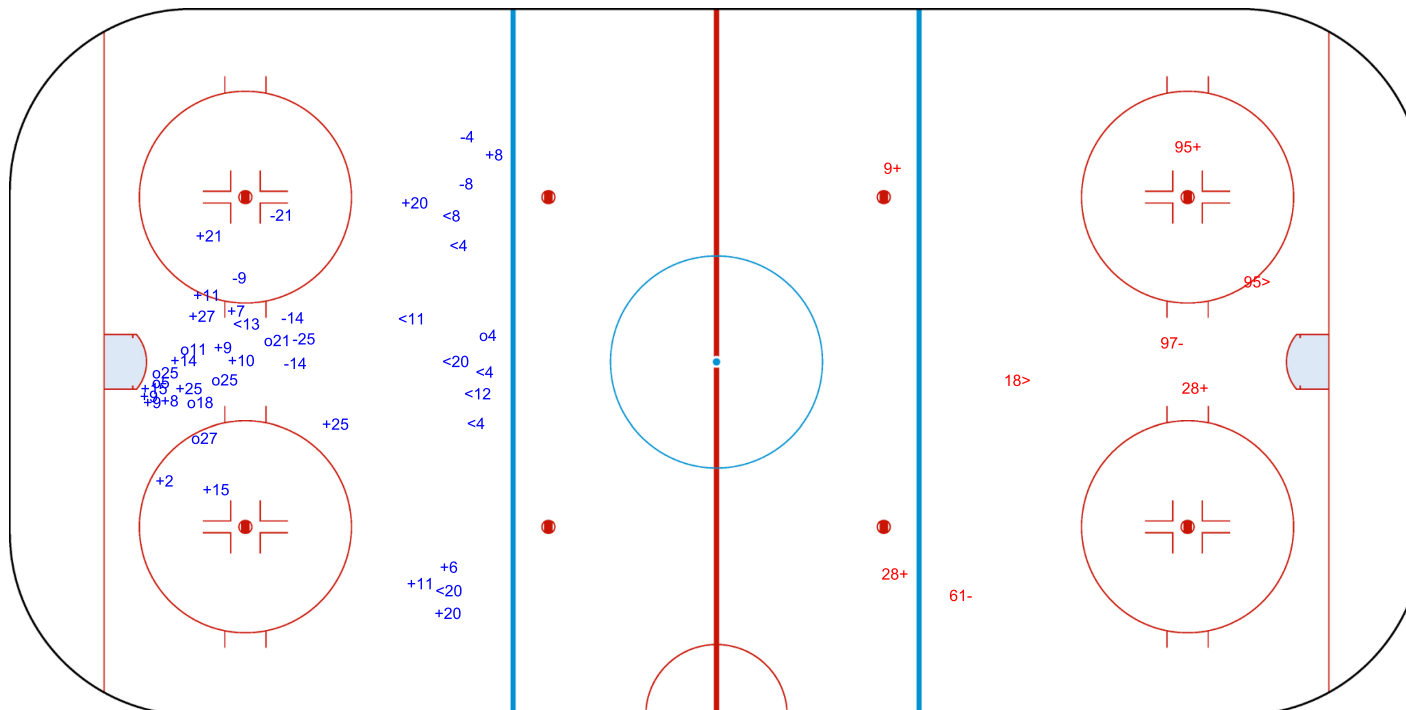
SSP (>): 2

SSG (+): 4

SPG (-): 2



GK 30 of JPN





Shots by TPE

Goals (o): 0

SSP (<): 2

SSG (+): 5

SPG (-): 3



GK 30 of JPN



3rd Period




Shots by JPN

Goals (o): 3

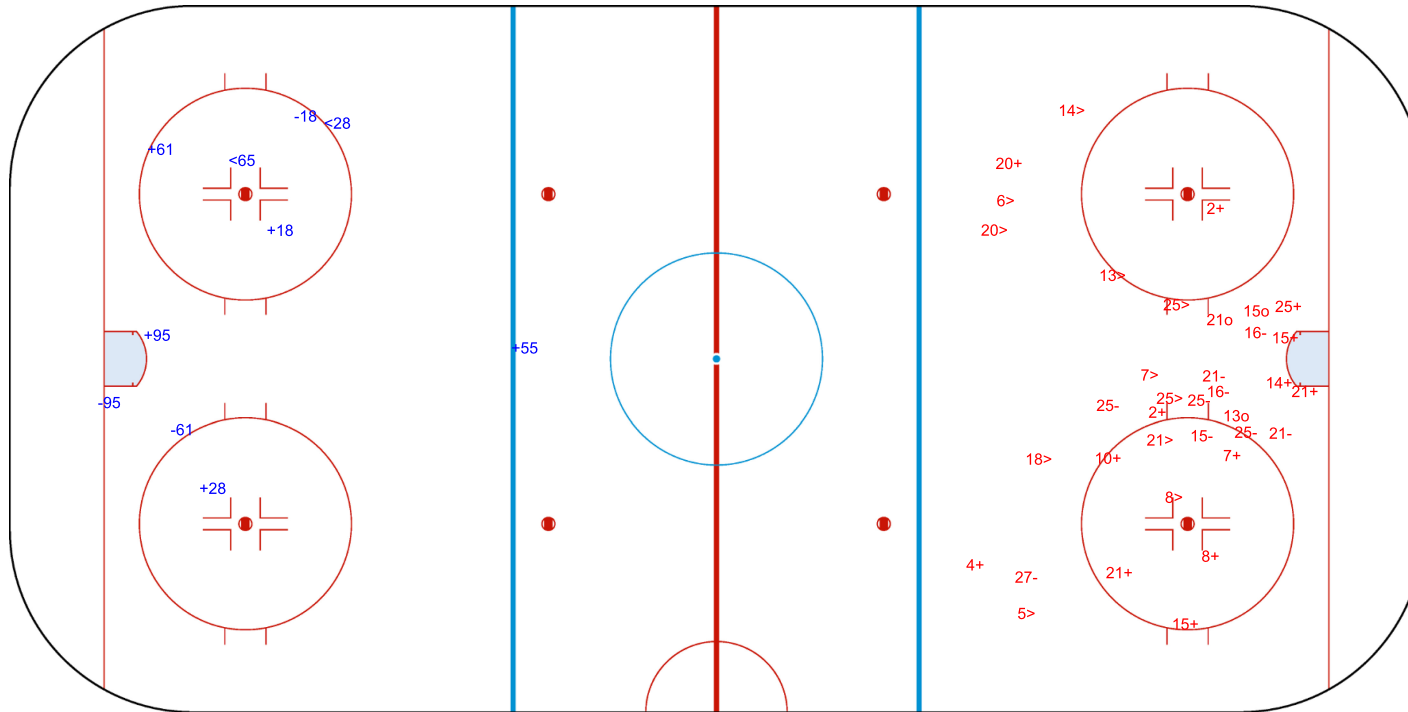
SSP (>): 11

SSG (+): 13

SPG (-): 9



GK 1 of TPE



Legend:

GK

Goalkeeper

SPG

Shots past goal

SSG

Shots saved by goalkeeper

SSP

Shots saved by player

Timing & Results provided by BORNAN

Face-off Chart 争球表

TPE - JPN

1st PERIOD

	TPE		JPN		TPE		JPN		TPE		JPN		
	Def. zone	Att. zone	Def. zone	Att. zone	Def. zone	Att. zone	Def. zone	Att. zone	Def. zone	Att. zone	Def. zone	Att. zone	
	- 61	+ 10			+ 11	- 15			+ 61	- 15			
	+ 61	- 13			- 9	+ 14							
	+ 61	- 14			+ 61	- 15							
					- 61	+ 13							
					- 9	+ 15							
					+ 61	- 14							
					- 11	+ 14							
					- 11	+ 14							
					- 61	+ 13							
Total wins / period	2 / 67%	1 / 33%			3 / 33%	6 / 67%			1 / 100%	0 / 0%			
Total wins all zones													
	TPE		JPN		TPE		JPN		TPE		JPN		
	6 / 46%		7 / 54%										

2nd PERIOD

	TPE		JPN		TPE		JPN		TPE		JPN		
	Def. zone	Att. zone	Def. zone	Att. zone	Def. zone	Att. zone	Def. zone	Att. zone	Def. zone	Att. zone	Def. zone	Att. zone	
	- 11	+ 15			- 11	+ 15			- 61	+ 15			
	- 9	+ 13			- 9	+ 13			- 9	+ 10			
	- 11	+ 13			- 61	+ 10							
	- 11	+ 14			- 61	+ 15							
	- 9	+ 15			+ 9	- 10							
	- 63	+ 15			+ 61	- 13							
	- 11	+ 14			+ 61	- 10							
	- 11	+ 18			+ 9	- 13							
	- 9	+ 15			- 61	+ 13							
	- 61	+ 10											
	+ 11	- 13											
Total wins / period	1 / 9%	10 / 91%			4 / 44%	5 / 56%			0 / 0%	2 / 100%			
Total wins all zones													
	TPE		JPN		TPE		JPN		TPE		JPN		
	5 / 23%		17 / 77%										

3rd PERIOD

	TPE		JPN		TPE		JPN		TPE		JPN		
	Def. zone	Att. zone	Def. zone	Att. zone	Def. zone	Att. zone	Def. zone	Att. zone	Def. zone	Att. zone	Def. zone	Att. zone	
	- 11	+ 14			- 11	+ 15			- 61	+ 13			
	- 11	+ 15			- 61	+ 14			+ 61	- 10			
	- 9	+ 14			+ 61	- 10			- 97	+ 14			
	+ 61	- 10			+ 11	- 15			+ 61	- 13			
	+ 61	- 15			- 9	+ 10							
	- 11	+ 14			- 11	+ 15							
	+ 97	- 10											
	- 11	+ 15											
	- 28	+ 14											
	+ 61	- 15											
Total wins / period	4 / 40%	6 / 60%			2 / 33%	4 / 67%			2 / 50%	2 / 50%			
Total wins all zones													
	TPE		JPN		TPE		JPN		TPE		JPN		
	8 / 40%		12 / 60%										

TOTAL



Total wins / game	TPE	JPN	TPE	JPN	TPE	JPN	Total wins all zones	
	Def. zone	Att. zone	Neutral zone		Att. zone	Def. zone		
	7 / 29%	17 / 71%	9 / 38%	15 / 62%	3 / 43%	4 / 57%	TPE	JPN
							19 / 35%	36 / 65%

HEAD TO HEAD

JPN											
No.	10	13	14	15	18	Tot.	wins TPE	Dz	Nz	Az	
TPE	9	1 - 2	1 - 2	0 - 2	0 - 3		2 18%	0 0%	2 33%	0 0%	
	11		1 - 1	0 - 6	2 - 6	0 - 1	3 18%	1 10%	2 29%		
	28			0 - 1			0 0%	0 0%			
	61	4 - 3	3 - 4	2 - 1	4 - 2		13 57%	5 71%	5 45%	3 60%	
	63				0 - 1		0 0%	0 0%			
	97	1 - 0		0 - 1			1 50%	1 100%		0 0%	
Tot.		11	12	13	18	1	55	19 35%	7 29%	9 38%	3 43%
wins JPN		5 45%	7 58%	11 85%	12 67%	1 100%	36 65%				
Dz		1 50%	1 50%	1 100%	1 50%		4 57%				
Nz		2 40%	4 67%	4 80%	5 63%		15 62%				
Az		2 50%	2 50%	6 86%	6 75%	1 100%	17 71%				

Legend:

Az Attacking zone Dz Defending zone No. Jersey number Nz Neutral zone Tot. Total face-offs played



Game Roster

比赛名单

THA - KAZ

Referees

KANG Tae Woo (KOR) , LIU Jiaqi (CHN)

Linespersons

HUNG Chi-Lun (TPE) , ZHU Jialin (CHN)

Goalkeepers

Team: THA

No.	Name	GP	MIP	GA	SVS	SOG	SVS%	GAA
1	KLEINESCHAY Benjamin	0	00:00	0	0	0	0.00	0.00
20	VOLLENWEIDER Dominik	0	00:00	0	0	0	0.00	0.00
25	McALEAR James Na Phikul	0	00:00	0	0	0	0.00	0.00

Team Roster

Team: THA (Blue)

No.	Pos.	Name	GP	G	A	PTS	PIM	+/-
1	GK	KLEINESCHAY Benjamin	0	0	0	0	0	
4	F	SUKWIBOON Rakchai	0	0	0	0	0	0
5	D	KINDBORN Ken	0	0	0	0	0	0
6	F	SUTIVIJITHO Nakrit	0	0	0	0	0	0
7	F	HONGSWADHI Pann	0	0	0	0	0	0
8	D	PHASUKKIJWATANA Punn	0	0	0	0	0	0
10	F	KHUNRAJ Athit	0	0	0	0	0	0
11	F	FORSTNER Patrick	0	0	0	0	0	0
12	D	WATTHANA Sarawut	0	0	0	0	0	0
13	F	LAMPSON Nicholas Charles	0	0	0	0	0	0
14	D	PHASOOKWONG Sarawut	0	0	0	0	0	0
15	F	SAKCHAICHAROENKUL Thanachai	0	0	0	0	0	0
16	D	VATANAPANYAKUL Araya	0	0	0	0	0	0
17	F	LUCKANATINAKORN Nathaphat	0	0	0	0	0	0
18	F	LIMPINPHET Chanokchon	0	0	0	0	0	0
19	F	PHUANGROT Thatsanai	0	0	0	0	0	0
20	GK	VOLLENWEIDER Dominik	0	0	0	0	0	
22	D	YANNAKORNTANAPUNT Natchayatorn	0	0	0	0	0	0
23	D	TAWON Satira	0	0	0	0	0	0
25	GK	McALEAR James Na Phikul	0	0	0	0	0	
28	F	AAROLA Kim	0	0	0	0	0	0
61	F	ISAKSSON Jan	0	0	0	0	0	0

Head Coach: COOK Casey

Team: KAZ

No.	Name	GP	MIP	GA	SVS	SOG	SVS%	GAA
1	AMIRBEKOV Jelal-Ad-Din	0	00:00	0	0	0	0.00	0.00
20	SHUTOV Andrey	0	00:00	0	0	0	0.00	0.00
30	PAVLENKO Maxim	0	00:00	0	0	0	0.00	0.00

Team: KAZ (White)

No.	Pos.	Name	GP	G	A	PTS	PIM	+/-
1	GK	AMIRBEKOV Jelal-Ad-Din	0	0	0	0	0	
2	D	BREUS Dmitry	0	0	0	0	0	0
3	D	GAITAMIROV Tamirlan	0	0	0	0	0	0
6	F	BUYALSKIY Andrey	0	0	0	0	0	0
7	D	DANIYAR Samat	0	0	0	0	0	0
8	F	OSPA NOV Ruslan	0	0	0	0	0	0
9	D	BUTENKO Danil	0	0	0	0	0	0
14	F	OMIRBEKOV Alikhan	0	0	0	0	0	0
15	D	KOROLYOV Artyom	0	0	0	0	0	0
16	F	BORISSEVICH Alexandr	0	0	0	0	0	0
17	F	STARCHENKO Roman	0	0	0	0	0	0
18	F	RYMAREV Yevgeniy	0	0	0	0	0	0
19	F	GRENTS Dmitry	0	0	0	0	0	0
20	GK	SHUTOV Andrey	0	0	0	0	0	
21	F	KOLESNIKOV Vyacheslav	0	0	0	0	0	0
22	F	PANYUKOV Kirill	0	0	0	0	0	0
23	F	CHAPOROV Denis	0	0	0	0	0	0
24	F	SAVITSKIY Kirill	0	0	0	0	0	0
25	D	STEPANENKO Ivan	0	0	0	0	0	0
26	D	MIKHAILOV Eduard	0	0	0	0	0	0
27	F	LIKHOTNIKOV Artem	0	0	0	0	0	0
28	D	BEKETAYEV Adil	0	0	0	0	0	0
30	GK	PAVLENKO Maxim	0	0	0	0	0	

Head Coach: BOLYAKIN Oleg

Legend:

+/ -	Plus/minus net	A	Assists	D	Defender	F	Forward
G	Goals	GA	Goals against	GAA	Goals against as average per 60 minutes	GK	Goalkeeper
GP	Games played	MIP	Minutes and seconds played	No.	Jersey number	PIM	Penalties in minutes
Pos.	Position	PTS	Points	SOG	Shots on goal	SVS	Saves
SVS%	Saves in percentage						



Line-Ups 阵容

REVISED
4 FEB 15:36

THA - KAZ

Referees

KANG Tae Woo (KOR), LIU Jiaqi (CHN)

Linespersons

HUNG Chi-Lun (TPE), ZHU Jialin (CHN)

Goalkeepers

Team: THA

No.	Name
1	KLEINESCHAY Benjamin
20	VOLLENWEIDER Dominik

Team Line-ups

Team: THA (Blue)

No.	Pos.	Name
5	D	KINDBORN Ken +C
14	D	PHASOOKWONG Sarawut
13	F	LAMPSON Nicholas Charles +A
19	F	PHUANGROT Thatsanai
28	F	AAROLA Kim +A
12	D	WATTTHANA Sarawut
22	D	YANNAKORNTHANAPUNT Natchayatorn
11	F	FORSTNER Patrick
18	F	LIMPINPHET Chanokchon
61	F	ISAKSSON Jan
16	D	VATANAPANYAKUL Araya
24	D	TAWON Satira
4	F	SUKWIBOON Rakchai
10	F	KHUNRAJ Athit
17	F	LUKANATINAKORN Nathaphat
8	D	PHASUKKIJWATANA Punn
6	F	SUTIVIJITHO Nakrit
7	F	HONGSWADHI Pann
15	F	SAKCHAICHAROENKUL Thanachai

Head Coach: COOK Casey

NOT DRESSED:

25 GK McALEAR James Na Phikul

Team: KAZ

No.	Name
20	SHUTOV Andrey
30	PAVLENKO Maxim

Team: KAZ (White)

No.	Pos.	Name
7	D	DANIYAR Samat
28	D	BEKETAYEV Adil +A
14	F	OMIRBEKOV Alikhan
17	F	STARCHENKO Roman +C
18	F	RYMAREV Yevgeniy +A
2	D	BREUS Dmitriy
3	D	GAITAMIROV Tamirlan
19	F	GRENTS Dmitriy
22	F	PANYUKOV Kirill
24	F	SAVITSKIY Kirill
25	D	STEPANENKO Ivan
26	D	MIKHAILOV Eduard
6	F	BUYALSKIY Andrey
21	F	KOLESNIKOV Vyacheslav
27	F	LIKHOTNIKOV Artem
9	D	BUTENKO Danil
15	D	KOROLYOV Artyom
8	F	OSPA NOV Ruslan
16	F	BORISSEVICH Alexandr
23	F	CHAPOROV Denis

Head Coach: BOLYAKIN Oleg

NOT DRESSED:

1 GK AMIRBEKOV Jelal-Ad-Din

Legend:

+A Alternate Captain +C Captain D Defender F Forward
No. Jersey number Pos. Position

REVISED

Revised to change jersey number of Team THA player #23 TAWON Satira to #24.

Timing & Results provided by BORNAN

Graphical Line-ups

阵容图

THA - KAZ

Referees

KANG Tae Woo (KOR) , LIU Jiaqi (CHN)

Linespersons

HUNG Chi-Lun (TPE) , ZHU Jialin (CHN)

Team: THA - Thailand (Blue)

Head Coach: COOK Casey

S1 1 KLEINESCHAY Benjamin		
20 VOLLENWEIDER Dominik		
S5 19 PHUANGROT Thatsanai	S6 28 AAROLA Kim +A	S4 13 LAMPSON Nicholas Charles +A
S2 5 KINDBORN Ken +C	S3 14 PHASOOKWONG Sarawut	
61 ISAKSSON Jan	11 FORSTNER Patrick	18 LIMPINPHET Chanokchon
12 WATTANA Sarawut		22 YANNAKORNTHANAPUNT Natchayatorn
4 SUKWIBOON Rakchai	10 KHUNRAJ Athit	17 LUCKANATINAKORN Nathaphat
24 TAWON Satira		16 VATANAPANYAKUL Araya
15 SAKCHAICHAROENKUL Thanachai	6 SUTIVIJITHO Nakrit	7 HONGSWADHI Pann
8 PHASUKKIJWATANA Punn		

Team: KAZ - Kazakhstan (White)

Head Coach: BOLYAKIN Oleg

S1 20 SHUTOV Andrey		
30 PAVLENKO Maxim		
S5 17 STARCHENKO Roman +C	S4 14 OMIRBEKOV Alikhan	S6 18 RYMAREV Yevgeniy +A
S2 7 DANIYAR Samat	S3 28 BEKETAYEV Adil +A	
24 SAVITSKIY Kirill	19 GRENTS Dmitriy	22 PANYUKOV Kirill
2 BREUS Dmitriy		3 GAITAMIROV Tamirlan
21 KOLESNIKOV Vyacheslav	27 LIKHOTNIKOV Artem	6 BUYALSKIY Andrey
25 STEPANENKO Ivan		26 MIKHAILOV Eduard
23 CHAPOROV Denis	16 BORISSEVICH Alexandr	8 OSPANOV Ruslan
15 KOROLYOV Artyom		9 BUTENKO Danil

Legend:

+A Alternate Captain

+C Captain

Sn

Starting position

Timing & Results provided by BORNAN



Game Summary
比赛总结

THA - KAZ 0 - 12 (0 - 4 , 0 - 2 , 0 - 6)

Spectators	Referees	Linespersons
1634	KANG Tae Woo (KOR) , LIU Jiaqi (CHN)	HUNG Chi-Lun (TPE) , ZHU Jialin (CHN)

Team Statistics

Period	Score	SVS	SOG	PIM	TPP	PPG	SHG
1	0 : 4	19 : 1	1 : 23	2 : 0	00:00 : 02:00	0 : 0	0 : 0
2	0 : 2	18 : 1	1 : 20	0 : 0	00:00 : 00:00	0 : 0	0 : 0
3	0 : 6	17 : 2	2 : 23	2 : 2	02:00 : 00:05	0 : 1	0 : 1
Total	0 : 12	54 : 4	4 : 66	4 : 2	02:00 : 02:05	0 : 1	0 : 1

1st Period

Action	Time	ET/Res	Team	Type	No.	Name	(G)	Name of Assistant(s) / Action Description
GK	00:00		THA		1	KLEINESCHAY B		- Goalkeeper in
GK	00:00		KAZ		20	SHUTOV Andrey		- Goalkeeper in
Penalty	07:31	09:31	THA	2 min.	14	PHASOOKWONG S		- Holding an opponent
Goal	10:58	0 : 1	KAZ	EQ	21	KOLESNIKOV V	(1)	6 BUYALSKIY Andrey On Ice 27 LIKHOTNIKOV Artem KAZ 20 6 21 25 26 27
Goal	11:33	0 : 2	KAZ	EQ	17	STARCHENKO Roman	(1)	18 RYMAREV Yevgeniy On Ice 14 OMIRBEKOV Alikhan KAZ 20 7 14 17 18 28
Goal	13:04	0 : 3	KAZ	EQ	8	OSPA NOV Ruslan	(1)	15 KOROLYOV Artyom On Ice KAZ 20 8 9 15 16 23
Goal	13:25	0 : 4	KAZ	EQ	25	STEPANENKO Ivan	(1)	21 KOLESNIKOV V On Ice 27 LIKHOTNIKOV Artem KAZ 20 6 21 25 26 27

2nd Period

Action	Time	ET/Res	Team	Type	No.	Name	(G)	Name of Assistant(s) / Action Description
Goal	33:12	0 : 5	KAZ	EQ	14	OMIRBEKOV Alikhan	(1)	28 BEKETAYEV Adil On Ice 7 DANIYAR Samat KAZ 20 7 14 17 18 28
Goal	36:04	0 : 6	KAZ	EQ	28	BEKETAYEV Adil	(1)	7 DANIYAR Samat On Ice 17 STARCHENKO Roman KAZ 20 7 14 17 18 28

3rd Period

Action	Time	ET/Res	Team	Type	No.	Name	(G)	Name of Assistant(s) / Action Description
Penalty	40:22	40:27	THA	2 min.	13	LAMPSON NC		- Tripping
Goal	40:27	0 : 7	KAZ	PP1	18	RYMAREV Yevgeniy	(1)	22 PANYUKOV Kirill On Ice 14 OMIRBEKOV Alikhan KAZ 20 14 17 18 22 28
Goal	44:53	0 : 8	KAZ	EQ	6	BUYALSKIY Andrey	(1)	25 STEPANENKO Ivan On Ice 27 LIKHOTNIKOV Artem KAZ 20 6 21 25 26 27
Penalty	46:13	48:13	KAZ	2 min.	23	CHAPOROV Denis		- Hooking
Goal	46:51	0 : 9	KAZ	SH1	27	LIKHOTNIKOV Artem	(1)	24 SAVITSKIY Kirill On Ice 28 BEKETAYEV Adil KAZ 20 2 3 24 27
Goal	49:25	0 : 10	KAZ	EQ	28	BEKETAYEV Adil	(2)	17 STARCHENKO On Ice Roman KAZ 20 7 14 17 18 28
Time-out	49:25		THA					7 DANIYAR Samat
Goal	54:31	0 : 11	KAZ	EQ	3	GAITAMIROV T	(1)	22 PANYUKOV Kirill On Ice 2 BREUS Dmitriy KAZ 20 2 3 19 22 24
Goal	59:15	0 : 12	KAZ	EQ	27	LIKHOTNIKOV Artem	(2)	25 STEPANENKO Ivan On Ice 6 BUYALSKIY Andrey KAZ 20 6 21 25 26 27
GK	60:00		THA					1 KLEINESCHAY B - Goalkeeper out
GK	60:00		KAZ					20 SHUTOV Andrey - Goalkeeper out



Goalkeeper Records

Team : THA - Thailand

No.	Name	SOG	SVS	MIP
1	KLEINESCHAY Benjamin	66	54	60:00
20	VOLLENWEIDER Dominik			

Team : KAZ - Kazakhstan

No.	Name	SOG	SVS	MIP
20	SHUTOV Andrey	4	4	60:00
30	PAVLENKO Maxim			

Game Statistics

Team : THA (Blue)

Head Coach : COOK Casey

Head Coach : COOK Casey										Shots on Goal					Time on Ice								
No.	Pos.	Name	G	A	P	PIM	FO+	FO-	FO+/-	FO%	1	2	3	OT	TS	+/-	1	2	3	OT	TOT	SHF	AVG
5	D	KINDBORN Ken +C	0	0	0	0	0	0	0	0.00	0	0	0		0	-10	11:18	11:46	12:00		35:04	28	1:15
13	F	LAMPSON Nicholas Charles +A	0	0	0	2	0	1	-1	0.00	0	0	0		0	-7	12:48	11:04	11:22		35:14	27	1:18
14	D	PHASOOKWONG Sarawut	0	0	0	2	0	0	0	0.00	0	0	1		1	-7	9:23	10:15	9:09		28:47	29	0:59
19	F	PHUANGROT Thatsanai	0	0	0	0	2	6	-4	25.00	0	0	0		0	-3	11:14	11:22	9:26		32:02	32	1:00
28	F	AAROLA Kim +A	0	0	0	0	16	13	3	55.17	0	0	1		1	-6	9:12	10:38	10:57		30:47	30	1:01
11	F	FORSTNER Patrick	0	0	0	0	4	13	-9	23.53	0	0	0		0	-3	7:44	7:54	9:08		24:46	28	0:53
12	D	WATTHANA Sarawut	0	0	0	0	0	0	0	0.00	0	0	0		0	-2	9:15	5:36	6:12		21:03	22	0:57
18	F	LIMPINPHET Chanokchon	0	0	0	0	0	0	0	0.00	0	0	0		0	-3	6:06	7:55	1:15		15:16	20	0:45
22	D	YANNAKORNTHANAPUNT Natchayatorn	0	0	0	0	0	0	0	0.00	0	0	0		0	-1	7:34	9:51	7:26		24:51	22	1:07
61	F	ISAKSSON Jan	0	0	0	0	0	0	0	0.00	1	1	0		2	-5	7:52	7:52	8:38		24:22	28	0:52
4	F	SUKWIBOON Rakchai	0	0	0	0	0	0	0	0.00	0	0	0		0	-5	1:40	2:16	4:34		8:30	12	0:42
10	F	KHUNRAJ Athit	0	0	0	0	0	0	0	0.00	0	0	0		0	-2	0:00	0:00	1:52		1:52	3	0:37
16	D	VATANAPANYAKUL Araya	0	0	0	0	0	0	0	0.00	0	0	0		0	0	2:26	1:03	1:11		4:40	4	1:10
17	F	LUCKANATINAKORN Nathaphat	0	0	0	0	0	0	0	0.00	0	0	0		0	0	0:56	0:59	4:36		6:31	8	0:48
24	D	TAWON Satira	0	0	0	0	0	0	0	0.00	0	0	0		0	-1	0:32	1:29	1:27		3:28	4	0:52
6	F	SUTIVIJITHO Nakrit	0	0	0	0	0	0	0	0.00	0	0	0		0	0	0:00	0:00	0:00		0:00	0	0:00
7	F	HONGSWADHI Pann	0	0	0	0	0	0	0	0.00	0	0	0		0	0	0:00	0:00	0:00		0:00	0	0:00
8	D	PHASUKKIJWATANA Punn	0	0	0	0	0	0	0	0.00	0	0	0		0	0	0:00	0:00	0:42		0:42	1	0:42
15	F	SAKCHAICHAROENKUL Thanachai	0	0	0	0	0	0	0	0.00	0	0	0		0	0	0:00	0:00	0:00		0:00	0	0:00
1	GK	KLEINESCHAY Benjamin	0	0	0	0					0	0	0		0								
20	GK	VOLLENWEIDER Dominik	0	0	0	0					0	0	0		0								
Total			0	0	0	4	22	33	-11	40.00	1	1	2		4								

Team : KAZ (White)

Head Coach : BOLYAKIN Oleg

Head Coach : BOLYAKIN Oleg										Shots on Goal					Time on Ice								
No.	Pos.	Name	G	A	P	PIM	FO+	FO-	FO+/-	FO%	1	2	3	OT	TS	+/-	1	2	3	OT	TOT	SHF	AVG
7	D	DANIYAR Samat	0	3	3	0	0	0	0	0.00	0	2	2		4	+4	5:06	6:29	5:38		17:13	21	0:49
14	F	OMIRBEKOV Alikhan	1	2	3	0	12	5	7	70.59	3	2	0		5	+4	5:30	6:13	5:37		17:20	21	0:49
17	F	STARCHENKO Roman +C	1	2	3	0	0	0	0	0.00	2	1	0		3	+4	4:35	6:07	5:27		16:09	19	0:51
18	F	RYMAREV Yevgeniy +A	1	1	2	0	0	0	0	0.00	1	0	2		3	+4	5:18	6:18	5:17		16:53	20	0:50
28	D	BEKETAYEV Adil +A	2	2	4	0	0	0	0	0.00	0	2	1		3	+4	5:09	5:42	5:45		16:36	20	0:49
2	D	BREUS Dmitriy	0	1	1	0	0	0	0	0.00	1	1	0		2	+2	6:15	3:44	4:16		14:15	17	0:50
3	D	GAITAMIROV Tamirlan	1	0	1	0	0	0	0	0.00	2	1	4		7	+2	5:47	5:15	4:38		15:40	19	0:49
19	F	GRENTS Dmitriy	0	0	0	0	9	8	1	52.94	2	0	0		2	+1	6:52	5:30	3:44		16:06	20	0:48
22	F	PANYUKOV Kirill	0	2	2	0	0	0	0	0.00	1	3	0		4	+1	6:17	5:44	3:25		15:26	19	0:48
24	F	SAVITSKIY Kirill	0	1	1	0	0	0	0	0.00	2	0	1		3	+2	6:33	6:10	4:52		17:35	20	0:52
6	F	BUYALSKIY Andrey	1	2	3	0	0	0	0	0.00	1	0	2		3	+4	4:06	4:15	3:45		12:06	18	0:40
21	F	KOLESNIKOV Vyacheslav	1	1	2	0	0	0	0	0.00	1	4	2		7	+4	5:51	3:57	4:08		13:56	20	0:41
25	D	STEPANENKO Ivan	1	2	3	0	0	0	0	0.00	1	1	1		3	+4	3:43	4:42	4:05		12:30	18	0:41
26	D	MIKHAILOV Eduard	0	0	0	0	0	0	0	0.00	0	0	0		0	+4	3:42	3:58	4:19		11:59	18	0:39
27	F	LIKHOTNIKOV Artem	2	3	5	0	8	3	5	72.73	2	1	4		7	+5	4:10	4:03	5:00		13:13	19	0:41
8	F	OSPA NOV Ruslan	1	0	1	0	0	0	0	0.00	1	0	0		1	+1	3:51	3:30	5:33		12:54	19	0:40
9	D	BUTENKO Danil	0	0	0	0	0	0	0	0.00	0	1	1		2	+1	3:41	5:20	5:25		14:26	20	0:43
15	D	KOROLYOV Artyom	0	1	1	0	0	0	0	0.00	1	1	1		3	+1	4:40	5:01	5:42		15:23	19	0:48
16	F	BORISSEVICH Alexandr	0	0	0	0	4	3	1	57.14	1	0	2		3	+1	4:34	4:15	5:46		14:35	19	0:46
23	F	CHAPOROV Denis	0	0	0	2	0	3	-3	0.00	1	0	0		1	+1	4:50	3:47	5:39		14:16	18	0:47



TUE 4 FEB 2025
Start Time 16:00
End Time 18:01

Men
男子

Preliminary round - Group A, Game 6
小组赛轮次 - A 组, 比赛 6



Head Coach : BOLYAKIN Oleg										Shots on Goal					Time on Ice									
No.	Pos.	Name	G	A	P	PIM	FO+	FO-	FO+/-	FO%	1	2	3	OT	TS	+/-	1	2	3	OT	TOT	SHF	AVG	
20	GK	SHUTOV Andrey	0	0	0	0					0	0	0		0									
30	GK	PAVLENKO Maxim	0	0	0	0					0	0	0		0									
Total			12	23	35	2	33	22	11	60.00	23	20	23		66									

Group A

R	Team	GP	W	OTW	OTL	L	GDF	GF : GA	PTS
1	JPN	1	1	0	0	0	+15	15 : 0	3
2	KAZ	1	1	0	0	0	+12	12 : 0	3
3	THA	1	0	0	0	1	-12	0 : 12	0
4	TPE	1	0	0	0	1	-15	0 : 15	0
-	KOR	0							
-	CHN	0							

	CHN	JPN	KAZ	KOR	THA	TPE
CHN	*****	MON 10 FEB 20:00	WED 05 FEB 20:00	TUE 04 FEB 20:00	FRI 07 FEB 12:30	SAT 08 FEB 20:00
JPN	MON 10 FEB 20:00	*****	SAT 08 FEB 12:00	FRI 07 FEB 12:30	WED 05 FEB 12:00	15:0
KAZ	WED 05 FEB 20:00	SAT 08 FEB 12:00	*****	MON 10 FEB 12:00	12:0	FRI 07 FEB 09:00
KOR	TUE 04 FEB 20:00	FRI 07 FEB 12:30	MON 10 FEB 12:00	*****	SAT 08 FEB 16:00	WED 05 FEB 16:00
THA	FRI 07 FEB 12:30	WED 05 FEB 12:00	0:12	SAT 08 FEB 16:00	*****	MON 10 FEB 16:00
TPE	SAT 08 FEB 20:00	0:15	FRI 07 FEB 09:00	WED 05 FEB 16:00	MON 10 FEB 16:00	*****

Legend:

(G)	Goals in tournament	*	Does not count for Plus/minus	+/-	Plus/minus net	+A	Alternate Captain
+C	Captain	A	Assists	AVG	Average time on ice / shift	D	Defender
EQ	Equal strength	ET/Res	Penalty end time/Result of game	F	Forward	FO%	Face-offs won as percentage
FO+	Face-offs won	FO-	Face-offs lost	FO+/-	Face-offs net	G	Goals
GA	Goals against	GDF	Goal difference	GF	Goals for	GK	Goalkeeper
GP	Games played	L	Losses	MIP	Minutes in play (GK)	No.	Jersey number
OT	Overtime	OTL	Overtime losses	OTW	Overtime wins	P	Points
PIM	Penalties in minutes	Pos.	Position	PP1	Power play - 1 player	PPG	Power play goals
PTS	Points	R	Rank	SH1	Shorthanded - 1 player	SHF	Number of shifts
SHG	Shorthanded goals	SOG	Shots on goal	SVS	Saves	TOT	Total
TPP	Time on power play	TS	Total shots	W	Wins		




Shot Chart

射门表

THA - KAZ

Shots by KAZ

Goals (o): 4 SSG (+): 19
SSP (<): 7 SPG (-): 7



GK 1 of THA



1st Period

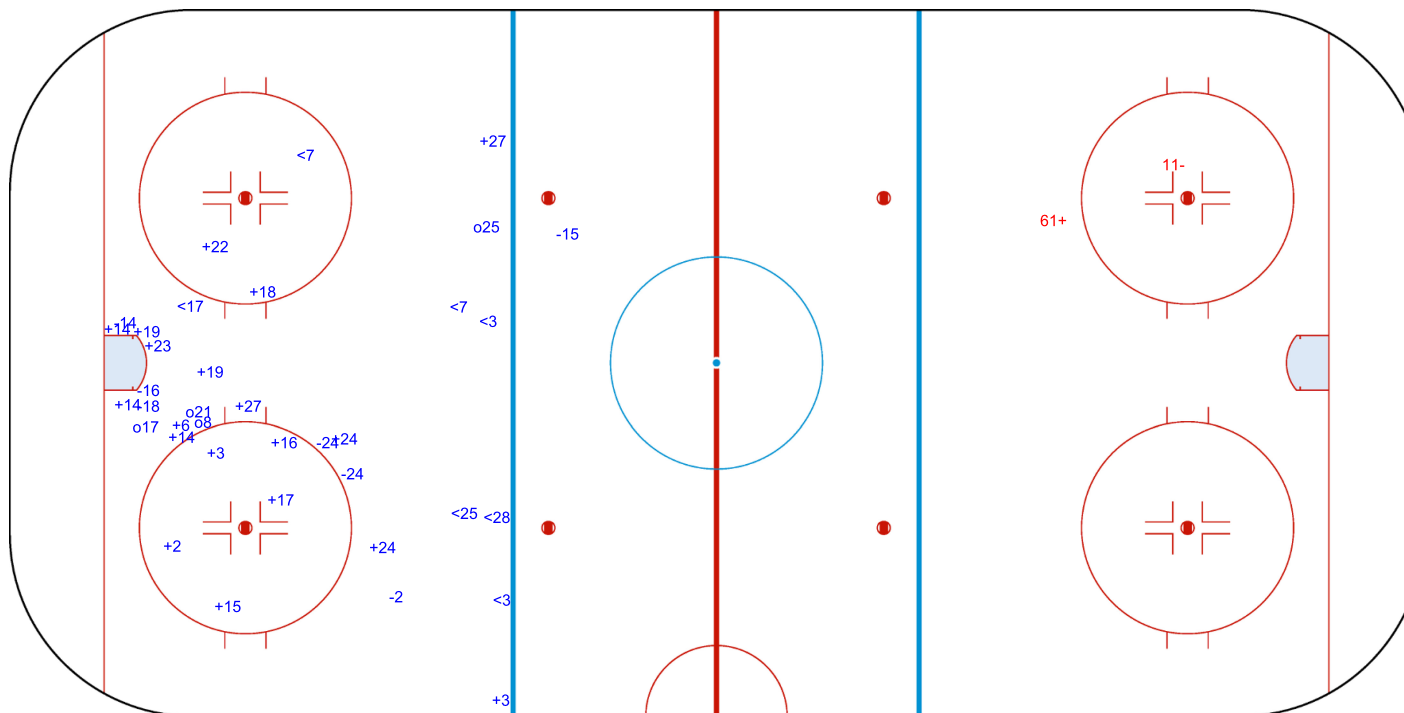



Shots by THA

Goals (o): 0 SSG (+): 1
SSP (>): 0 SPG (-): 1



GK 20 of KAZ





TUE 4 FEB 2025
Start Time 16:00

Ice Hockey
冰球

Men
男子

Preliminary round - Group A, Game 6
小组赛轮次 - A 组, 比赛 6



Goals (o): 0	SSG (+): 1
SSP (<): 3	SPG (-): 1

GK 20 of KAZ

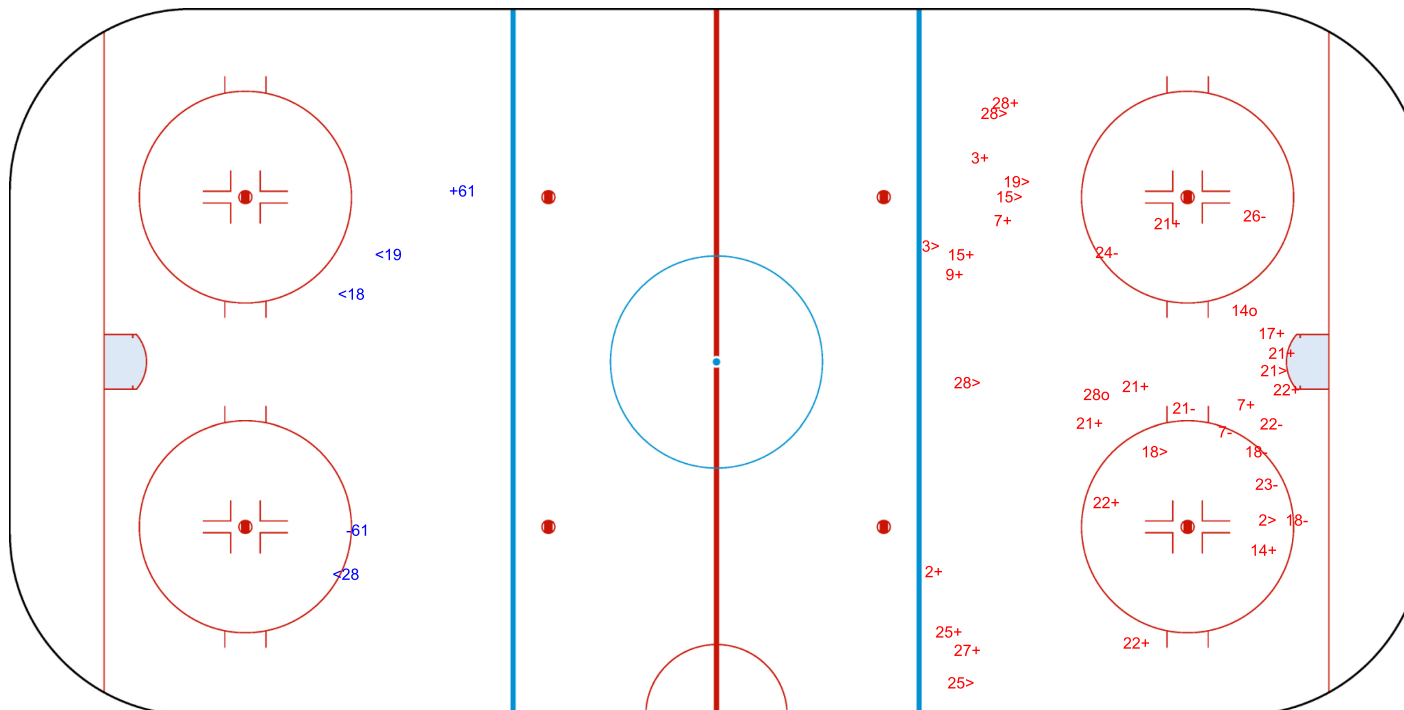


2nd Period

THA

Goals (o): 2	SOG (+): 18
SSP (>): 9	SPG (-): 8

GK 1 of THA

Timing & Results provided by **BORNAN**

Report Created TUE 4 FEB 2025 18:02

BORNAN
SPORTS TECHNOLOGY




Shots by KAZ

Goals (o): 6

SSP (<): 4

SSG (+): 17

SPG (-): 11

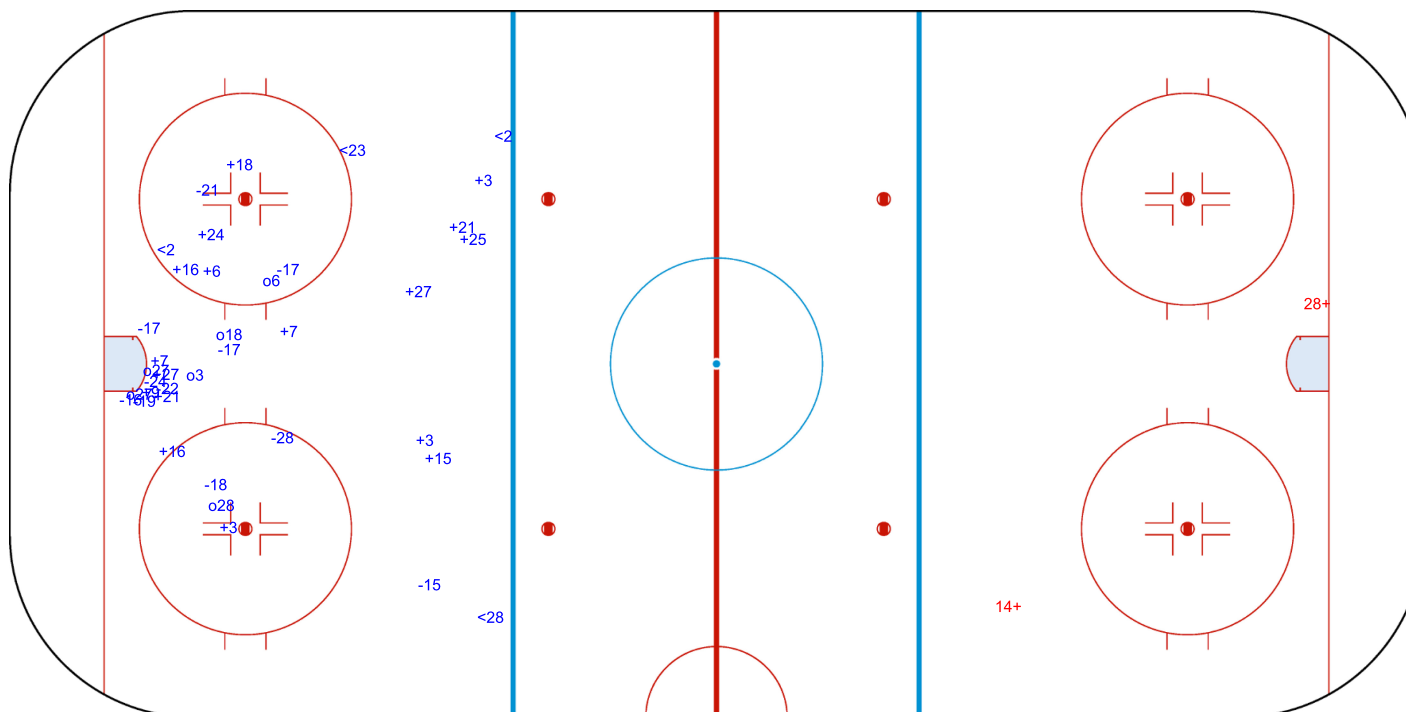


GK 1 of THA

THA

3rd Period

KAZ




Shots by THA

Goals (o): 0

SSP (>): 0

SSG (+): 2

SPG (-): 0



GK 20 of KAZ

Legend:

GK	Goalkeeper
-----------	------------

SPG

Shots past goal

SSG

Shots saved by goalkeeper

SSP

Shots saved by player

Timing & Results provided by **BORNAN**

Report Created TUE 4 FEB 2025 18:02

BORNAN
SPORTS TECHNOLOGY

Face-off Chart

争球表

THA - KAZ

1st PERIOD

Total wins / period	THA	KAZ	THA	KAZ	THA	KAZ	Total wins all zones	
	Def. zone	Att. zone	Neutral zone		Att. zone	Def. zone		
	- 28	+ 19	+ 28	- 14	- 19	+ 27		
	+ 28	- 19	- 13	+ 14				
	- 28	+ 19	+ 11	- 19				
	+ 28	- 19	- 19	+ 27				
	+ 28	- 19	- 28	+ 14				
	- 19	+ 14						
	+ 19	- 14						
	- 11	+ 19						
- 19	+ 14							
	4 / 44%	5 / 56%	2 / 40%	3 / 60%	0 / 0%	1 / 100%	THA	KAZ
	6 / 40%						6 / 40%	9 / 60%

2nd PERIOD

Total wins / period	THA	KAZ	THA	KAZ	THA	KAZ	Total wins all zones	
	Def. zone	Att. zone	Neutral zone		Att. zone	Def. zone		
	+ 28	- 19	+ 28	- 14	- 28	+ 19		
	- 11	+ 27	+ 28	- 16	- 28	+ 14		
	+ 11	- 14	+ 28	- 19				
	+ 28	- 19	- 28	+ 14				
	- 28	+ 27						
	+ 28	- 23						
	- 19	+ 19						
	- 11	+ 14						
- 28	+ 27							
- 28	+ 27							
+ 11	- 23							
- 11	+ 14							
- 11	+ 16							
- 11	+ 16							
	5 / 36%	9 / 64%	3 / 75%	1 / 25%	0 / 0%	2 / 100%	THA	KAZ
	8 / 40%						8 / 40%	12 / 60%

3rd PERIOD

Total wins / period	THA	KAZ	THA	KAZ	THA	KAZ	Total wins all zones	
	Def. zone	Att. zone	Neutral zone		Att. zone	Def. zone		
	- 28	+ 14	- 28	+ 14	- 28	+ 14		
	- 11	+ 19	- 11	+ 19	+ 28	- 27		
	+ 28	- 27	+ 11	- 27				
	+ 28	- 19	- 28	+ 19				
	- 11	+ 27	- 19	+ 16				
	+ 28	- 16	+ 28	- 14				
	+ 19	- 16	- 11	+ 27				
	- 11	+ 19	- 11	+ 16				
- 11	+ 14							
+ 28	- 23							
	5 / 50%	5 / 50%	2 / 25%	6 / 75%	1 / 50%	1 / 50%	THA	KAZ
	8 / 40%						8 / 40%	12 / 60%

TOTAL

Total wins / game	THA	KAZ	THA	KAZ	THA	KAZ	Total wins all zones	
	Def. zone	Att. zone	Neutral zone		Att. zone	Def. zone		
	14 / 42%	19 / 58%	7 / 41%	10 / 59%	1 / 20%	4 / 80%	THA	KAZ
							22 / 40%	33 / 60%

HEAD TO HEAD

		KAZ									
	No.	14	16	19	23	27	Tot.	wins THA	Dz	Nz	Az
THA	11	1 - 3	0 - 3	1 - 4	1 - 0	1 - 3	17	4 24%	2 17%	2 40%	
	13	0 - 1					1	0 0%		0 0%	
	19	1 - 2	1 - 1	0 - 1		0 - 2	8	2 25%	2 40%	0 0%	0 0%
	28	3 - 6	2 - 0	7 - 4	2 - 0	2 - 3	29	16 55%	10 63%	5 56%	1 25%
	Tot.	17	7	17	3	11	55	22 40%	14 42%	7 41%	1 20%
	wins KAZ	12 71%	4 57%	9 53%	0 0%	8 73%	33 60%				
	Dz	2 100%		1 100%		1 50%	4 80%				
	Nz	4 57%	2 67%	2 50%		2 67%	10 59%				
	Az	6 75%	2 50%	6 50%	0 0%	5 83%	19 58%				

Legend:

Az Attacking zone Dz Defending zone No. Jersey number Nz Neutral zone Tot. Total face-offs played



Game Roster

比赛名单

CHN - KOR

Referees

BORYAYEV Anton (KAZ) , CHUBENKO Konstantin (KAZ)

Linespersons

ISKAKOV Timur (KAZ) , MASHENKIN Vladislav (KAZ)

Goalkeepers

Team: CHN

No.	Name	GP	MIP	GA	SVS	SOG	SVS%	GAA
31	CHEN Shifeng	0	00:00	0	0	0	0.00	0.00
32	SUN Zehao	0	00:00	0	0	0	0.00	0.00
79	HU Haoran	0	00:00	0	0	0	0.00	0.00

Team Roster

Team: CHN (Red)

No.	Pos.	Name	GP	G	A	PTS	PIM	+/-
4	D	XU Lang	0	0	0	0	0	0
6	D	CHEN Zimeng	0	0	0	0	0	0
7	D	ZONG Hanming	0	0	0	0	0	0
8	F	ZUO Tianyou	0	0	0	0	0	0
11	D	ZHANG Pengfei	0	0	0	0	0	0
12	F	YU Jilong	0	0	0	0	0	0
16	D	ZHANG Jiaqi	0	0	0	0	0	0
17	F	GUO Jianing	0	0	0	0	0	0
23	F	LI Zhihao	0	0	0	0	0	0
24	F	CHEN Kailin	0	0	0	0	0	0
25	F	LIU Zihao	0	0	0	0	0	0
31	GK	CHEN Shifeng	0	0	0	0	0	0
32	GK	SUN Zehao	0	0	0	0	0	0
41	D	HAN Yuhang	0	0	0	0	0	0
56	F	ZHANG Zesen	0	0	0	0	0	0
71	F	ZHENG Mingju	0	0	0	0	0	0
73	D	FU Rao	0	0	0	0	0	0
79	GK	HU Haoran	0	0	0	0	0	0
88	F	YAN Juncheng	0	0	0	0	0	0
91	F	WANG Jing	0	0	0	0	0	0
92	F	HOU Yuyang	0	0	0	0	0	0
93	F	LI Mingshenhao	0	0	0	0	0	0
97	F	ZHUANG Xinyu	0	0	0	0	0	0

Head Coach: PEARN Perry Douglas

Team: KOR

No.	Name	GP	MIP	GA	SVS	SOG	SVS%	GAA
31	HA Jung Ho	0	00:00	0	0	0	0.00	0.00
32	LEE Yeonseung	0	00:00	0	0	0	0.00	0.00

Team: KOR (White)

No.	Pos.	Name	GP	G	A	PTS	PIM	+/-
3	D	LEE Seungjae	0	0	0	0	0	0
5	D	KIM Wonjun	0	0	0	0	0	0
6	D	OH In-Gyo	0	0	0	0	0	0
11	F	KIM Sangyeob	0	0	0	0	0	0
13	F	KIM Sihwan	0	0	0	0	0	0
18	D	KONG Yuchan	0	0	0	0	0	0
19	F	KIM Sangwook	0	0	0	0	0	0
23	D	LEE Minjae	0	0	0	0	0	0
24	D	KIM Donghwan	0	0	0	0	0	0
27	F	AHN Jinhui	0	0	0	0	0	0
31	GK	HA Jung Ho	0	0	0	0	0	0
32	GK	LEE Yeonseung	0	0	0	0	0	0
36	F	JEON Jung Woo	0	0	0	0	0	0
58	D	NAM Heedoo	0	0	0	0	0	0
61	D	LIM Dongkyu	0	0	0	0	0	0
63	F	KWON Hyeonsu	0	0	0	0	0	0
72	F	KIM Geonwoo	0	0	0	0	0	0
77	F	LEE Chongmin	0	0	0	0	0	0
84	F	LEE Hyun Seung	0	0	0	0	0	0
88	F	LEE Mooyoung	0	0	0	0	0	0
89	F	KANG Minwan	0	0	0	0	0	0
92	F	KANG Yoon Seok	0	0	0	0	0	0

Head Coach: KIM Woo Jae

Legend:

+/-	Plus/minus net	A	Assists	D	Defender	F	Forward
G	Goals	GA	Goals against	GAA	Goals against as average per 60 minutes	GK	Goalkeeper
GP	Games played	MIP	Minutes and seconds played	No.	Jersey number	PIM	Penalties in minutes
Pos.	Position	PTS	Points	SOG	Shots on goal	SVS	Saves
SVS%	Saves in percentage						



Line-Ups 阵容

CHN - KOR

Referees

BORYAYEV Anton (KAZ),CHUBENKO Konstantin (KAZ)

Linespersons

ISKAKOV Timur (KAZ),MASHENKIN Vladislav (KAZ)

Goalkeepers

Team: CHN

No.	Name
31	CHEN Shifeng
32	SUN Zehao

Team: KOR

No.	Name
31	HA Jung Ho
32	LEE Yeonseung

Team Line-ups

Team: CHN (Red)

No.	Pos.	Name
11	D	ZHANG Pengfei
16	D	ZHANG Jiaqi +C
71	F	ZHENG Mingju
91	F	WANG Jing
92	F	HOU Yuyang
41	D	HAN Yuhang +A
17	F	GUO Jianing
23	F	LI Zhihao
56	F	ZHANG Zesen +A
88	F	YAN Juncheng
6	D	CHEN Zimeng
7	D	ZONG Hanming
8	F	ZUO Tianyou
12	F	YU Jilong
93	F	LI Mingshenhao
4	D	XU Lang
73	D	FU Rao
24	F	CHEN Kailin
25	F	LIU Zihao
97	F	ZHUANG Xinyu

Head Coach: PEARN Perry Douglas

Team: KOR (White)

No.	Pos.	Name
5	D	KIM Wonjun
58	D	NAM Heedoo
19	F	KIM Sangwook +C
27	F	AHN Jinhui +A
77	F	LEE Chongmin +A
3	D	LEE Seungjae
61	D	LIM Dongkyu
72	F	KIM Geonwoo
84	F	LEE Hyun Seung
92	F	KANG Yoon Seok
6	D	OH In-Gyo
18	D	KONG Yuchan
11	F	KIM Sangyeob
13	F	KIM Sihwan
89	F	KANG Minwan
23	D	LEE Minjae
24	D	KIM Donghwan
36	F	JEON Jung Woo
63	F	KWON Hyeonsu
88	F	LEE Mooyoung

Head Coach: KIM Woo Jae

NOT DRESSED:

79 GK HU Haoran

Legend:

+A Alternate Captain
No. Jersey number

+C Captain
Pos. Position

D Defender

F Forward

Graphical Line-ups

阵容图

CHN - KOR

Referees

BORYAYEV Anton (KAZ) , CHUBENKO Konstantin (KAZ)

Linespersons

ISKAKOV Timur (KAZ) , MASHENKIN Vladislav (KAZ)

Team: CHN - China (Red)

Head Coach: PEARN Perry Douglas

S1 31 CHEN Shifeng		
32 SUN Zehao		
71 ZHENG Mingju	91 WANG Jing	92 HOU Yuyang
S2 11 ZHANG Pengfei	S3 16 ZHANG Jiaqi +C	
S5 56 ZHANG Zesen +A	S6 88 YAN Juncheng	S4 17 GUO Jianing
23 LI Zhihao		41 HAN Yuhang +A
12 YU Jilong	8 ZUO Tianyou	93 LI Mingshenhao
7 ZONG Hanming		6 CHEN Zimeng
4 XU Lang	24 CHEN Kailin	25 LIU Zihao
73 FU Rao		
	97 ZHUANG Xinyu	

Team: KOR - Republic of Korea (White)

Head Coach: KIM Woo Jae

S1 32 LEE Yeonseung		
31 HA Jung Ho		
S6 77 LEE Chongmin +A	S4 19 KIM Sangwook +C	S5 27 AHN Jinhui +A
S3 58 NAM Heedoo	S2 5 KIM Wonjun	
92 KANG Yoon Seok	84 LEE Hyun Seung	72 KIM Geonwoo
61 LIM Dongkyu		3 LEE Seungjae
89 KANG Minwan	13 KIM Sihwan	11 KIM Sangyeob
6 OH In-Gyo		18 KONG Yuchan
63 KWON Hyeonsu	36 JEON Jung Woo	88 LEE Mooyoung
24 KIM Donghwan		23 LEE Minjae

Legend:

+A Alternate Captain

+C Captain

Sn

Starting position

Timing & Results provided by BORNAN



Game Summary 比赛总结

CHN - KOR 5 - 6 (2 - 1, 2 - 2, 1 - 2, 0 - 1)

Spectators	Referees	Linespersons
2916	BORYAYEV Anton (KAZ) , CHUBENKO Konstantin (KAZ)	ISKAKOV Timur (KAZ) , MASHENKIN Vladislav (KAZ)

Team Statistics

Period	Score	SVS	SOG	PIM	TPP	PPG	SHG
1	2 : 1	13 : 5	7 : 14	4 : 2	00:26 : 02:26	0 : 0	0 : 0
2	2 : 2	18 : 1	3 : 20	4 : 0	00:00 : 02:41	0 : 0	0 : 0
3	1 : 2	7 : 3	4 : 9	4 : 2	02:00 : 02:42	0 : 2	0 : 0
OT	0 : 1	3 : 0	0 : 4	0 : 0	00:00 : 00:00	0 : 0	0 : 0
Total	5 : 6	41 : 9	14 : 47	12 : 4	02:26 : 07:49	0 : 2	0 : 0

1st Period

Action	Time	ET/Res	Team	Type	No.	Name	(G)	Name of Assistant(s) / Action Description
GK	00:00		CHN		31	CHEN Shifeng		- Goalkeeper in
GK	00:00		KOR		32	LEE Yeonseung		- Goalkeeper in
Penalty	02:07	04:07	CHN	2 min.	4	XU Lang		- Boarding
Goal	06:32	0 : 1	KOR	EQ	77	LEE Chongmin	(1)	19 KIM Sangwook On Ice CHN 31 12 23 41 71 88 58 NAM Heedoo KOR 32 6 18 19 77 89
Goal	09:15	1 : 1	CHN	EQ	16	ZHANG Jiaqi	(1)	17 GUO Jianing On Ice CHN 31 11 16 17 56 88 11 ZHANG Pengfei KOR 32 5 19 27 58 77
Penalty	13:03	15:03	CHN	2 min.	93	LI Mingshenhao		- Interference
Penalty	13:29	15:29	KOR	2 min.	18	KONG Yuchan		- Tripping
Goal	17:36	2 : 1	CHN	EQ	88	YAN Juncheng	(1)	16 ZHANG Jiaqi On Ice CHN 31 11 16 17 56 88 56 ZHANG Zesen KOR 32 5 19 27 58 77

2nd Period

Action	Time	ET/Res	Team	Type	No.	Name	(G)	Name of Assistant(s) / Action Description
Penalty	20:17	22:17	CHN	2 min.	17	GUO Jianing		- Slashing
Penalty	20:58	22:58	CHN	2 min.	41	HAN Yuhang		- Holding an opponent
Goal	24:13	3 : 1	CHN	EQ	71	ZHENG Mingju	(1)	91 WANG Jing On Ice CHN 31 6 41 71 91 92 6 CHEN Zimeng KOR 32 3 61 72 84 92
Goal	24:43	4 : 1	CHN	EQ	17	GUO Jianing	(1)	56 ZHANG Zesen On Ice CHN 31 11 16 17 56 88 11 ZHANG Pengfei KOR 32 3 27 61 84 92
Time-out	24:43		KOR					
Goal	34:31	4 : 2	KOR	EQ	27	AHN Jinhui	(1)	77 LEE Chongmin On Ice CHN 31 6 11 71 88 92 19 KIM Sangwook KOR 32 5 19 27 58 77
Goal	36:17	4 : 3	KOR	EQ	11	KIM Sangyeob	(1)	13 KIM Sihwan On Ice CHN 31 7 8 12 73 93 5 KIM Wonjun KOR 32 5 11 13 58 89
Time-out	36:17		CHN					

3rd Period

Action	Time	ET/Res	Team	Type	No.	Name	(G)	Name of Assistant(s) / Action Description
Penalty	45:59	47:53	CHN	2 min.	7	ZONG Hanming		- Kneeing
Goal	47:53	4 : 4	KOR	PP1	11	KIM Sangyeob	(2)	18 KONG Yuchan On Ice CHN 31 6 11 91 92 * 19 KIM Sangwook KOR 32 5 6 11 18 19
Penalty	48:41	50:41	KOR	2 min.	24	KIM Donghwan		- Hooking
Goal	52:50	5 : 4	CHN	EQ	12	YU Jilong	(1)	On Ice CHN 31 7 8 12 23 93 KOR 32 6 11 13 18 89
Penalty	54:12	55:00	CHN	2 min.	93	LI Mingshenhao		- Hooking
Goal	55:00	5 : 5	KOR	PP1	77	LEE Chongmin	(2)	92 KANG Yoon Seok On Ice CHN 31 6 8 41 56 * 58 NAM Heedoo KOR 32 19 27 58 77 92

Overtime

Action	Time	ET/Res	Team	Type	No.	Name	(G)	Name of Assistant(s) / Action Description
Goal	64:15	5 : 6	KOR	EQ	19	KIM Sangwook	(1)	58 NAM Heedoo On Ice CHN 31 41 56 88 77 LEE Chongmin KOR 32 19 58 77
GK	64:15		CHN					31 CHEN Shifeng - Goalkeeper out



Action	Time	ET/Res	Team	Type	No.	Name	(G)	Name of Assistant(s)	Action Description
GK	64:15		KOR						32 LEE Yeonseung - Goalkeeper out

Goalkeeper Records

Team : CHN - China

Team : KOR - Republic of Korea

No.	Name	SOG	SVS	MIP	No.	Name	SOG	SVS	MIP
31	CHEN Shifeng	47	41	64:15	32	LEE Yeonseung	14	9	64:15
32	SUN Zehao				31	HA Jung Ho			

Game Statistics

Team : CHN (Red)																								
Head Coach : PEARN Perry Douglas										Shots on Goal						Time on Ice								
No.	Pos.	Name	G	A	P	PIM	FO+	FO-	FO+/-	FO%	1	2	3	OT	TS	+/-	1	2	3	OT	TOT	SHF	AVG	
11	D	ZHANG Pengfei	0	2	2	0	0	0	0	0.00	1	0	0	0	1	+2	7:18	9:40	7:05	1:15	25:18	36	0:42	
16	D	ZHANG Jiaqi +C	1	1	2	0	0	0	0	0.00	1	0	0	0	1	+3	8:19	8:36	8:41	1:25	27:01	37	0:43	
71	F	ZHENG Mingju	1	0	1	0	0	0	0	0.00	0	1	0	0	1	-1	6:05	5:42	6:31	0:00	18:18	19	0:57	
91	F	WANG Jing	0	1	1	0	7	9	-2	43.75	1	0	0	0	1	+1	6:47	7:16	5:58	1:27	21:28	26	0:49	
92	F	HOU Yuyang	0	0	0	0	0	0	0	0.00	1	0	0	0	1	0	7:25	6:48	6:23	1:26	22:02	26	0:50	
17	F	GUO Jianing	1	1	2	2	0	0	0	0.00	0	1	0	0	1	+3	4:24	5:13	6:15	0:46	16:38	26	0:38	
23	F	LI Zhihao	0	0	0	0	0	0	0	0.00	0	0	0	0	0	0	1:13	0:34	1:55	0:00	3:42	9	0:24	
41	D	HAN Yuhang +A	0	0	0	2	0	0	0	0.00	0	0	0	0	0	-1	7:34	7:43	8:00	1:35	24:52	37	0:40	
56	F	ZHANG Zesen +A	0	2	2	0	4	4	0	50.00	1	0	1	0	2	+2	5:49	6:20	5:40	1:58	19:47	30	0:39	
88	F	YAN Juncheng	1	0	1	0	8	6	2	57.14	1	0	0	0	1	0	5:55	7:24	6:19	2:04	21:42	30	0:43	
6	D	CHEN Zimeng	0	1	1	0	0	0	0	0.00	0	0	0	0	0	0	9:05	9:25	7:03	0:00	25:33	32	0:47	
7	D	ZONG Hanming	0	0	0	2	0	0	0	0.00	0	0	0	0	0	0	4:17	2:46	4:44	0:00	11:47	15	0:47	
8	F	ZUO Tianyou	0	0	0	0	3	7	-4	30.00	0	0	1	0	1	0	6:11	3:02	6:55	0:49	16:57	23	0:44	
12	F	YU Jilong	1	0	1	0	0	0	0	0.00	0	0	1	0	1	-1	4:32	3:12	6:18	0:00	14:02	18	0:46	
93	F	LI Mingshenhao	0	0	0	4	0	0	0	0.00	0	0	1	0	1	0	3:28	3:21	3:46	0:00	10:35	17	0:37	
4	D	XU Lang	0	0	0	2	0	0	0	0.00	0	0	0	0	0	0	1:39	2:30	1:45	0:00	5:54	10	0:35	
24	F	CHEN Kailin	0	0	0	0	4	5	-1	44.44	0	1	0	0	1	0	1:55	2:25	1:43	0:00	6:03	10	0:36	
25	F	LIU Zihao	0	0	0	0	0	0	0	0.00	1	0	0	0	1	0	1:45	2:43	2:17	0:00	6:45	9	0:45	
73	D	FU Rao	0	0	0	0	0	0	0	0.00	0	0	0	0	0	-1	2:19	1:20	0:00	0:00	3:39	6	0:36	
97	F	ZHUANG Xinyu	0	0	0	0	0	0	0	0.00	0	0	0	0	0	0	0:00	0:00	0:00	0:00	0:00	0	0:00	
31	GK	CHEN Shifeng	0	0	0	0					0	0	0	0	0									
32	GK	SUN Zehao	0	0	0	0					0	0	0	0	0									
Total			5	8	13	12	26	31	-5	45.61	7	3	4	0	14									

Team : KOR (White)																							
Head Coach : KIM Woo Jae										Shots on Goal						Time on Ice							
No.	Pos.	Name	G	A	P	PIM	FO+	FO-	FO+/-	FO%	1	2	3	OT	TS	+/-	1	2	3	OT	TOT	SHF	AVG
5	D	KIM Wonjun	0	1	1	0	0	0	0	0.00	0	1	0	0	1	0	4:44	6:10	4:13	0:00	15:07	20	0:45
19	F	KIM Sangwook +C	1	3	4	0	12	5	7	70.59	0	1	0	1	2	+1	4:45	7:37	6:40	1:52	20:54	20	1:02
27	F	AHN Jinhui +A	1	0	1	0	0	0	0	0.00	0	4	0	2	6	-2	4:13	8:35	6:53	0:50	20:31	20	1:01
58	D	NAM Heedoo	0	3	3	0	0	0	0	0.00	1	0	1	0	2	+1	6:01	7:41	7:44	2:11	23:37	22	1:04
77	F	LEE Chongmin +A	2	2	4	0	2	1	1	66.67	1	3	1	1	6	+1	5:13	8:10	7:23	1:48	22:34	20	1:07
3	D	LEE Seungjae	0	0	0	0	0	0	0	0.00	1	1	1	0	3	-2	5:44	3:55	5:33	0:51	16:03	21	0:45
61	D	LIM Dongkyu	0	0	0	0	0	0	0	0.00	0	1	0	0	1	-2	6:05	2:38	3:32	0:00	12:15	15	0:49
72	F	KIM Geonwoo	0	0	0	0	0	0	0	0.00	2	0	0	0	2	-1	5:17	4:21	5:03	0:53	15:34	20	0:46
84	F	LEE Hyun Seung	0	0	0	0	7	7	0	50.00	0	2	0	0	2	-2	4:42	4:20	4:53	0:47	14:42	17	0:51
92	F	KANG Yoon Seok	0	1	1	0	0	0	0	0.00	2	0	0	0	2	-2	5:44	6:38	6:05	0:53	19:20	19	1:01
6	D	OH In-Gyo	0	0	0	0	0	1	-1	0.00	2	1	2	0	5	0	5:34	5:26	6:36	0:30	18:06	23	0:47
11	F	KIM Sangyeob	2	0	2	0	0	1	-1	0.00	0	1	2	0	3	0	3:56	3:43	4:56	0:44	13:19	17	0:47
13	F	KIM Sihwan	0	1	1	0	6	4	2	60.00	0	1	0	0	1	0	4:24	4:17	5:13	0:43	14:37	17	0:51
18	D	KONG Yuchan	0	1	1	2	0	0	0	0.00	2	2	0	0	4	0	6:05	6:15	2:20	0:43	15:23	20	0:46
89	F	KANG Minwan	0	0	0	0	0	0	0	0.00	0	0	0	0	0	+1	5:33	4:00	5:11	0:00	14:44	17	0:52
23	D	LEE Minjae	0	0	0	0	0	0	0	0.00	0	1	0	0	1	0	2:23	2:57	4:24	0:00	9:44	18	0:32



TUE 4 FEB 2025
Start Time 20:00
End Time 22:25

Men
男子

Preliminary round - Group A, Game 7
小组赛轮次 - A 组, 比赛 7



Head Coach : KIM Woo Jae										Shots on Goal					Time on Ice									
No.	Pos.	Name	G	A	P	PIM	FO+	FO-	FO+/-	FO%	1	2	3	OT	TS	+/-	1	2	3	OT	TOT	SHF	AVG	
24	D	KIM Donghwan	0	0	0	2	0	0	0	0.00	1	0	0	0	1	0	2:31	2:57	3:16	0:00	8:44	17	0:30	
36	F	JEON Jung Woo	0	0	0	0	4	7	-3	36.36	1	0	0	0	1	0	5:12	3:46	3:20	0:00	12:18	17	0:43	
63	F	KWON Hyeonsu	0	0	0	0	0	0	0	0.00	0	1	0	0	1	0	5:37	3:46	1:55	0:00	11:18	14	0:48	
88	F	LEE Mooyoung	0	0	0	0	0	0	0	0.00	1	0	2	0	3	0	4:14	2:48	2:46	0:00	9:48	15	0:39	
31	GK	HA Jung Ho	0	0	0	0					0	0	0	0	0									
32	GK	LEE Yeonseung	0	0	0	0					0	0	0	0	0									
Total			6	12	18	4	31	26	5	54.39	14	20	9	4	47									

Group A

R	Team	GP	W	OTW	OTL	L	GDF	GF : GA	PTS
1	JPN	1	1	0	0	0	+15	15 : 0	3
2	KAZ	1	1	0	0	0	+12	12 : 0	3
3	KOR	1	0	1	0	0	+1	6 : 5	2
4	CHN	1	0	0	1	0	-1	5 : 6	1
5	THA	1	0	0	0	1	-12	0 : 12	0
6	TPE	1	0	0	0	1	-15	0 : 15	0

	CHN	JPN	KAZ	KOR	THA	TPE
CHN	*****	MON 10 FEB 20:00	WED 05 FEB 20:00	5:6	FRI 07 FEB 12:30	SAT 08 FEB 20:00
JPN	MON 10 FEB 20:00	*****	SAT 08 FEB 12:00	FRI 07 FEB 12:30	WED 05 FEB 12:00	15:0
KAZ	WED 05 FEB 20:00	SAT 08 FEB 12:00	*****	MON 10 FEB 12:00	12:0	FRI 07 FEB 09:00
KOR	6:5	FRI 07 FEB 12:30	MON 10 FEB 12:00	*****	SAT 08 FEB 16:00	WED 05 FEB 16:00
THA	FRI 07 FEB 12:30	WED 05 FEB 12:00	0:12	SAT 08 FEB 16:00	*****	MON 10 FEB 16:00
TPE	SAT 08 FEB 20:00	0:15	FRI 07 FEB 09:00	WED 05 FEB 16:00	MON 10 FEB 16:00	*****

Legend:

(G)	Goals in tournament	*	Does not count for Plus/minus	+/-	Plus/minus net	+A	Alternate Captain
+C	Captain	A	Assists	AVG	Average time on ice / shift	D	Defender
EQ	Equal strength	ET/Res	Penalty end time/Result of game	F	Forward	FO%	Face-offs won as percentage
FO+	Face-offs won	FO-	Face-offs lost	FO+/-	Face-offs net	G	Goals
GA	Goals against	GDF	Goal difference	GF	Goals for	GK	Goalkeeper
GP	Games played	L	Losses	MIP	Minutes in play (GK)	No.	Jersey number
OT	Overtime	OTL	Overtime losses	OTW	Overtime wins	P	Points
PIM	Penalties in minutes	Pos.	Position	PP1	Power play - 1 player	PPG	Power play goals
PTS	Points	R	Rank	SHF	Number of shifts	SHG	Shorthanded goals
SOG	Shots on goal	SVS	Saves	TOT	Total	TPP	Time on power play
TS	Total shots	W	Wins				



Shot Chart

射门表

CHN - KOR

Shots by KOR

Goals (o): 1 SSG (+): 13

SSP (<): 4 SPG (-): 3



GK 31 of CHN




1st Period



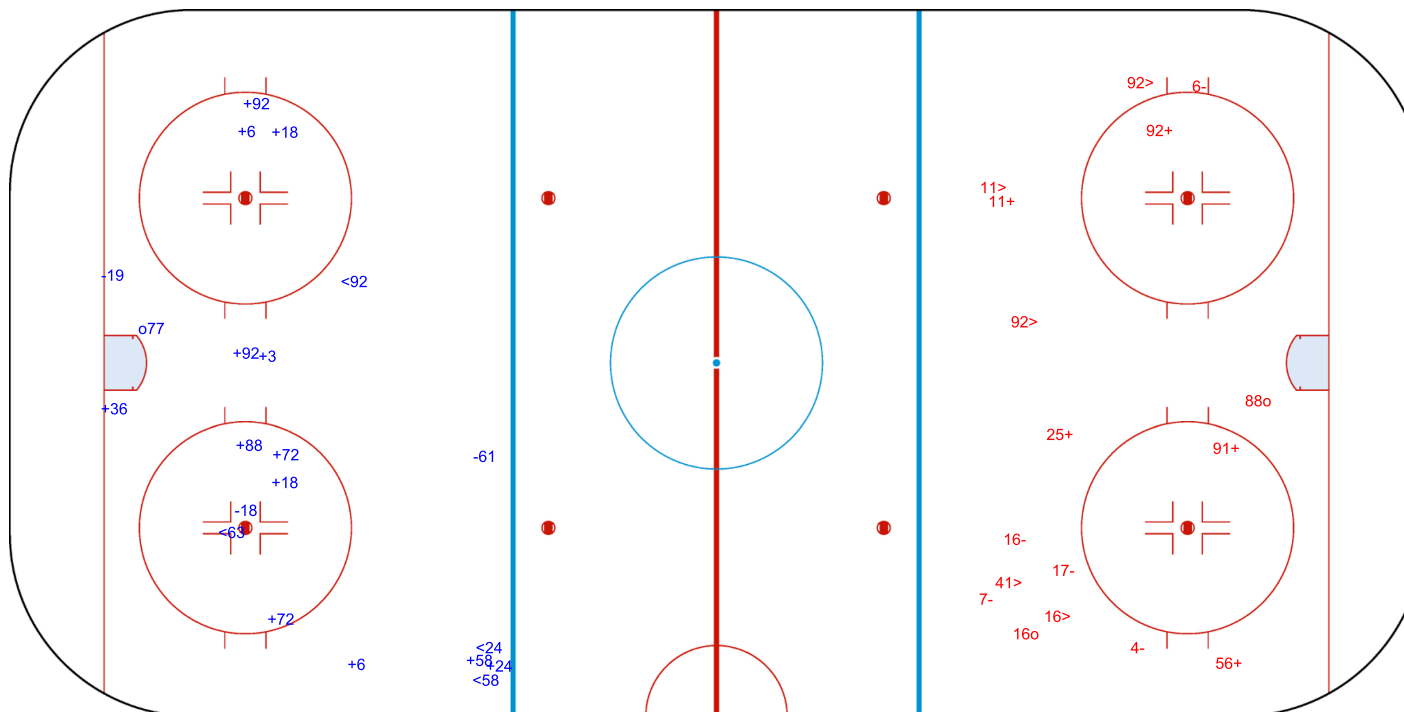
Shots by CHN


Goals (o): 2 SSG (+): 5

SSP (>): 5 SPG (-): 5



GK 32 of KOR





TUE 4 FEB 2025
Start Time 20:00

Ice Hockey
冰球

Men
男子

Preliminary round - Group A, Game 7
小组赛轮次 - A 组, 比赛 7



Goals (o): 2	SSG (+): 1
SSP (<): 0	SPG (-): 1

o17

o71

GK 32 of KOR

KOR

2nd Period

CHN

Goals (o): 2	SOG (+): 18
SSP (>): 5	SPG (-): 4

021

GK 31 of CHN



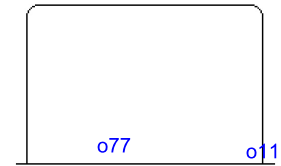
Shots by KOR

Goals (o): 2

SSG (+): 7

SSP (<): 7

SPG (-): 7



GK 31 of CHN



3rd Period



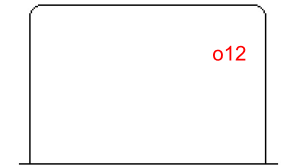
Shots by CHN

Goals (o): 1

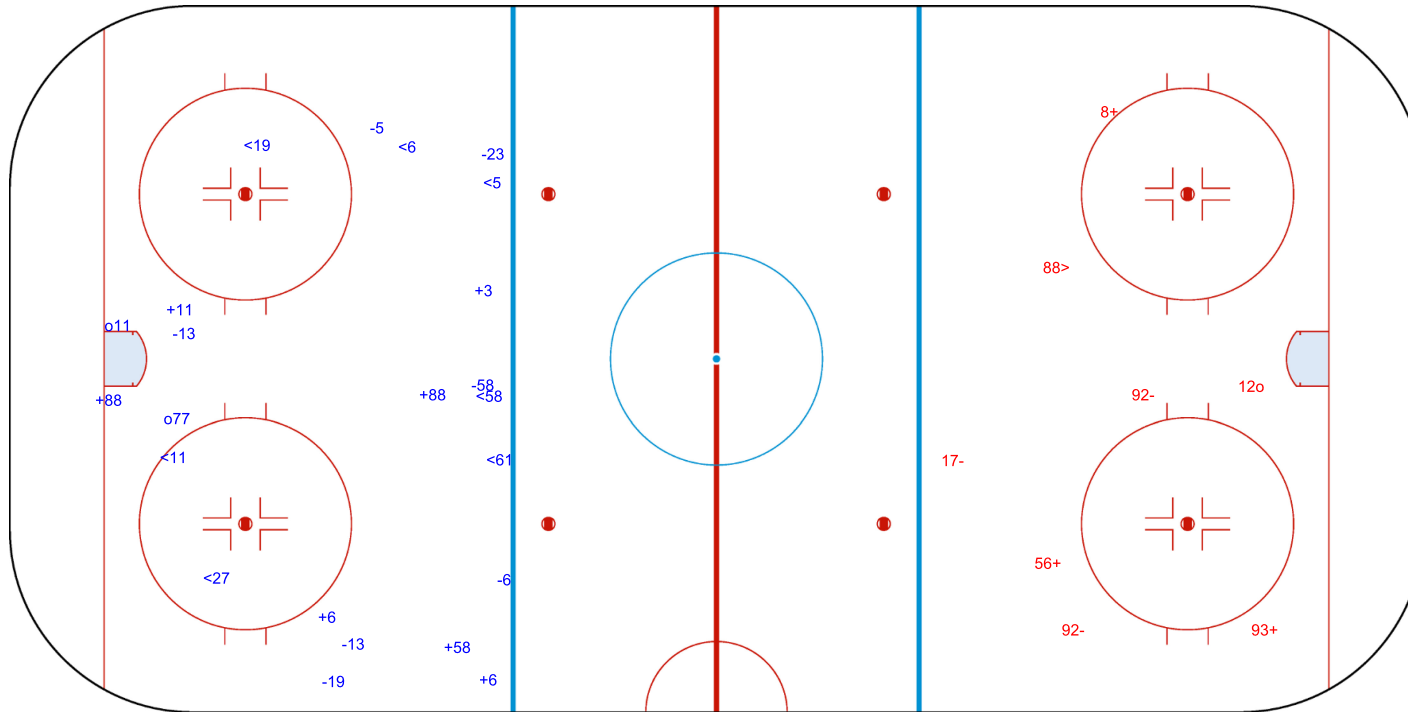
SSG (+): 3

SSP (>): 1

SPG (-): 3



GK 32 of KOR






Shots by KOR

Goals (o): 1

SSG (+): 3

SSP (<): 0

SPG (-): 0



GK 31 of CHN



Overtime



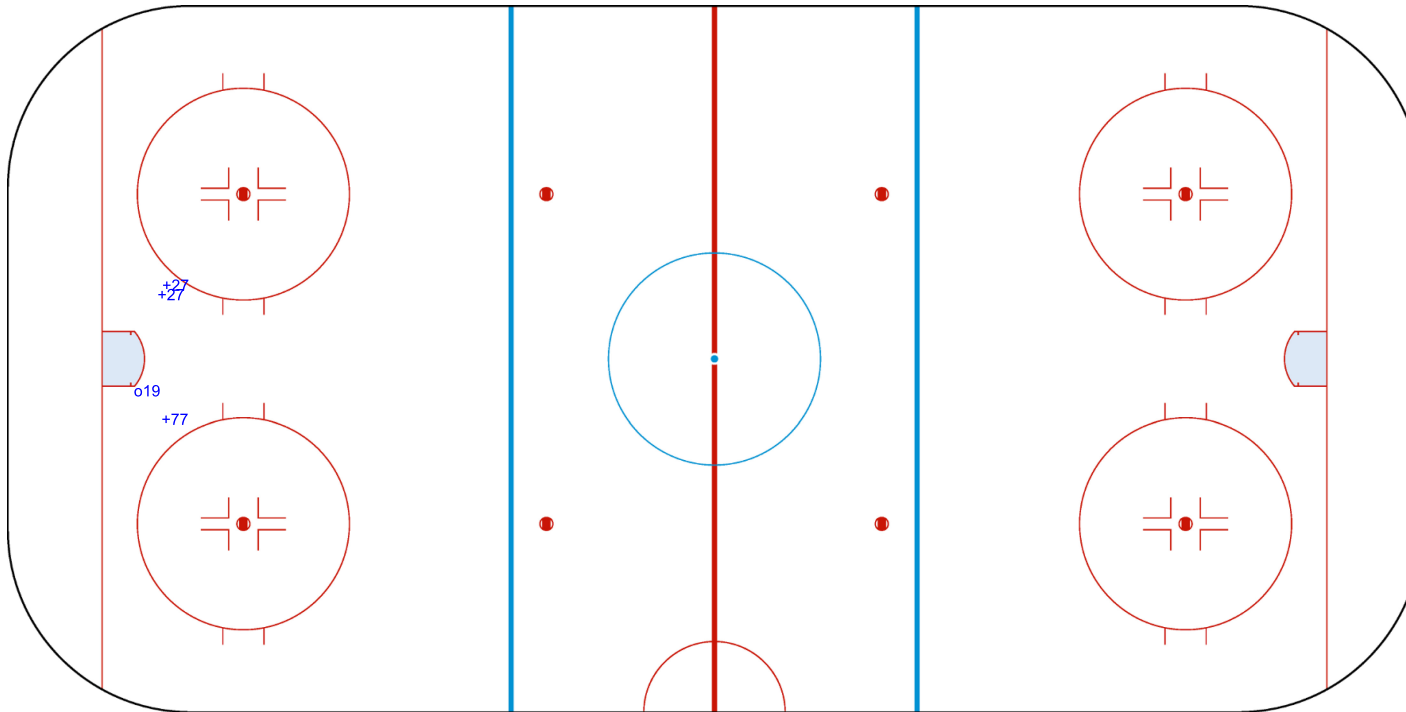
Shots by CHN

Goals (o): 0

SSG (+): 0

SSP (>): 0

SPG (-): 0



Legend:

GK

Goalkeeper

SPG

Shots past goal

SSG

Shots saved by goalkeeper

SSP

Shots saved by player

Timing & Results provided by BORNAN

Face-off Chart

争球表

CHN - KOR

1st PERIOD

	CHN		KOR		CHN		KOR		CHN		KOR		
	Def. zone	Att. zone	Def. zone	Att. zone	Neutral zone		Def. zone	Att. zone	Att. zone	Def. zone	Att. zone	Def. zone	
	- 56	+ 19			+ 88	- 19			- 91	+ 84			
	- 24	+ 36			- 8	+ 84			+ 8	- 84			
	+ 56	- 11			- 88	+ 19			+ 24	- 13			
	- 8	+ 13			- 91	+ 13			+ 91	- 6			
	- 8	+ 84			+ 91	- 13			+ 24	- 36			
	+ 88	- 36			- 91	+ 13							
Total wins / period	2 / 33%	4 / 67%			2 / 33%	4 / 67%			4 / 80%	1 / 20%			
Total wins all zones													
	CHN		KOR										
	8 / 47%		9 / 53%										

2nd PERIOD

	CHN		KOR		CHN		KOR		CHN		KOR		
	Def. zone	Att. zone	Def. zone	Att. zone	Neutral zone		Def. zone	Att. zone	Att. zone	Def. zone	Att. zone	Def. zone	
	+ 56	- 19			- 88	+ 19			- 91	+ 84			
	- 91	+ 19			- 88	+ 84							
	- 88	+ 19			- 88	+ 19							
	- 56	+ 19			- 8	+ 13							
	+ 56	- 13			+ 8	- 36							
	- 8	+ 36			+ 24	- 36							
	+ 91	- 36			- 88	+ 19							
	+ 56	- 19			- 24	+ 36							
	- 91	+ 84											
	+ 8	- 13											
	+ 88	- 84											
	- 24	+ 77											
	- 24	+ 77											
	+ 91	- 77											
Total wins / period	7 / 50%	7 / 50%			2 / 25%	6 / 75%			0 / 0%	1 / 100%			
Total wins all zones													
	CHN		KOR										
	9 / 39%		14 / 61%										

3rd PERIOD

	CHN		KOR		CHN		KOR		CHN		KOR		
	Def. zone	Att. zone	Def. zone	Att. zone	Neutral zone		Def. zone	Att. zone	Att. zone	Def. zone	Att. zone	Def. zone	
	+ 24	- 84			+ 88	- 19			- 91	+ 19			
	- 56	+ 19			+ 88	- 36			- 8	+ 19			
	+ 88	- 19			+ 91	- 84			+ 88	- 36			
	+ 91	- 84			+ 88	- 84			- 91	+ 84			
					- 8	+ 36			- 56	+ 13			
					- 24	+ 13							
					+ 91	- 84							
Total wins / period	3 / 75%	1 / 25%			5 / 71%	2 / 29%			1 / 20%	4 / 80%			
Total wins all zones													
	CHN		KOR										
	9 / 56%		7 / 44%										

OVERTIME

Total wins / period

CHN	KOR
Def. zone	Att. zone

CHN	KOR
Neutral zone	
- 91	+ 19
0 / 0%	1 / 100%

CHN	KOR
Att. zone	Def. zone

Total wins
all zones

CHN	KOR
0 / 0%	1 / 100%

TOTAL

Total wins / game

CHN	KOR
Def. zone	Att. zone
12 / 50%	12 / 50%

CHN	KOR
Neutral zone	
9 / 41%	13 / 59%

CHN	KOR
Att. zone	Def. zone
5 / 45%	6 / 55%

Total wins
all zones

CHN	KOR
26 / 46%	31 / 54%

HEAD TO HEAD

		KOR											
CHN	No.	6	11	13	19	36	77	84	Tot.	wins CHN	Dz	Nz	Az
	8			1 - 2	0 - 1	1 - 2		1 - 2	10	3 30%	1 25%	1 25%	1 50%
	24			1 - 1		2 - 2	0 - 2	1 - 0	9	4 44%	1 25%	1 33%	2 100%
	56		1 - 0	1 - 1	2 - 3				8	4 50%	4 57%		0 0%
	88				3 - 5	3 - 0		2 - 1	14	8 57%	3 75%	4 44%	1 100%
	91	1 - 0		1 - 2	0 - 3	1 - 0	1 - 0	3 - 4	16	7 44%	3 60%	3 50%	1 20%
	Tot.	1	1	10	17	11	3	14	57	26 46%	12 50%	9 41%	5 45%
	wins KOR	0 0%	0 0%	6 60%	12 71%	4 36%	2 67%	7 50%	31 54%				
	Dz	0 0%		1 50%	2 100%	0 0%		3 75%	6 55%				
	Nz			4 80%	5 71%	2 40%		2 40%	13 59%				
	Az		0 0%	1 33%	5 63%	2 50%	2 67%	2 40%	12 50%				

Legend:

Az Attacking zone Dz Defending zone No. Jersey number Nz Neutral zone Tot. Total face-offs played

Timing & Results provided by BORNAN

Official Communication

官方通告

Item:2

Game 7, CHN #7 suspension for one(1) game

Summary:

Following notification via email on 04/02/2025/23:36 the deciding panel was investigating CHN #7 ZONG Hanming for a kneeling violation IIHF Rule 50. The deciding panel has reviewed the video footage available along with the statement for CHN #7 ZONG Hanming provided by team CHN.

Following review of the incident the deciding panel has issued a one (1) game suspension to CHN #7 ZONG Hanming. This suspension is to be served 05/02/2025 game #13 KAZ v CHN

Details:

Issued by: Harald Springfield, IHO Technical Delegate
Time: 2:36
Date: 5 Feb 2025

This decision affects: Results
Schedule
Other

X

Game Roster

比赛名单

SGP - KUW

Referee

MOREV Timur (KAZ)

Linespersons

CHOI Doyeon (KOR) , ZHU Jialin (CHN)

Goalkeepers

Team: SGP

No.	Name	GP	MIP	GA	SVS	SOG	SVS%	GAA
1	LEE Joshua Elisha Shao Ern	1	20:00	0	0	0	0.00	0.00
45	LEE Chin Hao	1	40:00	1	7	8	87.50	1.50

Team Roster

Team: SGP (Red)

No.	Pos.	Name	GP	G	A	PTS	PIM	+/-
1	GK	LEE Joshua Elisha Shao Ern	1	0	0	0	0	
13	D	O'BRIEN Richard Lowell	1	0	3	3	0	+9
14	D	WINTLAND Ryan Adam	1	1	3	4	0	+5
17	D	QIAN Yong Jia Benedict	1	1	0	1	2	+8
23	F	KODROWSKI James Nicholas	1	0	4	4	0	+5
24	F	BLAKNEY Noah Allen Nizam	1	1	2	3	0	+3
28	F	WONG Ian Yong Sheng	1	0	0	0	0	+1
37	F	LIM Gabriel	1	2	2	4	0	+6
45	GK	LEE Chin Hao	1	0	0	0	0	
47	F	LEE Shaw Hsiang	1	2	2	4	0	+4
55	F	GOH Ryan Tsui Hon	1	1	2	3	2	+7
66	D	KOK Hung Wei	1	1	1	2	0	+5
68	F	TAN Ryan Jiaju	1	0	2	2	0	+5
71	F	LEE Bryan Nathan Shao Heng	1	2	1	3	2	+3
76	D	CHUA Cael Juin Hui	1	1	3	4	0	+7
77	D	CHEW Wee	1	1	3	4	0	+9
78	F	GUNAWARDENA Brandon Russell	1	3	0	3	2	+4
97	F	CHAN Joshua Yu Wen	1	4	2	6	0	+7

Head Coach: MARTINI Robert Wallace

Team: KUW

No.	Name	GP	MIP	GA	SVS	SOG	SVS%	GAA
1	ALSAIED Zaid	1	00:00	0	0	0	0.00	0.00
44	ADAM Barvik	1	60:19	9	55	64	85.94	8.95

Team: KUW (White)

No.	Pos.	Name	GP	G	A	PTS	PIM	+/-
1	GK	ALSAIED Zaid	1	0	0	0	0	
4	D	ALMARAQI Mohammad	1	0	0	0	0	-1
5	D	KHALAF Khalaf	1	0	0	0	0	+4
6	D	ALDAEI Abdulrazaq	1	0	0	0	2	-2
7	F	ALAJMI Mashari	1	0	0	0	0	-1
8	D	ALDUAJ Mohammed	1	0	0	0	0	0
10	F	ALMARAGI Abdullah	1	0	0	0	0	-1
12	F	ALMARI Salem	1	1	0	1	2	+6
17	D	ALAWADHI Jasem	1	0	0	0	0	-4
19	F	ZIDAREVIC Bojan	1	0	0	0	0	-5
20	F	VAVRA Kamil	0	0	0	0	0	0
23	F	BUDZEVICH Valery	1	0	5	5	2	+4
27	D	ALFOUDARI Meshal	1	0	0	0	0	0
33	F	ALASOUSI Abdullah	1	0	0	0	0	0
44	GK	ADAM Barvik	1	0	0	0	0	
69	F	ALKHASHAN Abdulaziz	1	0	0	0	2	0
88	F	ALKHASHRAM Abdulmohsen	1	0	0	0	0	-4
89	F	DROZDETSKIKH Iliia	1	4	4	8	0	+6
93	F	ALMARAGHY Abdulaziz	1	0	0	0	0	-4
99	D	TCIBIN Anton	1	3	3	6	0	+4

Head Coach: BARTKEVICS Andris

Legend:

+/-	Plus/minus net	A	Assists	D	Defender	F	Forward
G	Goals	GA	Goals against	GAA	Goals against as average per 60 minutes	GK	Goalkeeper
GP	Games played	MIP	Minutes and seconds played	No.	Jersey number	PIM	Penalties in minutes
Pos.	Position	PTS	Points	SOG	Shots on goal	SVS	Saves
SVS%	Saves in percentage						

Line-Ups

阵容

SGP - KUW

Referee

MOREV Timur (KAZ)

Linespersons

CHOI Doyeon (KOR), ZHU Jialin (CHN)

Goalkeepers

Team: SGP

No.	Name
1	LEE Joshua Elisha Shao Ern
45	LEE Chin Hao

Team Line-ups

Team: SGP (Red)

No.	Pos.	Name
76	D	CHUA Cael Juin Hui
77	D	CHEW Wee +C
23	F	KODROWSKI James Nicholas +A
68	F	TAN Ryan Jiaju +A
71	F	LEE Bryan Nathan Shao Heng
13	D	O'BRIEN Richard Lowell
17	D	QIAN Yong Jia Benedict
24	F	BLAKNEY Noah Allen Nizam
55	F	GOH Ryan Tsui Hon
97	F	CHAN Joshua Yu Wen
14	D	WINTLAND Ryan Adam
66	D	KOK Hung Wei
28	F	WONG Ian Yong Sheng
47	F	LEE Shaw Hsiang
37	F	LIM Gabriel
78	F	GUNAWARDENA Brandon Russell

Head Coach: MARTINI Robert Wallace

Team: KUW

No.	Name
1	ALSAIED Zaid
44	ADAM Barvik

Team: KUW (White)

No.	Pos.	Name
5	D	KHALAF Khalaf
99	D	TCIBIN Anton
12	F	ALMARI Salem
23	F	BUDZEVICH Valery
89	F	DROZDETSKIKH Iliia
6	D	ALDAEI Abdulrazaq
8	D	ALDUAJI Mohammed +A
17	D	ALAWADHI Jasem +C
19	F	ZIDAREVIC Bojan
20	F	VAVRA Kamil
4	D	ALMARAQI Mohammad
7	F	ALAJMI Mashari
69	F	ALKHASHAN Abdulaziz
88	F	ALKHASHRAM Abdulmohsen
10	F	ALMARAGI Abdullah +A
33	F	ALASOUSI Abdullah
93	F	ALMARAGHY Abdulaziz

Head Coach: BARTKEVICS Andris

NOT DRESSED:

27 D ALFOUDARI Meshal

Legend:

+A	Alternate Captain	+C	Captain	D	Defender	F	Forward
No.	Jersey number	Pos.	Position				

Graphical Line-ups

阵容图

SGP - KUW

Referee

MOREV Timur (KAZ)

Linespersons

CHOI Doyeon (KOR) , ZHU Jialin (CHN)

Team: SGP - Singapore (Red)

Head Coach: MARTINI Robert Wallace

S1 1 LEE Joshua Elisha Shao Ern		
45 LEE Chin Hao		
S6 71 LEE Bryan Nathan Shao Herng	S5 68 TAN Ryan Jiaju +A	S4 23 KODROWSKI James Nicholas +A
S3 77 CHEW Wee +C	S2 76 CHUA Cael Juin Hui	
24 BLAKNEY Noah Allen Nizam	55 GOH Ryan Tsui Hon	97 CHAN Joshua Yu Wen
17 QIAN Yong Jia Benedict	13 O'BRIEN Richard Lowell	
28 WONG Ian Yong Sheng	47 LEE Shaw Hsiang	14 WINTLAND Ryan Adam
66 KOK Hung Wei		
78 GUNAWARDENA Brandon Russell	37 LIM Gabriel	

Team: KUW - Kuwait (White)

Head Coach: BARTKEVICS Andris

S1 44 ADAM Barvik		
1 ALSAIED Zaid		
S4 12 ALMARI Salem	S6 89 DROZDETSKIKH Ilia	S5 23 BUDZEVICH Valery
S2 5 KHALAF Khalaf	S3 99 TCIBIN Anton	
17 ALAWADHI Jasem +C	19 ZIDAREVIC Bojan	20 VAVRA Kamil
6 ALDAEI Abdulrazaq	8 ALDUAJI Mohammed +A	
7 ALAJMI Mashari	69 ALKHASHAN Abdulaziz	88 ALKHASHRAM Abdulmohsen
4 ALMARAQI Mohammad		
33 ALASOUSI Abdullah	93 ALMARAGHY Abdulaziz	10 ALMARAGI Abdullah +A

Legend:

+A Alternate Captain

+C Captain

Sn

Starting position

Timing & Results provided by BORNAN

Game Summary

比赛总结

SGP - KUW 3 - 10 (0 - 3, 0 - 4, 3 - 3)

Spectators	Referee	Linespersons
383	MOREV Timur (KAZ)	CHOI Doyeon (KOR) , ZHU Jialin (CHN)

Team Statistics

Period	Score	SVS	SOG	PIM	TPP	PPG	SHG
1	0 : 3	11 : 9	9 : 14	0 : 0	00:00 : 00:00	0 : 0	0 : 0
2	0 : 4	17 : 10	10 : 21	4 : 2	02:00 : 02:39	0 : 1	0 : 0
3	3 : 3	9 : 6	9 : 12	6 : 8	03:29 : 01:14	1 : 1	0 : 0
Total	3 : 10	37 : 25	28 : 47	10 : 10	05:29 : 03:53	1 : 2	0 : 0

1st Period

Action	Time	ET/Res	Team	Type	No.	Name	(G)	Name of Assistant(s) / Action Description
GK	00:00		SGP		1	LEE JESE	-	Goalkeeper in
GK	00:00		KUW		44	ADAM Barvik	-	Goalkeeper in
Goal	09:26	0 : 1	KUW	EQ	20	VAVRA Kamil	(1)	17 ALAWADHI Jasem On Ice SGP 1 24 55 76 77 97 19 ZIDAREVIC Bojan KUW44 6 8 17 19 20
Goal	10:12	0 : 2	KUW	EQ	99	TCIBIN A	(4)	69 ALKHASHAN A On Ice SGP 1 13 17 23 68 71 5 KHALAF Khalaf KUW44 5 7 69 88 99
Goal	15:43	0 : 3	KUW	EQ	89	DROZDETSKIKH I	(5)	23 BUDZEVICH Valery On Ice SGP 1 13 17 23 68 71 5 KHALAF Khalaf KUW44 5 12 23 89 99

2nd Period

Action	Time	ET/Res	Team	Type	No.	Name	(G)	Name of Assistant(s) / Action Description
Goal	20:51	0 : 4	KUW	EQ	99	TCIBIN A	(5)	23 BUDZEVICH Valery On Ice SGP 1 23 68 71 76 77 KUW44 5 12 23 89 99
Goal	24:55	0 : 5	KUW	EQ	89	DROZDETSKIKH I	(6)	23 BUDZEVICH Valery On Ice SGP 1 23 68 71 76 77 5 KHALAF Khalaf KUW44 5 12 23 89 99
Penalty	25:10	25:49	SGP	2 min.	68	TAN Ryan Jiaju	-	Tripping
Goal	25:49	0 : 6	KUW	PP1	99	TCIBIN A	(6)	20 VAVRA Kamil On Ice SGP 1 13 17 55 97 17 ALAWADHI Jasem KUW44 6 17 19 20 99 *
Penalty	31:12	33:12	KUW	2 min.	6	ALDAEI Abdulrazaq	-	Tripping
Goal	36:10	0 : 7	KUW	EQ	17	ALAWADHI Jasem	(1)	20 VAVRA Kamil On Ice SGP 1 13 17 23 55 71 KUW44 6 8 17 19 20
Penalty	36:47	38:47	SGP	2 min.	97	CHAN Joshua Yu Wen	-	Tripping

3rd Period

Action	Time	ET/Res	Team	Type	No.	Name	(G)	Name of Assistant(s) / Action Description
GK	40:00		KUW		1	ALSAIED Zaid	-	Goalkeeper in
Goal	41:24	1 : 7	SGP	EQ	97	CHAN Joshua Yu Wen	(5)	44 ADAM Barvik - Goalkeeper out On Ice SGP 1 13 17 24 55 97 KUW 1 6 8 17 19 20
Penalty	43:51	45:51	KUW	2 min.	4	ALMARAI Mohammad	-	Interference
Penalty	44:46	46:46	SGP	2 min.	-	Team penalty	-	Too Many Players / Served by: 71 LEE BNSH
Penalty	45:24	47:24	KUW	2 min.	19	ZIDAREVIC Bojan	-	Tripping
Goal	48:50	1 : 8	KUW	EQ	19	ZIDAREVIC Bojan	(1)	20 VAVRA Kamil On Ice SGP 1 24 55 76 77 97 KUW 1 6 8 17 19 20
Penalty	49:30	51:30	KUW	2 min.	99	TCIBIN A	-	Roughing
Penalty	49:30	51:30	SGP	2 min.	71	LEE BNSH	-	Roughing
Penalty	50:52	52:06	SGP	2 min.	37	LIM Gabriel	-	Tripping
Goal	52:06	1 : 9	KUW	PP1	89	DROZDETSKIKH I	(7)	17 ALAWADHI Jasem On Ice SGP 1 23 76 77 97 6 ALDAEI Abdulrazaq KUW 1 5 6 17 19 89 *
Goal	53:20	2 : 9	SGP	EQ	23	KODROWSKI JN	(1)	97 CHAN Joshua Yu On Ice SGP 1 23 71 76 77 97 Wen KUW 1 5 7 69 88 99
Goal	54:40	2 : 10	KUW	EQ	23	BUDZEVICH Valery	(1)	89 DROZDETSKIKH I On Ice SGP 1 23 71 76 77 97 12 ALMARI Salem KUW 1 5 12 23 89 99
Penalty	55:01	56:30	KUW	2 min.	8	ALDUAJ Mohammed	-	Interference
Goal	56:30	3 : 10	SGP	PP1	97	CHAN Joshua Yu Wen	(6)	23 KODROWSKI JN On Ice SGP 1 17 23 71 77 97 77 CHEW Wee KUW 1 5 7 88 99 *



WED 5 FEB 2025
Start Time 9:00
End Time 11:06

Preliminary round - Group B, Game 8
小组赛轮次 - B 组, 比赛 8

Action	Time	ET/Res	Team	Type	No.	Name	(G)	Name of Assistant(s) / Action Description
GK	60:00		SGP					1 LEE JESE - Goalkeeper out
GK	60:00		KUW					1 ALSAIED Zaid - Goalkeeper out

Goalkeeper Records

Team : SGP - Singapore

Team : KUW - Kuwait

No.	Name	SOG	SVS	MIP	No.	Name	SOG	SVS	MIP
1	LEE Joshua Elisha Shao Ern	47	37	60:00	44	ADAM Barvik	19	19	40:00
45	LEE Chin Hao				1	ALSAIED Zaid	9	6	20:00

Game Statistics

Team : SGP (Red)

Head Coach : MARTINI Robert Wallace										Shots on Goal						Time on Ice							
No.	Pos.	Name	G	A	P	PIM	FO+	FO-	FO+/-	FO%	1	2	3	OT	TS	+/-	1	2	3	OT	TOT	SHF	AVG
23	F	KODROWSKI James Nicholas +A	1	1	2	0	5	5	0	50.00	0	2	2		4	-5	10:26	11:34	12:54		34:54	28	1:14
68	F	TAN Ryan Jiaju +A	0	0	0	2	14	15	-1	48.28	0	1	0		1	-4	9:58	10:49	7:32		28:19	29	0:58
71	F	LEE Bryan Nathan Shao Herng	0	0	0	2	0	0	0	0.00	0	1	1		2	-5	9:30	11:09	9:24		30:03	31	0:58
76	D	CHUA Cael Juin Hui	0	0	0	0	0	0	0	0.00	2	0	0		2	-4	9:50	9:39	10:35		30:04	28	1:04
77	D	CHEW Wee +C	0	1	1	0	0	0	0	0.00	0	0	0		0	-4	10:24	8:51	10:18		29:33	24	1:13
13	D	O'BRIEN Richard Lowell	0	0	0	0	0	0	0	0.00	0	0	0		0	-2	8:51	8:42	7:46		25:19	26	0:58
17	D	QIAN Yong Jia Benedict	0	0	0	0	0	0	0	0.00	2	0	1		3	-2	10:55	10:28	10:26		31:49	26	1:13
24	F	BLAKNEY Noah Allen Nizam	0	0	0	0	0	0	0	0.00	0	1	0		1	-1	8:56	4:42	5:20		18:58	24	0:47
55	F	GOH Ryan Tsui Hon	0	0	0	0	13	16	-3	44.83	2	1	0		3	-2	10:38	8:28	6:50		25:56	25	1:02
97	F	CHAN Joshua Yu Wen	2	1	3	2	0	0	0	0.00	2	4	5		11	-1	10:11	9:56	13:12		33:19	26	1:16
14	D	WINTLAND Ryan Adam	0	0	0	0	0	0	0	0.00	0	0	0		0	0	0:00	1:15	0:00		1:15	1	1:15
28	F	WONG Ian Yong Sheng	0	0	0	0	0	0	0	0.00	0	0	0		0	0	0:00	0:00	0:00		0:00	0	0:00
47	F	LEE Shaw Hsiang	0	0	0	0	0	0	0	0.00	0	0	0		0	0	0:00	0:00	0:40		0:40	1	0:40
66	D	KOK Hung Wei	0	0	0	0	0	0	0	0.00	0	0	0		0	0	0:00	0:00	0:00		0:00	0	0:00
37	F	LIM Gabriel	0	0	0	2	0	0	0	0.00	1	0	0		1	0	0:21	1:47	1:49		3:57	6	0:39
78	F	GUNAWARDENA Brandon Russell	0	0	0	0	0	0	0	0.00	0	0	0		0	0	0:00	0:00	0:00		0:00	0	0:00
1	GK	LEE Joshua Elisha Shao Ern	0	0	0	0					0	0	0		0								
45	GK	LEE Chin Hao	0	0	0	0					0	0	0		0								
Total			3	3	6	8	32	36	-4	47.06	9	10	9		28								

Team : KUW (White)

Head Coach : BARTKEVICS Andris										Shots on Goal						Time on Ice							
No.	Pos.	Name	G	A	P	PIM	FO+	FO-	FO+/-	FO%	1	2	3	OT	TS	+/-	1	2	3	OT	TOT	SHF	AVG
5	D	KHALAF Khalaf	0	3	3	0	0	0	0	0.00	0	1	0		1	+4	10:35	12:07	10:43		33:25	29	1:09
12	F	ALMARI Salem	0	1	1	0	0	0	0	0.00	0	0	1		1	+4	5:52	5:50	5:22		17:04	18	0:56
23	F	BUDZEVICH Valery	1	3	4	0	0	0	0	0.00	3	3	2		8	+4	6:05	6:34	5:26		18:05	17	1:03
89	F	DROZDETSKIKH Ilia	3	1	4	0	12	5	7	70.59	1	2	3		6	+4	5:59	5:51	5:38		17:28	19	0:55
99	D	TCIBIN Anton	3	0	3	2	0	0	0	0.00	3	7	2		12	+4	11:23	12:54	10:27		34:44	29	1:11
6	D	ALDAEI Abdulrazaq	0	1	1	2	0	0	0	0.00	0	2	0		2	+2	6:00	6:30	5:27		17:57	20	0:53
8	D	ALDUAIJ Mohammed +A	0	0	0	2	0	0	0	0.00	0	0	0		0	+2	4:31	2:01	3:22		9:54	14	0:42
17	D	ALAWADHI Jasem +C	1	3	4	0	0	0	0	0.00	0	1	1		2	+2	8:35	7:11	8:49		24:35	23	1:04
19	F	ZIDAREVIC Bojan	1	1	2	2	11	9	2	55.00	1	2	2		5	+2	5:12	5:41	5:29		16:22	18	0:54
20	F	VAVRA Kamil	1	3	4	0	0	0	0	0.00	6	2	1		9	+2	5:38	4:56	6:20		16:54	18	0:56
4	D	ALMARAQI Mohammad	0	0	0	2	0	0	0	0.00	0	0	0		0	0	4:11	3:26	2:40		10:17	11	0:56
7	F	ALAJMI Mashari	0	0	0	0	0	0	0	0.00	0	1	0		1	0	3:20	3:38	5:22		12:20	14	0:52
69	F	ALKHASHAN Abdulaziz	0	1	1	0	9	8	1	52.94	0	0	0		0	0	4:00	4:02	4:16		12:18	13	0:56
88	F	ALKHASHRAM Abdulmohsen	0	0	0	0	0	1	-1	0.00	0	0	0		0	0	3:24	5:42	4:51		13:57	15	0:55
10	F	ALMARAGI Abdullah +A	0	0	0	0	0	0	0	0.00	0	0	0		0	0	5:15	3:58	3:21		12:34	11	1:08
33	F	ALASOUSI Abdullah	0	0	0	0	0	0	0	0.00	0	0	0		0	0	4:27	3:28	3:22		11:17	11	1:01
93	F	ALMARAGHY Abdulaziz	0	0	0	0	4	9	-5	30.77	0	0	0		0	0	5:33	4:30	3:36		13:39	13	1:03
1	GK	ALSAIED Zaid	0	0	0	0					0	0	0		0								

Timing & Results provided by BORNAN



WED 5 FEB 2025
Start Time 9:00
End Time 11:06

Preliminary round - Group B, Game 8
小组赛轮次 - B 组, 比赛 8

Head Coach : BARTKEVICS Andris										Shots on Goal					Time on Ice								
No.	Pos.	Name	G	A	P	PIM	FO+	FO-	FO+/-	FO%	1	2	3	OT	TS	+/-	1	2	3	OT	TOT	SHF	AVG
44	GK	ADAM Barvik	0	0	0	0					0	0	0		0								
Total			10	17	27	10	36	32	4	52.94	14	21	12		47								

Group B

R	Team	GP	W	OTW	OTL	L	GDF	GF:GA	PTS
1	KUW	2	1	0	1	0	+6	18 : 12	4
2	SGP	2	1	0	0	1	+12	23 : 11	3
3	KGZ	1	0	1	0	0	+1	9 : 8	2
4	BRN	1	0	0	0	1	-19	1 : 20	0

	BRN	KGZ	KUW	SGP
BRN	*****	WED 05 FEB 13:00	SUN 09 FEB 21:00	1:20
KGZ	WED 05 FEB 13:00	*****	9:8	SUN 09 FEB 17:00
KUW	SUN 09 FEB 21:00	8:9	*****	10:3
SGP	20:1	SUN 09 FEB 17:00	3:10	*****

Legend:


(G)	Goals in tournament	*	Does not count for Plus/minus	+/-	Plus/minus net	+A	Alternate Captain
+C	Captain	A	Assists	AVG	Average time on ice / shift	D	Defender
EQ	Equal strength	ET/Res	Penalty end time/Result of game	F	Forward	FO%	Face-offs won as percentage
FO+	Face-offs won	FO-	Face-offs lost	FO+/-	Face-offs net	G	Goals
GA	Goals against	GDF	Goal difference	GF	Goals for	GK	Goalkeeper
GP	Games played	L	Losses	MIP	Minutes in play (GK)	No.	Jersey number
OT	Overtime	OTL	Overtime losses	OTW	Overtime wins	P	Points
PIM	Penalties in minutes	Pos.	Position	PP1	Power play - 1 player	PPG	Power play goals
PTS	Points	R	Rank	SHF	Number of shifts	SHG	Shorthanded goals
SOG	Shots on goal	SVS	Saves	TOT	Total	TPP	Time on power play
TS	Total shots	W	Wins				



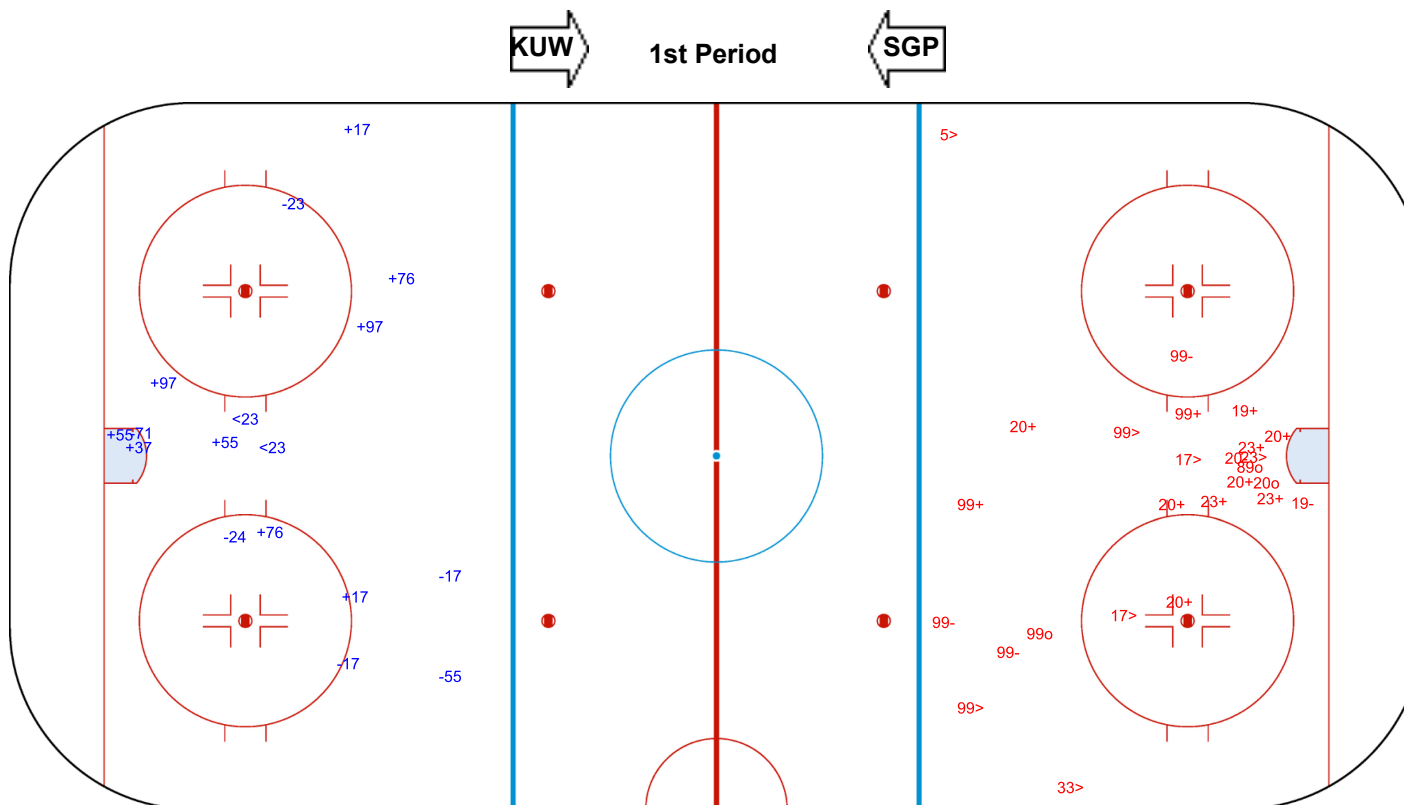
Shot Chart
射门表
SGP - KUW

Shots by SGP

Goals (o): 0 SSG (+): 9
SSP (<): 2 SPG (-): 6




GK 44 of KUW



Shots by KUW

Goals (o): 3 SSG (+): 11
SSP (>): 7 SPG (-): 5



GK 1 of SGP




Shots by KUW

Goals (o): 4

SSG (+): 17

SSP (<): 2

SPG (-): 10



GK 1 of SGP



2nd Period




Shots by SGP

Goals (o): 0

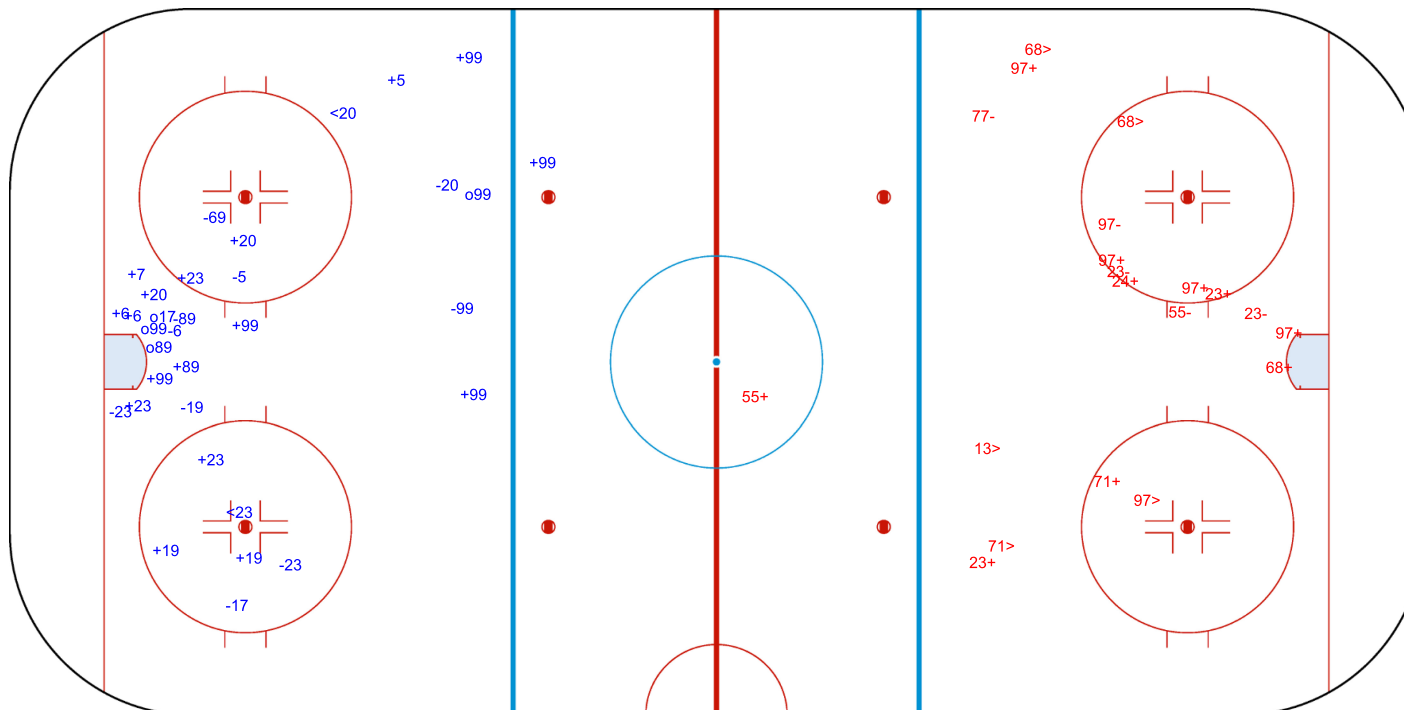
SSG (+): 10

SSP (>): 5

SPG (-): 5



GK 44 of KUW





Shots by SGP

Goals (o): 3

SSG (+): 6

SSP (-): 4

SPG (-): 1



GK 1 of KUW



GK 44 of KUW



3rd Period



Shots by KUW

Goals (o): 3

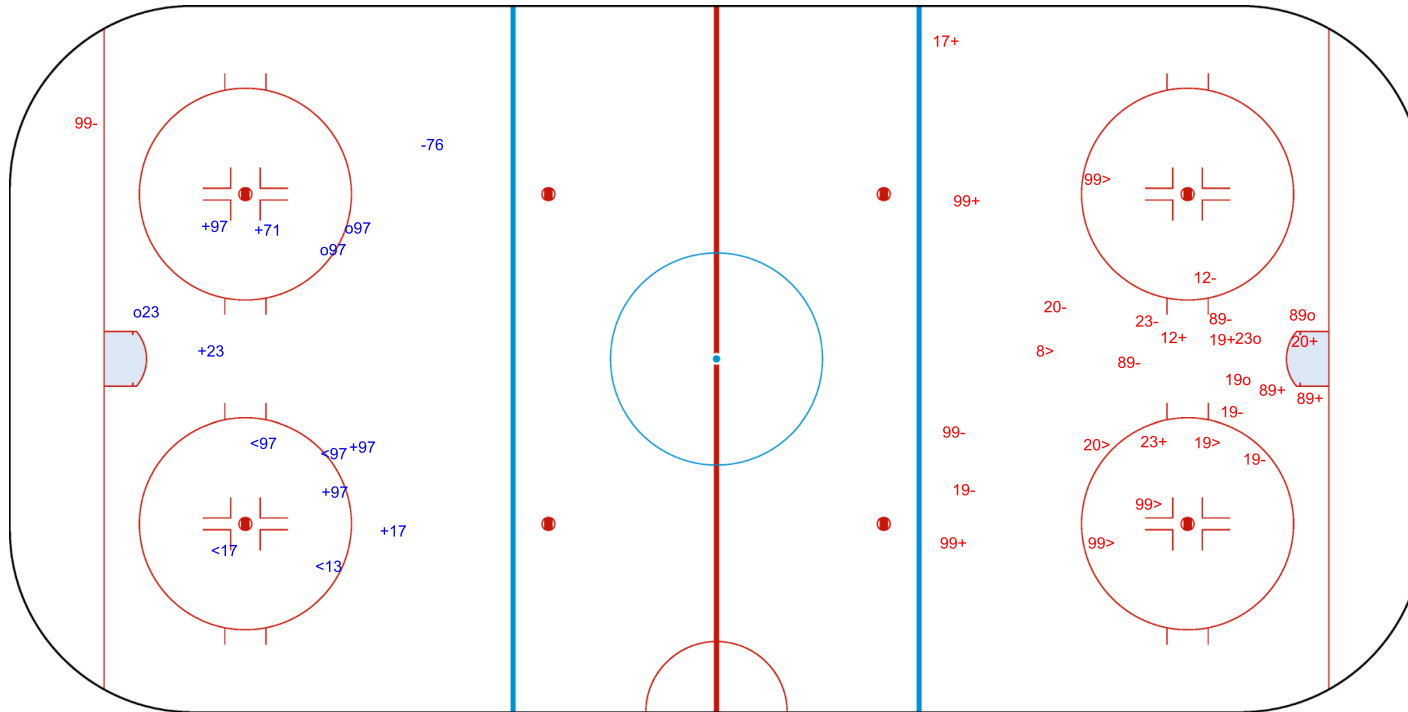
SSG (+): 9

SSP (>): 6

SPG (-): 10



GK 1 of SGP



Legend:

GK

Goalkeeper

SPG

Shots past goal

SSG

Shots saved by goalkeeper

SSP

Shots saved by player

Timing & Results provided by BORNAN

Report Created WED 5 FEB 2025 11:07

BORNAN
SPORTS TECHNOLOGY

Face-off Chart

争球表

SGP - KUW

1st PERIOD

Total wins / period	SGP		KUW		SGP		KUW		Total wins all zones	
	Def. zone	Att. zone	Neutral zone		Att. zone	Def. zone				
	- 68	+ 69	+ 68	- 89	+ 55	- 93				
	- 68	+ 89	- 55	+ 89	- 55	+ 19				
	- 55	+ 19	+ 68	- 69	+ 55	- 69				
	+ 68	- 69	+ 55	- 93	- 55	+ 93				
	+ 68	- 69	+ 55	- 19	+ 68	- 89				
	- 55	+ 93	- 68	+ 69	+ 68	- 93				
	- 55	+ 19								



WED 5 FEB 2025
Start Time 9:00

Preliminary round - Group B, Game 8
小组赛轮次 - B 组, 比赛 8

Total wins / game	SGP	KUW	SGP	KUW	SGP	KUW	Total wins all zones	
	Def. zone	Att. zone	Neutral zone		Att. zone	Def. zone	SGP	KUW
	9 / 39%	14 / 61%	12 / 48%	13 / 52%	11 / 55%	9 / 45%	32 / 47%	36 / 53%

HEAD TO HEAD

KUW											
No.	19	69	88	89	93	Tot.	wins SGP	Dz	Nz	Az	
SGP	23	2 - 0	2 - 3	1 - 0	0 - 2	10	5 50%	1 50%	4 57%	0 0%	
	55	3 - 7	2 - 2		1 - 3	29	13 45%	3 27%	4 50%	6 60%	
	68	4 - 4	4 - 4		4 - 7	29	14 48%	5 50%	4 40%	5 56%	
Tot.	20	17	1	17	13	68	32 47%	9 39%	12 48%	11 55%	
wins KUW	11 55%	9 53%	0 0%	12 71%	4 31%	36 53%					
Dz	1 17%	1 50%		5 83%	2 33%	9 45%					
Nz	2 50%	6 60%	0 0%	5 71%	0 0%	13 52%					
Az	8 80%	2 40%		2 50%	2 50%	14 61%					

Legend: Az Attacking zone Dz Defending zone No. Jersey number Nz Neutral zone Tot. Total face-offs played



Game Roster

比赛名单

JPN - THA

Referees

SHEN Yen-Chin (TPE) , WANG Gongbo (CHN)

Linespersons

LIU Haotian (CHN) , SU Wonil (KOR)

Goalkeepers

Team: JPN

No.	Name	GP	MIP	GA	SVS	SOG	SVS%	GAA
1	NARISAWA Yuta	0	00:00	0	0	0	0.00	0.00
29	OTSUKA Issa	1	00:00	0	0	0	0.00	0.00
30	SATO Eiki	1	60:00	0	13	13	100.00	0.00

Team Roster

Team: JPN (Black)

No.	Pos.	Name	GP	G	A	PTS	PIM	+/-
1	GK	NARISAWA Yuta	0	0	0	0	0	
2	D	HAYATA Seiya	1	0	0	0	0	+5
4	D	YONEYAMA Koki	1	2	2	4	0	+7
5	D	HALLIDAY Jiei	1	1	0	1	0	+4
6	D	YAMADA Kotaro	1	0	0	0	0	+1
7	F	TSUTSUMI Kotaro	1	0	1	1	0	+1
8	D	ISHIDA Riku	1	0	0	0	0	+1
9	F	TAKAGI Kenta	1	0	0	0	0	+1
10	F	KOBAYASHI Toi	1	0	3	3	0	+3
11	F	OTSU Kosuke	1	1	3	4	0	+5
12	D	SATO Hiroto	1	0	1	1	0	+4
13	F	OKUBO Masato	1	1	0	1	0	+4
14	F	OSAWA Yuto	1	0	1	1	4	+3
15	F	IRIKURA Taiga	1	1	4	5	0	+4
16	F	HITOSATO Shigeki	1	2	4	6	0	+6
18	F	FURUHASHI Makuru	1	1	0	1	2	+1
19	F	NAKAJIMA Shogo	0	0	0	0	0	
20	D	OTSU Yusei	1	0	4	4	0	+4
21	F	SUZUKI Kento	1	3	1	4	0	+4
25	F	ISOGAI Sota	1	2	1	3	0	+5
27	D	LAWLOR Kazuki	1	1	0	1	0	+2
29	GK	OTSUKA Issa	1	0	0	0	0	
30	GK	SATO Eiki	1	0	0	0	0	

Head Coach: SKALDE Jarrod

Team: THA

No.	Name	GP	MIP	GA	SVS	SOG	SVS%	GAA
1	KLEINESCHAY Benjamin	1	60:00	12	54	66	81.82	12.00
20	VOLLENWEIDER Dominik	1	00:00	0	0	0	0.00	0.00
25	McALEAR James Na Phikul	0	00:00	0	0	0	0.00	0.00

Team: THA (White)

No.	Pos.	Name	GP	G	A	PTS	PIM	+/-
1	GK	KLEINESCHAY Benjamin	1	0	0	0	0	
4	F	SUKWIBOON Rakchai	1	0	0	0	0	-5
5	D	KINDBORN Ken	1	0	0	0	0	-10
6	F	SUTIVIJITHO Nakrit	1	0	0	0	0	0
7	F	HONGSWADHI Pann	1	0	0	0	0	0
8	D	PHASUKKIJWATANA Punn	1	0	0	0	0	0
10	F	KHUNRAJ Athit	1	0	0	0	0	-2
11	F	FORSTNER Patrick	1	0	0	0	0	-3
12	D	WATTHANA Sarawut	1	0	0	0	0	-2
13	F	LAMPSON Nicholas Charles	1	0	0	0	2	-7
14	D	PHASOOKWONG Sarawut	1	0	0	0	2	-7
15	F	SAKCHAICHAROENKUL Thanachai	1	0	0	0	0	0
16	D	VATANAPANYAKUL Araya	1	0	0	0	0	0
17	F	LUCKANATINAKORN Nathaphat	1	0	0	0	0	0
18	F	LIMPINPHET Chanokchon	1	0	0	0	0	-3
19	F	PHUANGROT Thatsanai	1	0	0	0	0	-3
20	GK	VOLLENWEIDER Dominik	1	0	0	0	0	
22	D	YANNAKORNTHANAPUNT Natchayatorn	1	0	0	0	0	-1
24	D	TAWON Satira	1	0	0	0	0	-1
25	GK	McALEAR James Na Phikul	0	0	0	0	0	
28	F	AAROLA Kim	1	0	0	0	0	-6
61	F	ISAKSSON Jan	1	0	0	0	0	-5

Head Coach: COOK Casey

Legend:

+/-	Plus/minus net	A	Assists	D	Defender	F	Forward
G	Goals	GA	Goals against	GAA	Goals against as average per 60 minutes	GK	Goalkeeper
GP	Games played	MIP	Minutes and seconds played	No.	Jersey number	PIM	Penalties in minutes
Pos.	Position	PTS	Points	SOG	Shots on goal	SVS	Saves
SVS%	Saves in percentage						



Line-Ups 阵容

JPN - THA

Referees

SHEN Yen-Chin (TPE), WANG Gongbo (CHN)

Linespersons

LIU Haotian (CHN), SU Wonil (KOR)

Goalkeepers

Team: JPN

No.	Name
29	OTSUKA Issa
30	SATO Eiki

Team Line-ups

Team: JPN (Black)

No.	Pos.	Name
8	D	ISHIDA Riku +C
20	D	OTSU Yusei
15	F	IRIKURA Taiga +A
21	F	SUZUKI Kento
25	F	ISOGAI Sota
2	D	HAYATA Seiya
4	D	YONEYAMA Koki
10	F	KOBAYASHI Toi
13	F	OKUBO Masato
16	F	HITOSATO Shigeki
5	D	HALLIDAY Jiei +A
12	D	SATO Hiroto
7	F	TSUTSUMI Kotaro
14	F	OSAWA Yuto
18	F	FURUHASHI Makuru
6	D	YAMADA Kotaro
27	D	LAWLOR Kazuki
9	F	TAKAGI Kenta
11	F	OTSU Kosuke

Head Coach: SKALDE Jarrod

NOT DRESSED:

1 GK NARISAWA Yuta
19 F NAKAJIMA Shogo

Team: THA

No.	Name
1	KLEINESCHAY Benjamin
20	VOLLENWEIDER Dominik

Team: THA (White)

No.	Pos.	Name
5	D	KINDBORN Ken +C
14	D	PHASOOKWONG Sarawut
19	F	PHUANGROT Thatsanai
28	F	AAROLA Kim +A
61	F	ISAKSSON Jan
12	D	WATTANA Sarawut
22	D	YANNAKORNTHANAPUNT Natchayatorn
4	F	SUKWIBOON Rakchai
11	F	FORSTNER Patrick
18	F	LIMPINPHET Chanokchon
16	D	VATANAPANYAKUL Araya
24	D	TAWON Satira
6	F	SUTIVIJITHO Nakrit
10	F	KHUNRAJ Athit
17	F	LUCKANATINAKORN Nathaphat
8	D	PHASUKKIJWATANA Punn
7	F	HONGSWADHI Pann
15	F	SAKCHAICHAROENKUL Thanachai

Head Coach: COOK Casey

NOT DRESSED:

13 F LAMPSON Nicholas Charles
25 GK McALEAR James Na Phikul

Legend:

+A Alternate Captain
No. Jersey number

+C Captain
Pos. Position

D Defender

F Forward

Graphical Line-ups

阵容图

JPN - THA

Referees

SHEN Yen-Chin (TPE) , WANG Gongbo (CHN)

Linespersons

LIU Haotian (CHN) , SU Wonil (KOR)

Team: JPN - Japan (Black)

Head Coach: SKALDE Jarrod

S1 29 OTSUKA Issa		
30 SATO Eiki		
S6 25 ISOGAI Sota	S4 15 IRIKURA Taiga +A	S5 21 SUZUKI Kento
S3 20 OTSU Yusei	S2 8 ISHIDA Riku +C	
16 HITOSATO Shigeki	10 KOBAYASHI Toi	13 OKUBO Masato
2 HAYATA Seiya	4 YONEYAMA Koki	
18 FURUHASHI Makuru	14 OSAWA Yuto	7 TSUTSUMI Kotaro
12 SATO Hiroto	5 HALLIDAY Jiei +A	
11 OTSU Kosuke		9 TAKAGI Kenta
6 YAMADA Kotaro	27 LAWLOR Kazuki	

Team: THA - Thailand (White)

Head Coach: COOK Casey

S1 20 VOLLENWEIDER Dominik		
1 KLEINESCHAY Benjamin		
S6 61 ISAKSSON Jan	S5 28 AAROLA Kim +A	S4 19 PHUANGROT Thatsanai
S2 5 KINDBORN Ken +C	S3 14 PHASOOKWONG Sarawut	
4 SUKWIBOON Rakchai	11 FORSTNER Patrick	18 LIMPINPHET Chanokchon
12 WATTANA Sarawut	22 YANNAKORNTHANAPUNT Natchayatorn	
6 SUTIVIJITHO Nakrit	10 KHUNRAJ Athit	17 LUCKANATINAKORN Nathaphat
16 VATANAPANYAKUL Araya	24 TAWON Satira	
15 SAKCHAICHAROENKUL Thanachai	7 HONGSWADHI Pann	8 PHASUKKIJWATANA Punn

Legend:

+A Alternate Captain

+C Captain

Sn

Starting position

Timing & Results provided by BORNAN



Game Summary

比赛总结

JPN - THA 8 - 1 (1 - 0 , 4 - 0 , 3 - 1)

Spectators	Referees	Linespersons
715	SHEN Yen-Chin (TPE) , WANG Gongbo (CHN)	LIU Haotian (CHN) , SU Wonil (KOR)

Team Statistics

Period	Score	SVS	SOG	PIM	TPP	PPG	SHG
1	1 : 0	7 : 17	18 : 7	4 : 2	01:04 : 04:00	0 : 0	0 : 0
2	4 : 0	0 : 22	26 : 0	2 : 2	02:29 : 02:00	1 : 0	1 : 0
3	3 : 1	5 : 29	32 : 6	2 : 2	02:00 : 01:15	0 : 1	0 : 0
Total	8 : 1	12 : 68	76 : 13	8 : 6	05:33 : 07:15	1 : 1	1 : 0

1st Period

Action	Time	ET/Res	Team	Type	No.	Name	(G)	Name of Assistant(s) / Action Description
GK	00:00		JPN		29	OTSUKA Issa		- Goalkeeper in
GK	00:00		THA		20	VOLLENWEIDER D		- Goalkeeper in
Penalty	02:05	04:05	JPN	2 min.	12	SATO Hiroto		- Holding an opponent
Goal	09:21	1 : 0	JPN	EQ	25	ISOGAI Sota	(3)	27 LAWLOR K On Ice JPN 29 6 15 21 25 27 15 IRIKURA Taiga THA 20 5 11 14 17 61
Penalty	16:02	18:02	JPN	2 min.	16	HITOSATO Shigeki		- Interference
Penalty	18:56	20:56	THA	2 min.	14	PHASOOKWONG S		- Elbowing

2nd Period

Action	Time	ET/Res	Team	Type	No.	Name	(G)	Name of Assistant(s) / Action Description
Penalty	23:56	25:29	THA	2 min.	17	LUKANATINAKORN N		- Hooking
Goal	25:29	2 : 0	JPN	PP1	4	YONEYAMA Koki	(3)	16 HITOSATO Shigeki On Ice JPN 29 4 15 16 21 25 25 ISOGAI Sota THA 20 5 14 18 28 *
Penalty	26:26	28:26	JPN	2 min.	2	HAYATA Seiya		- Tripping
Goal	27:00	3 : 0	JPN	SH1	6	YAMADA Kotaro	(1)	14 OSAWA Yuto On Ice JPN 29 6 14 18 27 27 LAWLOR K THA 20 5 18 19 22 28
Goal	39:05	4 : 0	JPN	EQ	18	FURUHASHI Makuru	(2)	10 KOBAYASHI T On Ice JPN 29 8 10 16 18 20 THA 20 11 12 18 22 61
Goal	39:43	5 : 0	JPN	EQ	9	TAKAGI Kenta	(1)	5 HALLIDAY Jiei On Ice JPN 29 5 9 11 12 14 12 SATO Hiroto THA 20 4 5 14 19 28

3rd Period

Action	Time	ET/Res	Team	Type	No.	Name	(G)	Name of Assistant(s) / Action Description
Penalty	40:28	42:28	THA	2 min.	14	PHASOOKWONG S		- Holding an opponent
Goal	44:17	6 : 0	JPN	EQ	6	YAMADA Kotaro	(2)	25 ISOGAI Sota On Ice JPN 29 6 8 15 21 25 15 IRIKURA Taiga THA 20 14 18 22 28 61
Goal	50:06	7 : 0	JPN	EQ	21	SUZUKI Kento	(4)	25 ISOGAI Sota On Ice JPN 29 5 12 15 21 25 12 SATO Hiroto THA 20 5 6 11 16 19
Penalty	53:00	54:15	JPN	2 min.	25	ISOGAI Sota		- Hooking
Time-out	53:00		THA					
Goal	54:15	7 : 1	THA	PP1	28	AAROLA K	(1)	On Ice JPN 29 2 9 10 20 THA 20 5 11 14 28 61 *
Goal	54:33	8 : 1	JPN	EQ	13	OKUBO Masato	(2)	11 OTSU Kosuke On Ice JPN 29 5 7 11 12 13 5 HALLIDAY Jiei THA 20 4 12 18 19 22
GK	60:00		JPN					29 OTSUKA Issa - Goalkeeper out
GK	60:00		THA					20 VOLLENWEIDER D - Goalkeeper out

Goalkeeper Records

Team : JPN - Japan

No.	Name	SOG	SVS	MIP
29	OTSUKA Issa	13	12	60:00
30	SATO Eiki			

Team : THA - Thailand

No.	Name	SOG	SVS	MIP
20	VOLLENWEIDER Dominik	76	68	60:00
1	KLEINESCHAY Benjamin			



Game Statistics

Team : JPN (Black)

Head Coach : SKALDE Jarrod										Shots on Goal						Time on Ice							
No.	Pos.	Name	G	A	P	PIM	FO+	FO-	FO+/-	FO%	1	2	3	OT	TS	+/-	1	2	3	OT	TOT	SHF	AVG
8	D	ISHIDA Riku +C	0	0	0	0	0	0	0	0.00	1	4	1		6	+2	4:27	4:41	3:33		12:41	17	0:44
15	F	IRIKURA Taiga +A	0	2	2	0	15	9	6	62.50	0	1	0		1	+3	6:57	6:35	5:13		18:45	24	0:46
20	D	OTSU Yusei	0	0	0	0	0	0	0	0.00	1	0	0		1	+1	4:41	3:46	5:53		14:20	17	0:50
21	F	SUZUKI Kento	1	0	1	0	0	0	0	0.00	1	0	2		3	+3	4:47	6:44	5:11		16:42	21	0:47
25	F	ISOGAI Sota	1	3	4	2	0	0	0	0.00	2	0	3		5	+3	5:07	7:16	5:05		17:28	23	0:45
2	D	HAYATA Seiya	0	0	0	2	0	0	0	0.00	1	2	2		5	0	5:05	4:40	5:02		14:47	17	0:52
4	D	YONEYAMA Koki	1	0	1	0	0	0	0	0.00	2	2	2		6	0	6:12	5:16	6:38		18:06	18	1:00
10	F	KOBAYASHI Toi	0	1	1	0	12	10	2	54.55	2	2	2		6	+1	7:29	8:00	7:12		22:41	24	0:56
13	F	OKUBO Masato	1	0	1	0	2	2	0	50.00	1	2	5		8	+1	5:14	4:53	5:55		16:02	21	0:45
16	F	HITOSATO Shigeki	0	1	1	2	0	0	0	0.00	0	1	0		1	+1	6:50	7:37	5:20		19:47	20	0:59
5	D	HALLIDAY Jiei +A	0	2	2	0	0	0	0	0.00	0	1	1		2	+3	4:34	5:20	4:09		14:03	19	0:44
7	F	TSUTSUMI Kotaro	0	0	0	0	1	0	1	100.00	2	0	6		8	+1	4:20	0:49	6:13		11:22	18	0:37
12	D	SATO Hiroto	0	2	2	2	0	0	0	0.00	0	1	0		1	+3	4:10	4:38	4:56		13:44	19	0:43
14	F	OSAWA Yuto	0	1	1	0	18	1	17	94.74	0	1	1		2	+2	4:26	3:33	6:22		14:21	21	0:41
18	F	FURUHASHI Makuru	1	0	1	0	0	0	0	0.00	2	1	1		4	+2	4:38	4:42	8:06		17:26	22	0:47
6	D	YAMADA Kotaro	2	0	2	0	0	0	0	0.00	0	1	3		4	+3	4:49	5:58	4:11		14:58	19	0:47
9	F	TAKAGI Kenta	1	0	1	0	0	0	0	0.00	0	5	0		5	+1	3:25	5:04	2:55		11:24	17	0:40
11	F	OTSU Kosuke	0	1	1	0	0	0	0	0.00	2	0	2		4	+2	3:51	4:47	2:40		11:18	15	0:45
27	D	LAWLOR Kazuki	0	2	2	0	0	0	0	0.00	1	2	1		4	+2	4:58	3:41	4:11		12:50	17	0:45
29	GK	OTSUKA Issa	0	0	0	0					0	0	0		0								
30	GK	SATO Eiki	0	0	0	0					0	0	0		0								
Total			8	15	23	8	48	22	26	68.57	18	26	32		76								

Team : THA (White)

Head Coach : COOK Casey										Shots on Goal						Time on Ice							
No.	Pos.	Name	G	A	P	PIM	FO+	FO-	FO+/-	FO%	1	2	3	OT	TS	+/-	1	2	3	OT	TOT	SHF	AVG
5	D	KINDBORN Ken +C	0	0	0	0	0	0	0	0.00	2	0	3		5	-4	10:24	12:59	7:59		31:22	31	1:00
14	D	PHASOOKWONG Sarawut	0	0	0	4	0	0	0	0.00	1	0	0		1	-3	11:29	10:38	7:48		29:55	30	0:59
19	F	PHUANGROT Thatsanai	0	0	0	0	0	3	-3	0.00	1	0	0		1	-4	9:21	11:08	8:44		29:13	31	0:56
28	F	AAROLA Kim +A	1	0	1	0	11	30	-19	26.83	2	0	2		4	-3	11:01	12:02	11:29		34:32	31	1:06
61	F	ISAKSSON Jan	0	0	0	0	0	1	-1	0.00	0	0	0		0	-3	11:18	8:15	9:59		29:32	31	0:57
4	F	SUKWIBOON Rakchai	0	0	0	0	0	1	-1	0.00	0	0	0		0	-2	6:07	6:17	4:18		16:42	21	0:47
11	F	FORSTNER Patrick	0	0	0	0	11	13	-2	45.83	0	0	1		1	-3	8:10	5:34	8:45		22:29	32	0:42
12	D	WATTANA Sarawut	0	0	0	0	0	0	0	0.00	0	0	0		0	-2	7:13	4:16	5:40		17:09	22	0:46
18	F	LIMPINPHET Chanokchon	0	0	0	0	0	0	0	0.00	1	0	0		1	-4	7:03	7:19	5:38		20:00	24	0:50
22	D	YANNAKORNTHANAPUNT Natchayatorn	0	0	0	0	0	0	0	0.00	0	0	0		0	-4	10:42	7:40	7:33		25:55	33	0:47
6	F	SUTIVIJITHO Nakrit	0	0	0	0	0	0	0	0.00	0	0	0		0	-1	0:00	0:59	1:51		2:50	5	0:34
10	F	KHUNRAJ Athit	0	0	0	0	0	0	0	0.00	0	0	0		0	0	1:10	1:15	1:39		4:04	5	0:48
16	D	VATANAPANYAKUL Araya	0	0	0	0	0	0	0	0.00	0	0	0		0	-1	0:18	1:28	6:31		8:17	11	0:45
17	F	LUCKANATINAKORN Nathaphat	0	0	0	2	0	0	0	0.00	0	0	0		0	-1	4:54	3:33	4:08		12:35	15	0:50
24	D	TAWON Satira	0	0	0	0	0	0	0	0.00	0	0	0		0	0	0:49	2:44	4:22		7:55	9	0:52
7	F	HONGSWADHI Pann	0	0	0	0	0	0	0	0.00	0	0	0		0	0	0:00	0:00	0:00		0:00	0	0:00
8	D	PHASUKKIJWATANA Punn	0	0	0	0	0	0	0	0.00	0	0	0		0	0	0:00	0:00	1:36		1:36	2	0:48
15	F	SAKCHAICHAROENKUL Thanachai	0	0	0	0	0	0	0	0.00	0	0	0		0	0	0:00	0:00	0:00		0:00	0	0:00
1	GK	KLEINESCHAY Benjamin	0	0	0	0					0	0	0		0								
20	GK	VOLLENWEIDER Dominik	0	0	0	0					0	0	0		0								
Total			1	0	1	6	22	48	-26	31.43	7	0	6		13								



Group A

R	Team	GP	W	OTW	OTL	L	GDF	GF : GA	PTS
1	JPN	2	2	0	0	0	+22	23 : 1	6
2	KAZ	1	1	0	0	0	+12	12 : 0	3
3	KOR	1	0	1	0	0	+1	6 : 5	2
4	CHN	1	0	0	1	0	-1	5 : 6	1
5	TPE	1	0	0	0	1	-15	0 : 15	0
6	THA	2	0	0	0	2	-19	1 : 20	0

	CHN	JPN	KAZ	KOR	THA	TPE
CHN	*****	MON 10 FEB 20:00	WED 05 FEB 20:00	5:6	FRI 07 FEB 12:30	SAT 08 FEB 20:00
JPN	MON 10 FEB 20:00	*****	SAT 08 FEB 12:00	FRI 07 FEB 12:30	8:1	15:0
KAZ	WED 05 FEB 20:00	SAT 08 FEB 12:00	*****	MON 10 FEB 12:00	12:0	FRI 07 FEB 09:00
KOR	6:5	FRI 07 FEB 12:30	MON 10 FEB 12:00	*****	SAT 08 FEB 16:00	WED 05 FEB 16:00
THA	FRI 07 FEB 12:30	1:8	0:12	SAT 08 FEB 16:00	*****	MON 10 FEB 16:00
TPE	SAT 08 FEB 20:00	0:15	FRI 07 FEB 09:00	WED 05 FEB 16:00	MON 10 FEB 16:00	*****

Legend:

(G)	Goals in tournament	*	Does not count for Plus/minus	+/-	Plus/minus net	+A	Alternate Captain
+C	Captain	A	Assists	AVG	Average time on ice / shift	D	Defender
EQ	Equal strength	ET/Res	Penalty end time/Result of game	F	Forward	FO%	Face-offs won as percentage
FO+	Face-offs won	FO-	Face-offs lost	FO+/-	Face-offs net	G	Goals
GA	Goals against	GDF	Goal difference	GF	Goals for	GK	Goalkeeper
GP	Games played	L	Losses	MIP	Minutes in play (GK)	No.	Jersey number
OT	Overtime	OTL	Overtime losses	OTW	Overtime wins	P	Points
PIM	Penalties in minutes	Pos.	Position	PP1	Power play - 1 player	PPG	Power play goals
PTS	Points	R	Rank	SH1	Shorthanded - 1 player	SHF	Number of shifts
SHG	Shorthanded goals	SOG	Shots on goal	SVS	Saves	TOT	Total
TPP	Time on power play	TS	Total shots	W	Wins		

Shot Chart

射门表

JPN - THA

Shots by THA

Goals (o): 0

SSG (+): 7

SSP (-): 0

SPG (-): 1



GK 29 of JPN



1st Period




Shots by JPN

Goals (o): 1

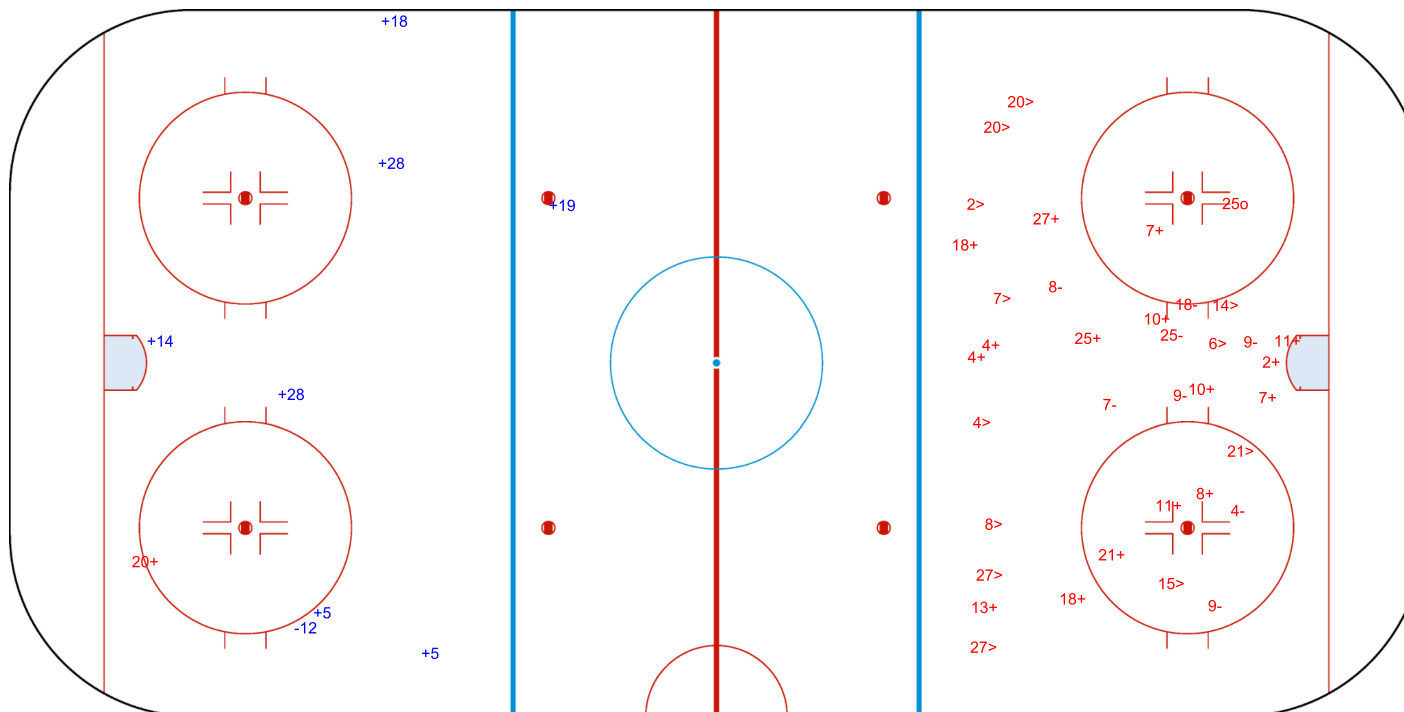
SSG (+): 17

SSP (>): 12

SPG (-): 8

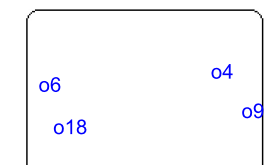


GK 20 of THA





Shots by JPN
Goals (o): 4
SSP (<): 12
SSG (+): 22
SPG (-): 7



GK 20 of THA



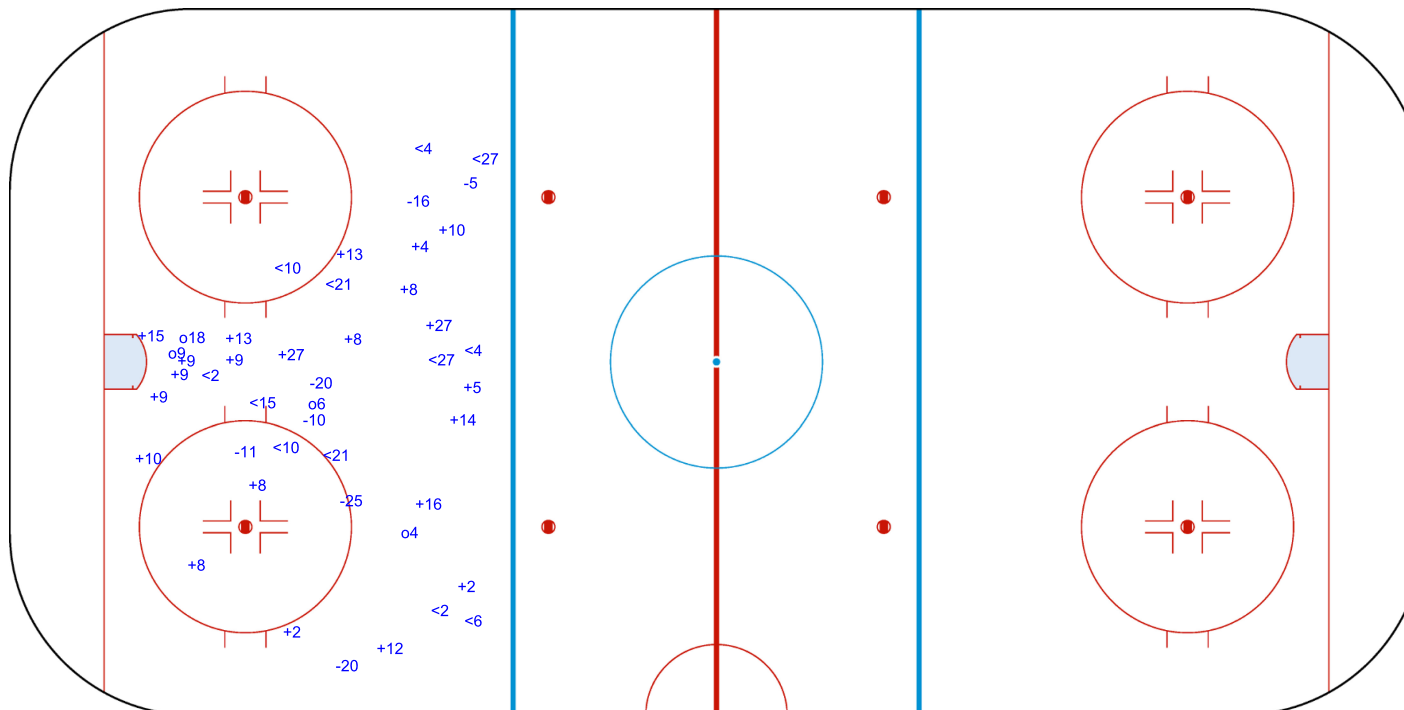
2nd Period



Shots by THA
Goals (o): 0
SSP (>): 0
SSG (+): 0
SPG (-): 0



GK 29 of JPN





Shots by THA

Goals (o): 1

SSG (+): 5

SSP (-): 0

SPG (-): 0



GK 29 of JPN



3rd Period



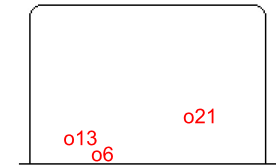
Shots by JPN

Goals (o): 3

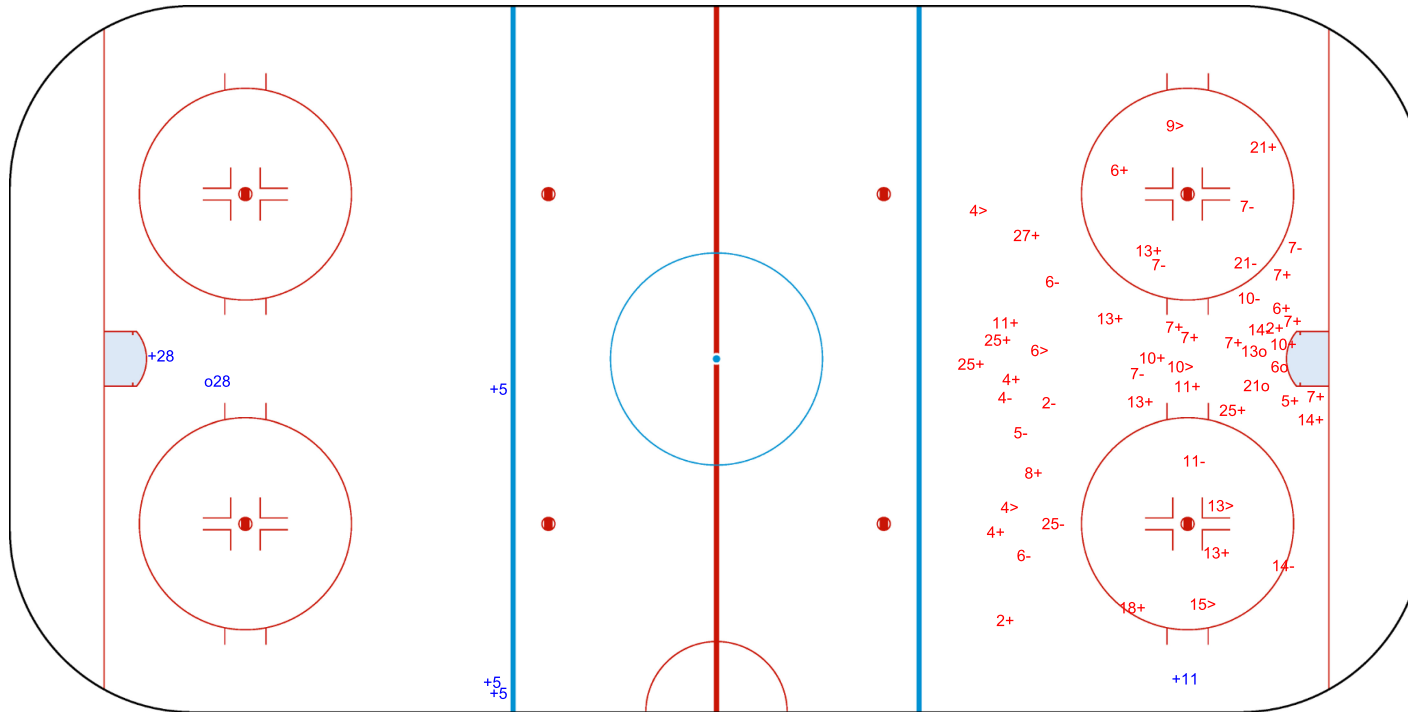
SSG (+): 29

SSP (>): 7

SPG (-): 15



GK 20 of THA



Legend:

GK

Goalkeeper

SPG

Shots past goal

SSG

Shots saved by goalkeeper

SSP

Shots saved by player

Timing & Results provided by BORNAN

Report Created WED 5 FEB 2025 14:21

BORNAN
SPORTS TECHNOLOGY

Face-off Chart

争球表

JPN - THA

1st PERIOD

Total wins / period	JPN		THA		JPN		THA		Total wins all zones	
	Def. zone	Att. zone	Neutral zone		Att. zone	Def. zone				
	+ 15	- 28	+ 15	- 28	+ 14	- 11				
	- 15	+ 28	- 10	+ 11	+ 14	- 28				
	+ 10	- 11	+ 14	- 28	- 15	+ 11				
	- 10	+ 28	- 10	+ 28	+ 13	- 19				
	+ 14	- 28	+ 15	- 28	+ 15	- 19				
Total wins / period					- 15	+ 11				
					- 10	+ 28				
					+ 10	- 28				
					+ 10	- 11				
					+ 10	- 11				
					- 15	+ 28				
					+ 15	- 28				
				+ 15	- 28					

2nd PERIOD

	JPN		THA		JPN		THA		Total wins all zones
	Def. zone	Att. zone	Neutral zone		Att. zone	Def. zone			
	+ 14	- 28	+ 15	- 28	+ 14	- 11			
			- 10	+ 11	+ 10	- 28			
			+ 14	- 11	+ 14	- 19			
- 13			+ 11	+ 15	- 28				
Total wins / period	1 / 100%	0 / 0%	- 10	+ 28	- 10	+ 11			
			+ 14	- 28	+ 10	- 28			
			- 13	+ 11	- 15	+ 28			
					+ 14	- 28			
					+ 14	- 28			
					+ 10	- 28			
					- 15	+ 11			
					- 15	+ 28			
12 / 60%		8 / 40%							

3rd PERIOD

	JPN		THA		JPN		THA		JPN		THA		
	Def. zone	Att. zone	Neutral zone		Att. zone	Def. zone	Att. zone	Def. zone	Att. zone	Def. zone	Att. zone	Def. zone	
	+ 14	- 28	+ 15	- 11	+ 14	- 28	+ 14	- 28	+ 14	- 28	+ 14	- 28	Total wins all zones
	- 10	+ 28	+ 10	- 11	+ 15	- 61	+ 10	- 28	+ 15	- 28	+ 15	- 28	
			+ 10	- 28	+ 10	- 28	+ 15	- 28	+ 15	- 28	+ 15	- 28	
			+ 13	- 4	+ 15	- 28	+ 15	- 28	+ 10	- 11	+ 14	- 28	
			+ 15	- 11	+ 15	- 28	+ 14	- 28	+ 14	- 28	- 14	+ 28	
Total wins / period			- 10	+ 28	+ 14	- 28	+ 14	- 28	+ 14	- 28	+ 14	- 28	



				- 15	+ 11
				+ 10	- 28
				+ 14	- 11
				+ 7	- 28
				+ 15	- 11
				- 15	+ 11
				- 10	+ 11
				+ 14	- 28
				+ 15	- 11
1 / 50%	1 / 50%	5 / 83%	1 / 17%	15 / 79%	4 / 21%

TOTAL

Total wins / game	JPN	THA	JPN	THA	JPN	THA	Total wins all zones	
	Def. zone	Att. zone	Neutral zone		Att. zone	Def. zone		
	5 / 63%	3 / 37%	11 / 61%	7 / 39%	32 / 73%	12 / 27%	JPN	THA
							48 / 69%	22 / 31%

HEAD TO HEAD

		THA									
No.		4	11	19	28	61	Tot.	wins JPN	Dz	Nz	Az
JPN	7				1 - 0		1	1 100%			1 100%
	10		5 - 4		7 - 6		22	12 55%	1 33%	2 29%	9 75%
	13	1 - 0	0 - 2	1 - 0			4	2 50%		1 33%	1 100%
	14		4 - 0	1 - 0	13 - 1		19	18 95%	3 100%	3 100%	12 92%
	15		4 - 5	1 - 0	9 - 4	1 - 0	24	15 63%	1 50%	5 100%	9 53%
Tot.		1	24	3	41	1	70	48 69%	5 63%	11 61%	32 73%
wins THA		0 0%	11 46%	0 0%	11 27%	0 0%	22 31%				
Dz			7 47%	0 0%	5 20%	0 0%	12 27%				
Nz		0 0%	4 50%		3 33%		7 39%				
Az			0 0%		3 43%		3 37%				

Legend:									
Az	Attacking zone	Dz	Defending zone	No.	Jersey number	Nz	Neutral zone	Tot.	Total face-offs played

Game Roster

比赛名单

KGZ - BRN

Referee

BORYAYEV Anton (KAZ)

Linespersons

HUNG Chi-Lun (TPE) , YUAN Zhaoyang (CHN)

Goalkeepers

Team: KGZ

No.	Name	GP	MIP	GA	SVS	SOG	SVS%	GAA
1	VASILEV Artem	1	28:35	1	5	6	83.33	2.10
20	MARAIMBEKOV Arslan	1	30:13	7	8	15	53.33	13.90

Team Roster

Team: KGZ (Red)

No.	Pos.	Name	GP	G	A	PTS	PIM	+/-
1	GK	VASILEV Artem	1	0	0	0	0	
3	D	LESHCHENKO Egor	1	0	0	0	0	0
4	D	KACHKYNBEKOV Adis	1	0	1	1	0	+1
5	D	NURALIEV Adilet	1	0	1	1	0	+2
6	F	TITOV Aleksandr	1	0	2	2	0	-1
10	D	EGOROV Maksim	1	1	0	1	2	+2
11	D	ISAMATOV Ernazar	1	0	0	0	0	0
12	F	MAKSATBEKOV Belek	1	0	0	0	0	+1
13	F	BEKMURATOV Adil	1	1	1	2	0	-2
14	F	MIRBEKOV Ersultan	1	1	2	3	0	-1
15	F	ABDYRAEV Islambek	1	1	3	4	0	0
16	D	TERENTYEV Kuzma	1	0	1	1	0	-2
17	D	KUDASHEV Anton	1	0	0	0	0	0
18	F	BEM Zakhar	1	0	1	1	0	0
19	F	ISMANOV Sultan	1	0	1	1	2	0
20	GK	MARAIMBEKOV Arslan	1	0	0	0	0	
21	F	SEIFULOV Mamed	1	5	1	6	0	+2
22	D	POPOV Denis	1	0	1	1	2	-3
24	F	SUPOKHUNOV Tair	1	0	0	0	0	0

Head Coach: CHEKANOV Mikhail

Team: BRN

No.	Name	GP	MIP	GA	SVS	SOG	SVS%	GAA
9	ALMUTLAQ Rashed	1	00:00	0	0	0	0.00	0.00
91	ALADHAB Abdulla	1	60:00	20	39	59	66.10	20.00

Team: BRN (White)

No.	Pos.	Name	GP	G	A	PTS	PIM	+/-
5	D	HUSAIN Ammar	1	0	0	0	0	0
7	D	SULAIBEEKH Salman	1	0	0	0	0	-9
8	F	ALSALAH Yousif	1	0	0	0	2	-7
9	GK	ALMUTLAQ Rashed	1	0	0	0	0	
10	D	SAYER Abdulla	1	0	0	0	0	0
13	F	HEGAZI Sameh	1	0	0	0	0	-10
17	D	TURKI Abdulrahman	1	0	0	0	0	-10
19	F	ALI Majeed	1	0	0	0	0	-2
23	F	MASAUD Ahmed	1	0	0	0	0	-6
28	F	HEJRES Abdullatif	1	0	0	0	0	-9
53	F	ALATWI Mohamed Salah Mohamed	1	0	0	0	0	-2
55	F	ALTHAWADI Salman	1	0	0	0	0	-11
69	F	JANAHI Abdulla	1	0	0	0	0	-3
75	F	ALMARZOOQI Abdulla	1	0	0	0	0	-2
77	F	ALBAHRI Rashed	1	1	0	1	0	-9
89	D	TURKI Abdulla	1	0	0	0	0	-4
91	GK	ALADHAB Abdulla	1	0	0	0	0	
99	D	ALMUTAWA Abdulla	1	0	0	0	0	-6

Head Coach: FAKHROO Tamer

Legend:

+/-	Plus/minus net	A	Assists	D	Defender	F	Forward
G	Goals	GA	Goals against	GAA	Goals against as average per 60 minutes	GK	Goalkeeper
GP	Games played	MIP	Minutes and seconds played	No.	Jersey number	PIM	Penalties in minutes
Pos.	Position	PTS	Points	SOG	Shots on goal	SVS	Saves
SVS%	Saves in percentage						

Line-Ups 阵容

KGZ - BRN

Referee

BORYAYEV Anton (KAZ)

Linespersons

HUNG Chi-Lun (TPE), YUAN Zhaoyang (CHN)

Goalkeepers

Team: KGZ

No.	Name
1	VASILEV Artem
20	MARAIMBEKOV Arslan

Team: BRN

No.	Name
9	ALMUTLAQ Rashed
91	ALADHAB Abdulla

Team Line-ups

Team: KGZ (Red)

No.	Pos.	Name
10	D	EGOROV Maksim
16	D	TERENTYEV Kuzma +C
6	F	TITOV Aleksandr
15	F	ABDYRAEV Islambek +A
21	F	SEIFULOV Mamed
3	D	LESHCHENKO Egor
4	D	KACHKYNBEKOV Adis
13	F	BEKMURATOV Adil
14	F	MIRBEKOV Ersultan
19	F	ISMANOV Sultan
5	D	NURALIEV Adilet
22	D	POPOV Denis
12	F	MAKSATBEKOV Belek
18	F	BEM Zakhar
24	F	SUPOKHUNOV Tair
17	D	KUDASHEV Anton +A

Head Coach: CHEKANOV Mikhail

Team: BRN (White)

No.	Pos.	Name
7	D	SULAIBEEKH Salman +A
8	F	ALSALAH Yousif
13	F	HEGAZI Sameh +C
23	F	MASAUD Ahmed
77	F	ALBAHRI Rashed
17	D	TURKI Abdulrahman
99	D	ALMUTAWA Abdulla
28	F	HEJRES Abdullatif
55	F	ALTHAWADI Salman +A
69	F	JANAHI Abdulla
5	D	HUSAIN Ammar
10	D	SAYER Abdulla
19	F	ALI Majeed
53	F	ALATWI Mohamed Salah Mohamed
75	F	ALMARZOOQI Abdulla
89	D	TURKI Abdulla

Head Coach: FAKHROO Tamer

NOT DRESSED:

11 D ISAMATOV Ernazar

Legend:

+A Alternate Captain
No. Jersey number

+C Captain
Pos. Position

D Defender

F Forward

Graphical Line-ups

阵容图

KGZ - BRN

Referee

BORYAYEV Anton (KAZ)

Linespersons

HUNG Chi-Lun (TPE) , YUAN Zhaoyang (CHN)

Team: KGZ - Kyrgyzstan (Red)

Head Coach: CHEKANOV Mikhail

S1 1 VASILEV Artem		
20 MARAIMBEKOV Arslan		
S4 6 TITOV Aleksandr	S5 15 ABDYRAEV Islambek +A	S6 21 SEIFULOV Mamed
S2 10 EGOROV Maksim	S3 16 TERENTYEV Kuzma +C	
13 BEKMURATOV Adil	14 MIRBEKOV Ersultan	19 ISMANOV Sultan
3 LESHCHENKO Egor	4 KACHKYNBEKOV Adis	
18 BEM Zakhar	12 MAKSATBEKOV Belek	24 SUPOKHUNOV Tair
5 NURALIEV Adilet	22 POPOV Denis	
	17 KUDASHEV Anton +A	

Team: BRN - Bahrain (White)

Head Coach: FAKHROO Tamer

S1 91 ALADHAB Abdulla		
9 ALMUTLAQ Rashed		
S6 77 ALBAHRI Rashed	S4 8 ALSALAH Yousif	S5 23 MASAUD Ahmed
S3 13 HEGAZI Sameh +C	S2 7 SULAIBEEKH Salman +A	
55 ALTHAWADI Salman +A	69 JANAHI Abdulla	28 HEJRES Abdullatif
99 ALMUTAWA Abdulla	17 TURKI Abdulrahman	
19 ALI Majeed	75 ALMARZOOQI Abdulla	53 ALATWI Mohamed Salah Mohamed
5 HUSAIN Ammar	10 SAYER Abdulla	
	89 TURKI Abdulla	

Legend:

+A Alternate Captain

+C Captain

Sn

Starting position

Timing & Results provided by BORNAN

Game Summary
比赛总结

REVISED
5 FEB 15:18

KGZ - BRN 29 - 0 (10 - 0 , 10 - 0 , 9 - 0)

Spectators	Referee	Linespersons
398	BORYAYEV Anton (KAZ)	HUNG Chi-Lun (TPE) , YUAN Zhaoyang (CHN)

Team Statistics

Period	Score	SVS	SOG	PIM	TPP	PPG	SHG
1	10 : 0	0 : 19	29 : 0	0 : 2	01:25 : 00:00	1 : 0	0 : 0
2	10 : 0	3 : 24	34 : 3	7 : 0	00:00 : 03:55	0 : 0	1 : 0
3	9 : 0	0 : 30	39 : 0	0 : 0	00:00 : 03:05	0 : 0	1 : 0
Total	29 : 0	3 : 73	102 : 3	7 : 2	01:25 : 07:00	1 : 0	2 : 0

1st Period

Action	Time	ET/Res	Team	Type	No.	Name	(G)	Name of Assistant(s) / Action Description
GK	00:00		KGZ		1	VASILEV Artem		- Goalkeeper in
GK	00:00		BRN		91	ALADHAB A		- Goalkeeper in
Penalty	02:38	04:03	BRN	2 min.		- Team penalty		- Too Many Players / Served by: 5 HUSAIN A
Goal	04:03	1 : 0	KGZ	PP1	13	BEKMURATOV Adil	(2)	14 MIRBEKOV Ersultan On Ice KGZ 1 4 13 14 19 22 22 POPOV Denis BRN 91 8 23 69 99 *
Goal	09:11	2 : 0	KGZ	EQ	3	LESHCHENKO Egor	(1)	24 SUPOKHUNOV Tair On Ice KGZ 1 3 5 12 18 24 5 NURALIEV Adilet BRN 91 17 28 55 69 99
Goal	09:56	3 : 0	KGZ	EQ	6	TITOV Aleksandr	(1)	10 EGOROV Maksim On Ice KGZ 1 6 10 15 16 21 21 SEIFULOV Mamed BRN 91 7 8 13 23 77
Goal	11:02	4 : 0	KGZ	EQ	14	MIRBEKOV Ersultan	(2)	22 POPOV Denis On Ice KGZ 1 5 13 14 19 22 13 BEKMURATOV Adil BRN 91 7 8 13 23 28
Goal	12:46	5 : 0	KGZ	EQ	15	ABDYRAEV Islambek	(2)	6 TITOV Aleksandr On Ice KGZ 1 6 10 15 16 21 5 NURALIEV Adilet BRN 91 7 13 19 28 55
Goal	15:17	6 : 0	KGZ	EQ	14	MIRBEKOV Ersultan	(3)	On Ice KGZ 1 3 4 13 14 19 BRN 91 17 23 75 77 99
Goal	16:27	7 : 0	KGZ	EQ	24	SUPOKHUNOV Tair	(1)	On Ice KGZ 1 3 5 15 21 24 BRN 91 8 13 17 53 75
Goal	16:40	8 : 0	KGZ	EQ	6	TITOV Aleksandr	(2)	15 ABDYRAEV Islambek On Ice KGZ 1 6 10 15 16 21 16 TEREYTYEV Kuzma BRN 91 8 17 23 77 99
Goal	18:37	9 : 0	KGZ	EQ	19	ISMANOV Sultan	(1)	13 BEKMURATOV Adil On Ice KGZ 1 4 13 14 19 22 BRN 91 7 13 28 55 69
Goal	19:25	10 : 0	KGZ	EQ	15	ABDYRAEV Islambek	(3)	6 TITOV Aleksandr On Ice KGZ 1 6 10 15 16 21 10 EGOROV Maksim BRN 91 8 17 19 23 99

2nd Period

Action	Time	ET/Res	Team	Type	No.	Name	(G)	Name of Assistant(s) / Action Description
Goal	20:25	11 : 0	KGZ	EQ	10	EGOROV Maksim	(2)	15 ABDYRAEV Islambek On Ice KGZ 1 6 10 15 16 21 21 SEIFULOV Mamed BRN 91 7 13 28 55 69
Goal	25:34	12 : 0	KGZ	EQ	5	NURALIEV Adilet	(1)	18 BEM Zakhar On Ice KGZ 1 3 5 12 18 24 3 LESHCHENKO Egor BRN 91 7 8 13 23 77
Goal	25:54	13 : 0	KGZ	EQ	21	SEIFULOV Mamed	(6)	6 TITOV Aleksandr On Ice KGZ 1 6 10 15 16 21 10 EGOROV Maksim BRN 91 7 8 13 23 77
Penalty	26:38	28:38	KGZ	2 min.	1	VASILEV Artem		- Delaying the Game / Served by: 13 BEKMURATOV Adil
GK	26:38		BRN		9	ALMUTLAQ R		- Goalkeeper in 91 ALADHAB A - Goalkeeper out
Goal	29:28	14 : 0	KGZ	EQ	6	TITOV Aleksandr	(3)	21 SEIFULOV Mamed On Ice KGZ 1 6 10 15 16 21 15 ABDYRAEV Islambek BRN 9 17 28 69 77 99
Goal	30:10	15 : 0	KGZ	EQ	6	TITOV Aleksandr	(4)	15 ABDYRAEV Islambek On Ice KGZ 1 6 10 15 16 21 21 SEIFULOV Mamed BRN 9 17 28 55 69 99
Goal	33:42	16 : 0	KGZ	EQ	19	ISMANOV Sultan	(2)	On Ice KGZ 1 4 13 14 19 22 BRN 9 17 28 55 69 99
Goal	33:55	17 : 0	KGZ	EQ	22	POPOV Denis	(1)	14 MIRBEKOV Ersultan On Ice KGZ 1 4 13 14 19 22 BRN 9 17 28 55 69 99
Goal	34:25	18 : 0	KGZ	EQ	12	MAKSATBEKOV Belek	(1)	24 SUPOKHUNOV Tair On Ice KGZ 1 3 5 12 18 24 5 NURALIEV Adilet BRN 9 7 8 13 23 77



WED 5 FEB 2025
Start Time 13:00
End Time 15:09

Preliminary round - Group B, Game 10
小组赛轮次 - B组, 比赛 10

Action	Time	ET/Res	Team	Type	No.	Name	(G)	Name of Assistant(s)	Action Description
Goal	36:38	19 : 0	KGZ	EQ	10	EGOROV Maksim	(3)	21 SEIFULOV Mamed 6 TITOV Aleksandr	On Ice KGZ 1 6 10 15 16 21 BRN 9 7 8 13 28 55
Penalty	38:05	43:05	KGZ	5 min.	3	LESHCHENKO Egor	-	Boarding	
Goal	39:41	20 : 0	KGZ	SH1	22	POPOV Denis	(2)	19 ISMANOV Sultan 14 MIRBEKOV Ersultan	On Ice KGZ 1 4 14 19 22 BRN 9 7 13 23 28 55
3rd Period									
Action	Time	ET/Res	Team	Type	No.	Name	(G)	Name of Assistant(s)	Action Description
Goal	40:38	21 : 0	KGZ	SH1	14	MIRBEKOV Ersultan	(4)	4 KACHKYNBEKOV Adis 22 POPOV Denis	On Ice KGZ 1 4 13 14 22 BRN 9 8 17 23 77 99
Goal	44:37	22 : 0	KGZ	EQ	4	KACHKYNBEKOV Adis	(1)	19 ISMANOV Sultan	On Ice KGZ 1 4 13 14 19 22 BRN 9 7 13 28 55 69
Goal	46:02	23 : 0	KGZ	EQ	18	BEM Zakhar	(1)	5 NURALIEV Adilet 24 SUPOKHUNOV Tair	On Ice KGZ 1 3 5 12 18 24 BRN 9 17 19 53 89 99
Goal	46:58	24 : 0	KGZ	EQ	21	SEIFULOV Mamed	(7)	15 ABDYRAEV Islambek	On Ice KGZ 1 6 10 15 16 21 BRN 9 8 13 17 23 55
GK	50:22		BRN		91	ALADHAB A	-	Goalkeeper in	9 ALMUTLAQ R - Goalkeeper out
Goal	50:44	25 : 0	KGZ	EQ	22	POPOV Denis	(3)	19 ISMANOV Sultan 14 MIRBEKOV Ersultan	On Ice KGZ 1 4 13 14 19 22 BRN 91 7 8 13 23 77
Goal	50:54	26 : 0	KGZ	EQ	19	ISMANOV Sultan	(3)	14 MIRBEKOV Ersultan 13 BEKMURATOV Adil	On Ice KGZ 1 4 13 14 19 22 BRN 91 7 13 28 55 69
Goal	53:41	27 : 0	KGZ	EQ	22	POPOV Denis	(4)	14 MIRBEKOV Ersultan 19 ISMANOV Sultan	On Ice KGZ 1 4 13 14 19 22 BRN 91 17 19 75 89 99
Goal	54:34	28 : 0	KGZ	EQ	4	KACHKYNBEKOV Adis	(2)	14 MIRBEKOV Ersultan 13 BEKMURATOV Adil	On Ice KGZ 1 3 4 13 14 19 BRN 91 17 19 75 89 99
Goal	57:00	29 : 0	KGZ	EQ	21	SEIFULOV Mamed	(8)		On Ice KGZ 1 6 10 15 16 21 BRN 91 8 13 17 23 77
GK	60:00		KGZ						1 VASILEV Artem - Goalkeeper out
GK	60:00		BRN						91 ALADHAB A - Goalkeeper out

Goalkeeper Records

Team : KGZ - Kyrgyzstan

Team : BRN - Bahrain

No.	Name	SOG	SVS	MIP
1	VASILEV Artem	3	3	60:00
20	MARAIMBEKOV Arslan			

No.	Name	SOG	SVS	MIP
91	ALADHAB Abdulla	65	47	36:16
9	ALMUTLAQ Rashed	37	26	23:44

Game Statistics

Team : KGZ (Red)																			
Head Coach : CHEKANOV Mikhail										Shots on Goal					Time on Ice				
No.	Pos.	Name	G	A	P	PIM	FO+	FO-	FO+/-	FO%	1	2	3	OT	TS	+/-	1	2	3
6	F	TITOV Aleksandr	4	4	8	0	1	0	1	100.00	3	4	0		7	+11	6:49	7:12	6:55
10	D	EGOROV Maksim	2	3	5	0	1	1	0	50.00	2	6	3		11	+11	7:08	7:40	6:45
15	F	ABDYRAEV Islambek +A	2	5	7	0	17	5	12	77.27	2	2	0		4	+12	6:55	7:46	5:53
16	D	TERENTYEV Kuzma +C	0	1	1	0	0	0	0	0.00	0	0	1		1	+11	6:11	6:02	6:07
21	F	SEIFULOV Mamed	3	5	8	0	0	0	0	0.00	0	2	4		6	+12	6:53	7:54	6:31
3	D	LESHCHENKO Egor	1	1	2	5	0	0	0	0.00	3	0	1		4	+7	6:06	6:46	6:21
4	D	KACHKYNBEKOV Adis	2	1	3	0	0	0	0	0.00	0	4	3		7	+11	7:18	5:35	6:41
13	F	BEKMURATOV Adil	1	4	5	0	0	0	0	0.00	3	0	3		6	+11	6:58	4:56	5:50
14	F	MIRBEKOV Ersultan	3	7	10	0	11	8	3	57.89	4	1	2		7	+12	7:18	6:18	6:36
19	F	ISMANOV Sultan	3	4	7	0	2	0	2	100.00	4	2	2		8	+11	6:59	5:54	5:00
5	D	NURALIEV Adilet	1	4	5	0	0	0	0	0.00	0	2	1		3	+6	6:09	6:49	7:04
12	F	MAKSATBEKOV Belek	1	0	1	0	21	3	18	87.50	1	2	3		6	+4	5:49	6:07	7:00
18	F	BEM Zakhar	1	1	2	0	0	0	0	0.00	2	2	6		10	+4	6:10	6:15	7:00
22	D	POPOV Denis	4	3	7	0	0	0	0	0.00	2	5	6		13	+10	7:08	5:40	6:06
24	F	SUPOKHUNOV Tair	1	3	4	0	0	0	0	0.00	3	2	4		9	+5	6:09	5:11	7:06
17	D	KUDASHEV Anton +A	0	0	0	0	0	0	0	0.00	0	0	0		0	0	0:00	0:00	0:00
1	GK	VASILEV Artem	0	0	0	2					0	0	0		0				

Timing & Results provided by BORNAN



WED 5 FEB 2025
Start Time 13:00
End Time 15:09

Preliminary round - Group B, Game 10
小组赛轮次 - B组, 比赛 10

Head Coach : CHEKANOV Mikhail											Shots on Goal					Time on Ice										
No.	Pos.	Name	G	A	P	PIM	FO+	FO-	FO+/-	FO%	1	2	3	OT	TS	+/-	1	2	3	OT	TOT	SHF	AVG			
20	GK	MARAIMBEKOV Arslan	0	0	0	0					0	0	0		0											
Total			29	46	75	7	53	17	36	75.71	29	34	39		102											

Team : BRN (White)

Head Coach : FAKHROO Tamer											Shots on Goal					Time on Ice									
No.	Pos.	Name	G	A	P	PIM	FO+	FO-	FO+/-	FO%	1	2	3	OT	TS	+/-	1	2	3	OT	TOT	SHF	AVG		
7	D	SULAIBEEKH Salman +A	0	0	0	0	0	0	0	0.00	0	1	0		1	-13	9:50	11:40	8:15		29:45	24	1:14		
8	F	ALSALAH Yousif	0	0	0	0	0	13	-13	0.00	0	0	0		0	-13	10:22	11:36	9:42		31:40	20	1:35		
13	F	HEGAZI Sameh +C	0	0	0	0	4	5	-1	44.44	0	1	0		1	-16	9:51	14:10	11:40		35:41	23	1:33		
23	F	MASAUD Ahmed	0	0	0	0	3	11	-8	21.43	0	1	0		1	-13	9:52	11:55	9:51		31:38	23	1:22		
77	F	ALBAHRI Rashed	0	0	0	0	0	0	0	0.00	0	0	0		0	-10	9:00	8:44	8:32		26:16	20	1:18		
17	D	TURKI Abdulrahman	0	0	0	0	0	0	0	0.00	0	0	0		0	-15	9:51	7:12	11:45		28:48	23	1:15		
28	F	HEJRES Abdullatif	0	0	0	0	1	1	0	50.00	0	0	0		0	-13	8:32	7:30	6:44		22:46	19	1:11		
55	F	ALTHAWADI Salman +A	0	0	0	0	0	0	0	0.00	0	0	0		0	-12	7:52	8:53	7:58		24:43	21	1:10		
69	F	JANAHI Abdulla	0	0	0	0	5	17	-12	22.73	0	0	0		0	-9	6:06	5:41	6:28		18:15	17	1:04		
99	D	ALMUTAWA Abdulla	0	0	0	0	0	0	0	0.00	0	0	0		0	-12	10:09	5:27	8:20		23:56	21	1:08		
5	D	HUSAIN Ammar	0	0	0	0	0	0	0	0.00	0	0	0		0	0	0:00	0:00	0:00		0:00	0	0:00		
10	D	SAYER Abdulla	0	0	0	0	0	0	0	0.00	0	0	0		0	0	0:00	0:00	0:00		0:00	0	0:00		
19	F	ALI Majeed	0	0	0	0	0	0	0	0.00	0	0	0		0	-5	2:54	1:57	3:37		8:28	7	1:12		
53	F	ALATWI Mohamed Salah Mohamed	0	0	0	0	0	0	0	0.00	0	0	0		0	-2	1:10	0:00	1:22		2:32	2	1:16		
75	F	ALMARZOOQI Abdulla	0	0	0	0	0	0	0	0.00	0	0	0		0	-4	1:58	1:57	2:10		6:05	5	1:13		
89	D	TURKI Abdulla	0	0	0	0	4	6	-2	40.00	0	0	0		0	-3	1:08	3:18	3:36		8:02	7	1:08		
9	GK	ALMUTLAQ Rashed	0	0	0	0					0	0	0		0										
91	GK	ALADHAB Abdulla	0	0	0	0					0	0	0		0										
Total			0	0	0	0	17	53	-36	24.29	0	3	0		3										

Group B

R	Team	GP	W	OTW	OTL	L	GDF	GF:GA	PTS
1	KGZ	2	1	1	0	0	+30	38 : 8	5
2	KUW	2	1	0	1	0	+6	18 : 12	4
3	SGP	2	1	0	0	1	+12	23 : 11	3
4	BRN	2	0	0	0	2	-48	1 : 49	0

	BRN	KGZ	KUW	SGP
BRN	*****	0:29	SUN 09 FEB 21:00	1:20
KGZ	29:0	*****	9:8	SUN 09 FEB 17:00
KUW	SUN 09 FEB 21:00	8:9	*****	10:3
SGP	20:1	SUN 09 FEB 17:00	3:10	*****

Legend:

(G)	Goals in tournament	*	Does not count for Plus/minus	+/-	Plus/minus net	+A	Alternate Captain
+C	Captain	A	Assists	AVG	Average time on ice / shift	D	Defender
EQ	Equal strength	ET/Res	Penalty end time/Result of game	F	Forward	FO%	Face-offs won as percentage
FO+	Face-offs won	FO-	Face-offs lost	FO+/-	Face-offs net	G	Goals
GA	Goals against	GDF	Goal difference	GF	Goals for	GK	Goalkeeper
GP	Games played	L	Losses	MIP	Minutes in play (GK)	No.	Jersey number
OT	Overtime	OTL	Overtime losses	OTW	Overtime wins	P	Points
PIM	Penalties in minutes	Pos.	Position	PP1	Power play - 1 player	PPG	Power play goals
PTS	Points	R	Rank	SH1	Shorthanded - 1 player	SHF	Number of shifts
SHG	Shorthanded goals	SOG	Shots on goal	SVS	Saves	TOT	Total
TPP	Time on power play	TS	Total shots	W	Wins		

REVISED

Revised to correct plus-minus statistics on Team KGZ 13 th goal 25:54

Timing & Results provided by BORNAN

Shot Chart


射门表

KGZ - BRN

Shots by BRN

Goals (o): 0 SSG (+): 0

SSP (<): 0 SPG (-): 1



GK 1 of KGZ



1st Period



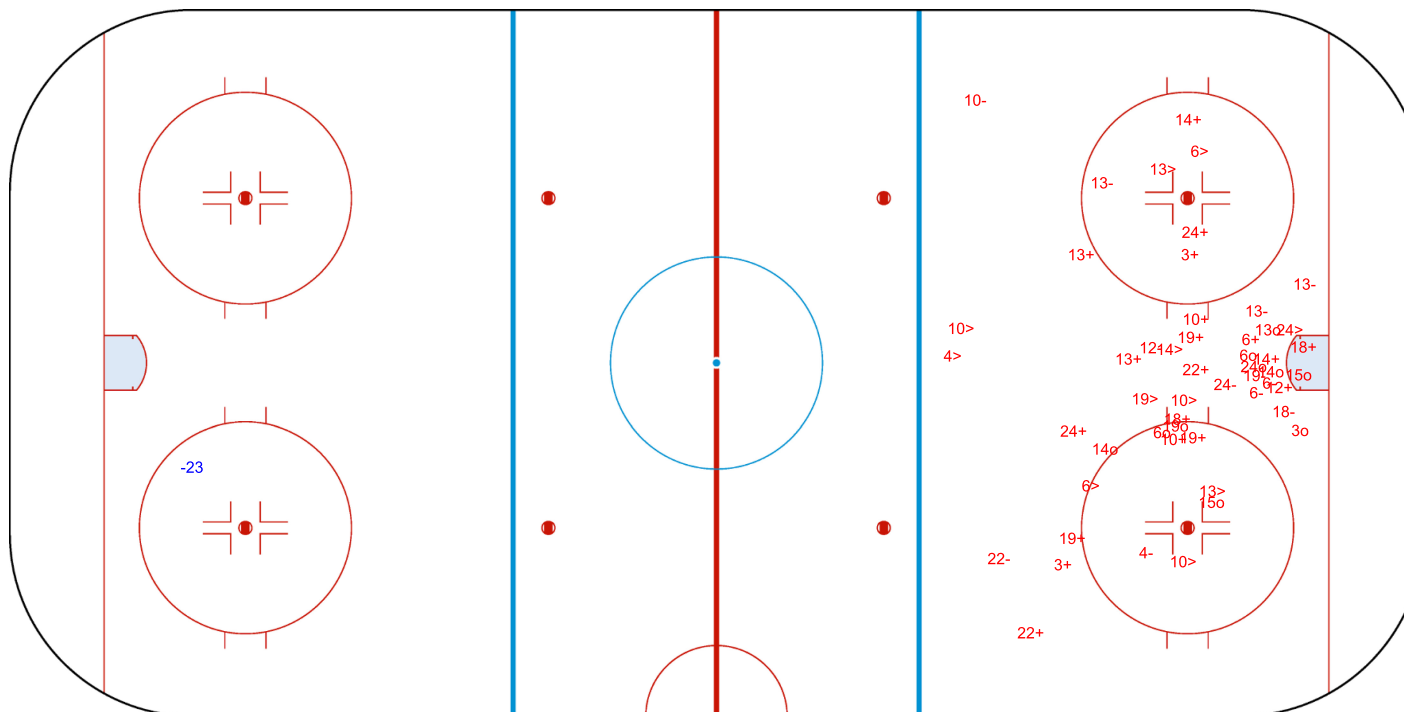
Shots by KGZ

Goals (o): 10 SSG (+): 19

SSP (>): 11 SPG (-): 12



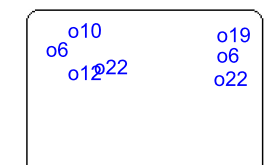
GK 91 of BRN



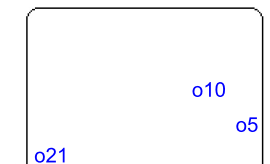


Shots by KGZ

Goals (o): 10 SSG (+): 24
SSP (<): 5 SPG (-): 9



GK 9 of BRN



GK 91 of BRN



2nd Period

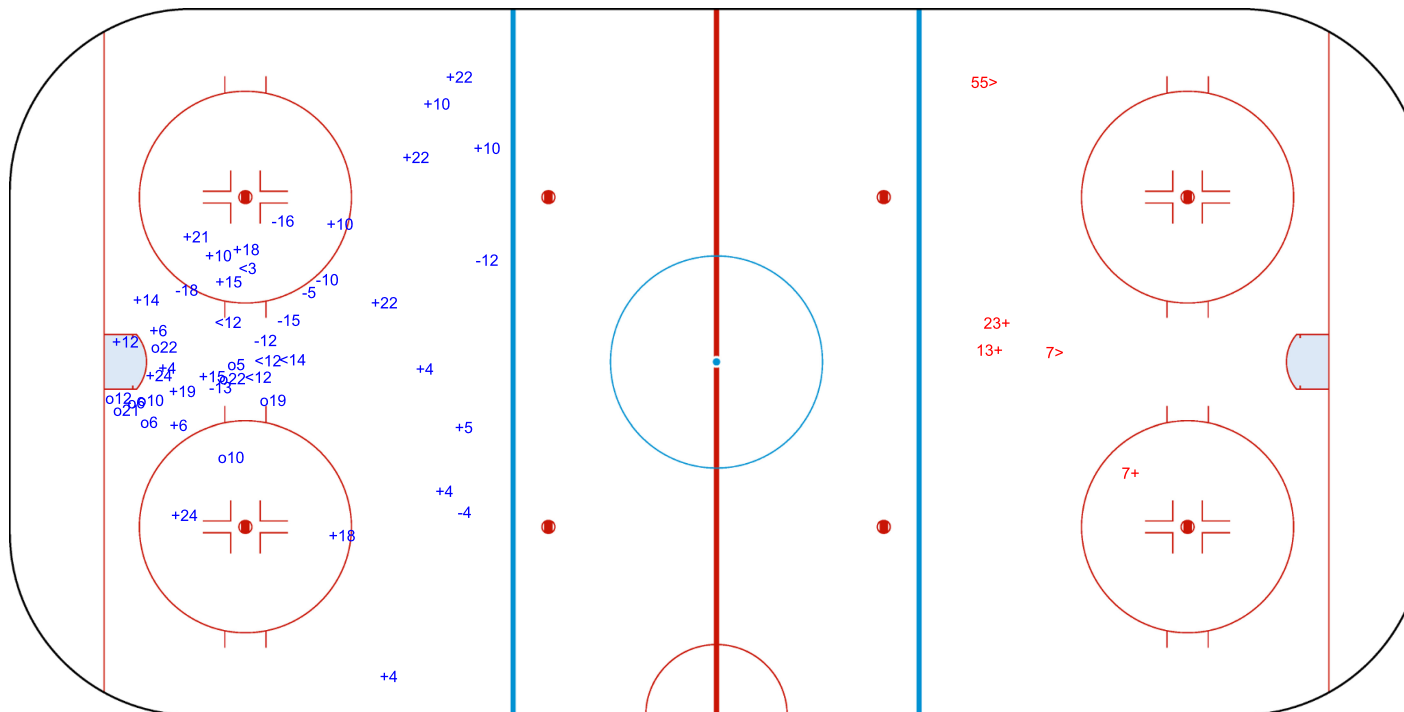


Shots by BRN

Goals (o): 0 SSG (+): 3
SSP (>): 2 SPG (-): 0



GK 1 of KGZ





Shots by BRN

Goals (o): 0

SSG (+): 0

SSP (-): 0

SPG (-): 2



GK 1 of KGZ



3rd Period




Shots by KGZ

Goals (o): 9

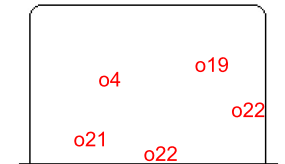
SSG (+): 30

SSP (-): 10

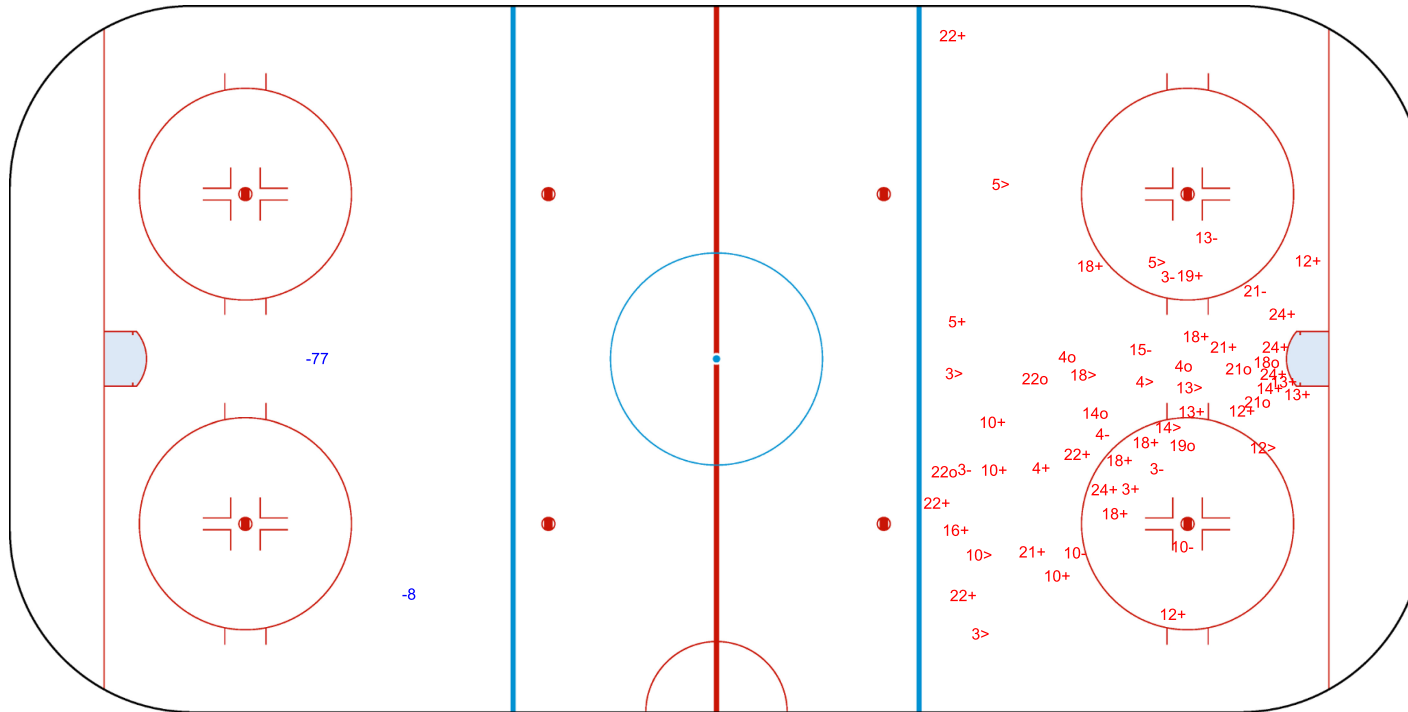
SPG (-): 9



GK 9 of BRN



GK 91 of BRN



Legend:

GK

Goalkeeper

SPG

Shots past goal

SSG

Shots saved by goalkeeper

SSP

Shots saved by player

Timing & Results provided by BORNAN

Report Created WED 5 FEB 2025 15:10

BORNAN
SPORTS TECHNOLOGY

Face-off Chart

争球表

KGZ - BRN

1st PERIOD

KGZ	BRN	KGZ	BRN	KGZ	BRN
Def. zone	Att. zone	Neutral zone		Att. zone	Def. zone
		+ 15	- 8	+ 19	- 69
		- 12	+ 69	+ 15	- 8
		+ 15	- 8	+ 14	- 8
		+ 14	- 69	- 14	+ 28
		+ 12	- 8	+ 12	- 89
		+ 12	- 8	+ 15	- 8
		+ 15	- 28		
		+ 12	- 89		
		+ 15	- 8		
		+ 15	- 8		
		+ 12	- 69		
		+ 15	- 8		
11 / 92%		1 / 8%	5 / 83%	1 / 17%	

Total wins
all zones

KGZ	BRN
16 / 89%	2 / 11%

2nd PERIOD

KGZ	BRN	KGZ	BRN	KGZ	BRN
Def. zone	Att. zone	Neutral zone		Att. zone	Def. zone
- 14	+ 13	- 15	+ 69	+ 12	- 8
- 15	+ 13	+ 14	- 69	- 15	+ 13
		- 15	+ 69	+ 15	- 13
		- 15	+ 69	+ 14	- 69
		+ 15	- 69	+ 12	- 13
		- 14	+ 89	+ 12	- 13
		+ 14	- 69	+ 12	- 13
		+ 12	- 8	+ 12	- 13
		+ 12	- 8	- 12	+ 89
		- 14	+ 89	+ 14	- 69
		- 14	+ 69	- 12	+ 13
Total wins / period		5 / 45%	6 / 55%	8 / 73%	3 / 27%

Total wins
all zones

KGZ	BRN
13 / 54%	11 / 46%

3rd PERIOD

Total wins / period

KGZ	BRN	KGZ	BRN	KGZ	BRN
Def. zone	Att. zone	Neutral zone		Att. zone	Def. zone
		+ 6	- 23	+ 12	- 69
		+ 14	- 23	+ 15	- 23
		- 14	+ 23	+ 12	- 89
		+ 15	- 23	+ 15	- 23
		+ 14	- 69	+ 12	- 69
		+ 12	- 89	+ 15	- 23
		+ 15	- 23	- 14	+ 23
		+ 14	- 23	+ 12	- 69
		+ 14	- 69	+ 15	- 23
		+ 12	- 69	+ 15	- 23
		- 14	+ 89	+ 19	- 89
		+ 12	- 69	+ 12	- 69

Total wins
all zones

KGZ	BRN
24 / 86%	4 / 14%

	+ 14	- 69	+ 10	- 23
			+ 12	- 89
			- 10	+ 23
	11 / 85%	2 / 15%	13 / 87%	2 / 13%

TOTAL

Total wins / game	KGZ	BRN	KGZ	BRN	KGZ	BRN	Total wins all zones	
	Def. zone	Att. zone	Neutral zone	Neutral zone	Att. zone	Def. zone		
	0 / 0%	2 / 100%	27 / 75%	9 / 25%	26 / 81%	6 / 19%	KGZ	BRN
							53 / 76%	17 / 24%

HEAD TO HEAD

	No.	BRN					Tot.	wins KGZ	Dz	Nz	Az
		8	13	23	28	69					
KGZ	6			1 - 0			1	1 100%		1 100%	
	10			1 - 1			2	1 50%			1 50%
	12	5 - 0	4 - 1			7 - 1	24	21 88%		9 90%	12 86%
	14	1 - 0	0 - 1	2 - 2	0 - 1	8 - 1	19	11 58%	0 0%	8 62%	3 60%
	15	7 - 0	1 - 2	7 - 0	1 - 0	1 - 3	22	17 77%	0 0%	9 75%	8 89%
	19					1 - 0	2	2 100%			2 100%
	Tot.	13	9	14	2	22	70	53 76%	0 0%	27 75%	26 81%
	wins BRN	0 0%	4 44%	3 21%	1 50%	5 23%	17 24%				
	Dz	0 0%	2 29%	2 25%	1 100%	0 0%	6 19%				
	Nz	0 0%		1 17%	0 0%	5 33%	9 25%				
	Az		2 100%				2 100%				

Legend:

Az Attacking zone Dz Defending zone No. Jersey number Nz Neutral zone Tot. Total face-offs played

Game Roster

比赛名单

KOR - TPE

Referees

LIU Jiaqi (CHN) , YUSOFF Mohamad Faris Hakimin Bin (MAS)

Linespersons

FU Dahe (CHN) , MASHENKIN Vladislav (KAZ)

Goalkeepers

Team: KOR

No.	Name	GP	MIP	GA	SVS	SOG	SVS%	GAA
31	HA Jung Ho	1	00:00	0	0	0	0.00	0.00
32	LEE Yeonseung	1	64:15	5	9	14	64.29	4.67

Team Roster

Team: KOR (White)

No.	Pos.	Name	GP	G	A	PTS	PIM	+/-
3	D	LEE Seungjae	1	0	0	0	0	-2
5	D	KIM Wonjun	1	0	1	1	0	0
6	D	OH In-Gyo	1	0	0	0	0	0
11	F	KIM Sangyeob	1	2	0	2	0	0
13	F	KIM Sihwan	1	0	1	1	0	0
18	D	KONG Yuchan	1	0	1	1	2	0
19	F	KIM Sangwook	1	1	3	4	0	+1
23	D	LEE Minjae	1	0	0	0	0	0
24	D	KIM Donghwan	1	0	0	0	2	0
27	F	AHN Jinhui	1	1	0	1	0	-2
31	GK	HA Jung Ho	1	0	0	0	0	
32	GK	LEE Yeonseung	1	0	0	0	0	
36	F	JEON Jung Woo	1	0	0	0	0	0
58	D	NAM Heedoo	1	0	3	3	0	+1
61	D	LIM Dongkyu	1	0	0	0	0	-2
63	F	KWON Hyeonsu	1	0	0	0	0	0
72	F	KIM Geonwoo	1	0	0	0	0	-1
77	F	LEE Chongmin	1	2	2	4	0	+1
84	F	LEE Hyun Seung	1	0	0	0	0	-2
88	F	LEE Mooyoung	1	0	0	0	0	0
89	F	KANG Minwan	1	0	0	0	0	+1
92	F	KANG Yoon Seok	1	0	1	1	0	-2

Head Coach: KIM Woo Jae

Team: TPE

No.	Name	GP	MIP	GA	SVS	SOG	SVS%	GAA
1	LEE Yi-Cheng	1	60:00	15	46	61	75.41	15.00
2	CHEN Tai-Yu	1	00:00	0	0	0	0.00	0.00

Team: TPE (Blue)

No.	Pos.	Name	GP	G	A	PTS	PIM	+/-
1	GK	LEE Yi-Cheng	1	0	0	0	0	
2	GK	CHEN Tai-Yu	1	0	0	0	0	
4	D	SANG Chuo-En	0	0	0	0	0	0
9	F	CHEN Chiung-Yuan	1	0	0	0	0	-4
11	F	LIN Yi-Kuan	1	0	0	0	0	-6
17	D	CHANG Han-Yuan	1	0	0	0	2	-6
18	F	SHIH Chen-Yun	1	0	0	0	2	-2
19	F	LIN Hung-Ju	1	0	0	0	0	-6
21	D	LIN Ching	1	0	0	0	0	-5
22	D	LI Zheng-Wei	1	0	0	0	0	-5
28	F	LIN Yo-Chen	1	0	0	0	0	-4
41	F	LIN Jui-Yu	1	0	0	0	2	-6
55	D	PAN Yi-Cheng	1	0	0	0	0	-4
61	F	YANG Chang-Hsing	1	0	0	0	0	-3
63	F	WANG Po-Hsiang	1	0	0	0	0	-2
65	D	WANG Yung-Hsuan	1	0	0	0	2	-3
82	D	PENG Mo	1	0	0	0	2	-3
86	F	CHEN Kuan-Ting	1	0	0	0	0	-1
95	F	WEN Pei-An	1	0	0	0	0	-3
97	F	YU Sung-Yin	1	0	0	0	0	-2

Head Coach: WENG To

Legend:

+/-	Plus/minus net	A	Assists	D	Defender	F	Forward
G	Goals	GA	Goals against	GAA	Goals against as average per 60 minutes	GK	Goalkeeper
GP	Games played	MIP	Minutes and seconds played	No.	Jersey number	PIM	Penalties in minutes
Pos.	Position	PTS	Points	SOG	Shots on goal	SVS	Saves
SVS%	Saves in percentage						



Line-Ups

阵容

KOR - TPE

Referees

LIU Jiaqi (CHN), YUSOFF Mohamad Faris Hakimin Bin (MAS)

Linespersons

FU Dahe (CHN), MASHENKIN Vladislav (KAZ)

Goalkeepers

Team: KOR

No.	Name
31	HA Jung Ho
32	LEE Yeonseung

Team: TPE

No.	Name
1	LEE Yi-Cheng
2	CHEN Tai-Yu

Team Line-ups

Team: KOR (White)

No.	Pos.	Name
5	D	KIM Wonjun
58	D	NAM Heedoo
19	F	KIM Sangwook +C
27	F	AHN Jinhui +A
77	F	LEE Chongmin +A
3	D	LEE Seungjae
61	D	LIM Dongkyu
72	F	KIM Geonwoo
84	F	LEE Hyun Seung
92	F	KANG Yoon Seok
6	D	OH In-Gyo
18	D	KONG Yuchan
11	F	KIM Sangyeob
13	F	KIM Sihwan
89	F	KANG Minwan
23	D	LEE Minjae
24	D	KIM Donghwan
63	F	KWON Hyeonsu
88	F	LEE Mooyoung

Head Coach: KIM Woo Jae

Team: TPE (Blue)

No.	Pos.	Name
17	D	CHANG Han-Yuan
22	D	LI Zheng-Wei
11	F	LIN Yi-Kuan
19	F	LIN Hung-Ju +C
41	F	LIN Jui-Yu
55	D	PAN Yi-Cheng
82	D	PENG Mo +A
28	F	LIN Yo-Chen
61	F	YANG Chang-Hsing +A
95	F	WEN Pei-An
21	D	LIN Ching
65	D	WANG Yung-Hsuan
9	F	CHEN Chiung-Yuan
18	F	SHIH Chen-Yun
86	F	CHEN Kuan-Ting
4	D	SANG Chuo-En
63	F	WANG Po-Hsiang
97	F	YU Sung-Yin

Head Coach: WENG To

NOT DRESSED:

36 F JEON Jung Woo

Legend:

+A Alternate Captain
No. Jersey number

+C Captain
Pos. Position

D Defender

F Forward

Graphical Line-ups

阵容图

KOR - TPE

Referees

LIU Jiaqi (CHN) , YUSOFF Mohamad Faris Hakimin Bin (MAS)

Linespersons

FU Dahe (CHN) , MASHENKIN Vladislav (KAZ)

Team: KOR - Republic of Korea (White)

Head Coach: KIM Woo Jae

S1 31 HA Jung Ho			
		32 LEE Yeonseung	
S6 77 LEE Chongmin +A	S4 19 KIM Sangwook +C	S5 27 AHN Jinhui +A	
S3 58 NAM Heedoo		S2 5 KIM Wonjun	
92 KANG Yoon Seok	84 LEE Hyun Seung	72 KIM Geonwoo	
61 LIM Dongkyu		3 LEE Seungjae	
89 KANG Minwan	13 KIM Sihwan	11 KIM Sangyeob	
6 OH In-Gyo		18 KONG Yuchan	
63 KWON Hyeonsu		88 LEE Mooyoung	
24 KIM Donghwan		23 LEE Minjae	

Team: TPE - Chinese Taipei (Blue)

Head Coach: WENG To

S1 1 LEE Yi-Cheng			
		2 CHEN Tai-Yu	
S5 19 LIN Hung-Ju +C	S4 11 LIN Yi-Kuan	S6 41 LIN Jui-Yu	
S2 17 CHANG Han-Yuan		S3 22 LI Zheng-Wei	
28 LIN Yo-Chen	61 YANG Chang-Hsing +A	95 WEN Pei-An	
82 PENG Mo +A		55 PAN Yi-Cheng	
86 CHEN Kuan-Ting	9 CHEN Chiung-Yuan	18 SHIH Chen-Yun	
21 LIN Ching		65 WANG Yung-Hsuan	
63 WANG Po-Hsiang	97 YU Sung-Yin		
4 SANG Chuo-En			

Legend:

+A Alternate Captain

+C Captain

Sn

Starting position

Timing & Results provided by BORNAN



Game Summary
比赛总结

KOR - TPE 14 - 1 (4 - 0 , 6 - 0 , 4 - 1)

Spectators	Referees	Linespersons
1597	LIU Jiaqi (CHN) , YUSOFF Mohamad Faris Hakimin Bin (MAS)	FU Dahe (CHN) , MASHENKIN Vladislav (KAZ)

Team Statistics

Period	Score	SVS	SOG	PIM	TPP	PPG	SHG
1	4 : 0	3 : 16	20 : 3	2 : 2	02:00 : 02:00	0 : 0	0 : 0
2	6 : 0	0 : 22	28 : 0	0 : 4	04:00 : 00:00	0 : 0	0 : 0
3	4 : 1	3 : 13	17 : 4	0 : 0	00:00 : 00:00	0 : 0	0 : 0
Total	14 : 1	6 : 51	65 : 7	2 : 6	06:00 : 02:00	0 : 0	0 : 0

1st Period

Action	Time	ET/Res	Team	Type	No.	Name	(G)	Name of Assistant(s) / Action Description
GK	00:00		KOR		31	HA Jung Ho	-	Goalkeeper in
GK	00:00		TPE		1	LEE Yi-Cheng	-	Goalkeeper in
Goal	05:41	1 : 0	KOR	EQ	18	KONG Yuchan	(1)	13 KIM Sihwan On Ice KOR 31 6 11 13 18 89 TPE 1 19 55 61 82 95
Goal	11:14	2 : 0	KOR	EQ	19	KIM Sangwook	(2)	27 AHN Jinhui 77 LEE Chongmin On Ice KOR 31 3 19 27 61 77 TPE 1 28 55 61 82 95
Goal	11:38	3 : 0	KOR	EQ	6	OH In-Gyo	(1)	18 KONG Yuchan 72 KIM Geonwoo On Ice KOR 31 6 18 72 84 92 TPE 1 11 17 19 22 41
Penalty	12:24	14:24	KOR	2 min.	23	LEE Minjae	-	Interference
Penalty	15:08	17:08	TPE	2 min.	65	WANG Yung-Hsuan	-	Kneeing
Goal	17:19	4 : 0	KOR	EQ	11	KIM Sangyeob	(3)	18 KONG Yuchan 5 KIM Wonjun On Ice KOR 31 5 11 13 18 89 TPE 1 17 55 61 65 95

2nd Period

Action	Time	ET/Res	Team	Type	No.	Name	(G)	Name of Assistant(s) / Action Description
Goal	20:09	5 : 0	KOR	EQ	19	KIM Sangwook	(3)	77 LEE Chongmin 58 NAM Heedoo On Ice KOR 31 5 19 27 58 77 TPE 1 11 17 19 22 41
Penalty	20:59	22:59	TPE	2 min.	65	WANG Yung-Hsuan	-	Holding an opponent
Goal	23:20	6 : 0	KOR	EQ	11	KIM Sangyeob	(4)	89 KANG Minwan 5 KIM Wonjun On Ice KOR 31 5 11 13 18 89 TPE 1 21 63 65 82 97
Goal	24:40	7 : 0	KOR	EQ	27	AHN Jinhui	(2)	19 KIM Sangwook 23 LEE Minjae On Ice KOR 31 19 23 24 27 77 TPE 1 9 18 21 65 86
Time-out	24:40		TPE					
Penalty	26:32	28:32	TPE	2 min.	65	WANG Yung-Hsuan	-	Hooking
Goal	32:28	8 : 0	KOR	EQ	6	OH In-Gyo	(2)	77 LEE Chongmin 19 KIM Sangwook On Ice KOR 31 6 18 19 77 88 TPE 1 55 61 82 86 95
Goal	37:25	9 : 0	KOR	EQ	77	LEE Chongmin	(3)	19 KIM Sangwook 27 AHN Jinhui On Ice KOR 31 5 19 27 58 77 TPE 1 28 55 61 82 95
Goal	37:45	10 : 0	KOR	EQ	27	AHN Jinhui	(3)	77 LEE Chongmin 19 KIM Sangwook On Ice KOR 31 5 19 27 58 77 TPE 1 9 21 63 65 97

3rd Period

Action	Time	ET/Res	Team	Type	No.	Name	(G)	Name of Assistant(s) / Action Description
Goal	40:22	11 : 0	KOR	EQ	58	NAM Heedoo	(1)	27 AHN Jinhui 19 KIM Sangwook On Ice KOR 31 5 19 27 58 77 TPE 1 11 17 19 22 41
Goal	40:58	11 : 1	TPE	EQ	82	PENG Mo	(1)	95 WEN Pei-An On Ice KOR 31 5 19 27 58 77 TPE 1 28 55 61 82 95
Time-out	46:21		KOR					
Goal	49:42	12 : 1	KOR	EQ	77	LEE Chongmin	(4)	19 KIM Sangwook 27 AHN Jinhui On Ice KOR 31 6 18 19 27 77 TPE 1 28 55 61 82 95
Goal	53:41	13 : 1	KOR	EQ	19	KIM Sangwook	(4)	77 LEE Chongmin 18 KONG Yuchan On Ice KOR 31 18 19 24 27 77 TPE 1 4 9 63 65 97
Goal	57:32	14 : 1	KOR	EQ	63	KWON Hyeonsu	(1)	11 KIM Sangyeob 6 OH In-Gyo On Ice KOR 31 6 11 13 18 63 TPE 1 4 9 21 63 97
GK	60:00		KOR					31 HA Jung Ho - Goalkeeper out



Action	Time	ET/Res	Team	Type	No.	Name	(G)	Name of Assistant(s) / Action Description
GK	60:00		TPE					1 LEE Yi-Cheng - Goalkeeper out

Goalkeeper Records

Team : KOR - Republic of Korea

Team : TPE - Chinese Taipei

No.	Name	SOG	SVS	MIP
31	HA Jung Ho	7	6	60:00
32	LEE Yeonseung			

No.	Name	SOG	SVS	MIP
1	LEE Yi-Cheng	65	51	60:00
2	CHEN Tai-Yu			

Game Statistics

Team : KOR (White)

Head Coach : KIM Woo Jae

Head Coach : KIM Woo Jae										Shots on Goal					Time on Ice								
No.	Pos.	Name	G	A	P	PIM	FO+	FO-	FO+/-	FO%	1	2	3	OT	TS	+/-	1	2	3	OT	TOT	SHF	AVG
5	D	KIM Wonjun	0	2	2	0	0	0	0	0.00	1	1	2		4	+5	5:25	6:01	5:50		17:16	17	1:00
19	F	KIM Sangwook +C	3	6	9	0	8	7	1	53.33	1	2	1		4	+8	4:03	7:54	6:58		18:55	19	0:59
27	F	AHN Jinhui +A	2	4	6	0	0	0	0	0.00	2	4	1		7	+7	4:02	5:14	7:04		16:20	17	0:57
58	D	NAM Heedoo	1	1	2	0	0	0	0	0.00	2	0	1		3	+3	6:40	6:02	5:19		18:01	18	1:00
77	F	LEE Chongmin +A	2	5	7	0	3	0	3	100.00	4	5	3		12	+8	4:18	6:57	6:57		18:12	18	1:00
3	D	LEE Seungjae	0	0	0	0	0	0	0	0.00	0	2	1		3	+1	5:03	4:53	4:41		14:37	16	0:54
61	D	LIM Dongkyu	0	0	0	0	0	0	0	0.00	0	0	1		1	+1	4:51	5:02	4:45		14:38	16	0:54
72	F	KIM Geonwoo	0	1	1	0	0	0	0	0.00	1	2	1		4	+1	5:39	4:59	5:34		16:12	16	1:00
84	F	LEE Hyun Seung	0	0	0	0	5	13	-8	27.78	1	1	1		3	+1	7:48	5:12	5:39		18:39	21	0:53
92	F	KANG Yoon Seok	0	0	0	0	0	0	0	0.00	0	0	1		1	+1	5:57	6:24	4:53		17:14	17	1:00
6	D	OH In-Gyo	2	1	3	0	0	0	0	0.00	1	1	0		2	+5	3:58	2:57	5:09		12:04	14	0:51
11	F	KIM Sangyeob	2	1	3	0	4	0	4	100.00	2	1	1		4	+4	5:39	5:12	6:48		17:39	17	1:02
13	F	KIM Sihwan	0	1	1	0	14	4	10	77.78	0	2	0		2	+4	7:02	6:50	6:31		20:23	20	1:01
18	D	KONG Yuchan	1	3	4	0	0	0	0	0.00	2	2	1		5	+8	4:56	5:11	5:17		15:24	16	0:57
89	F	KANG Minwan	0	1	1	0	0	0	0	0.00	0	2	1		3	+3	5:46	5:23	4:51		16:00	15	1:04
23	D	LEE Minjae	0	1	1	2	0	0	0	0.00	2	0	0		2	+1	3:42	3:52	4:23		11:57	15	0:47
24	D	KIM Donghwan	0	0	0	0	0	0	0	0.00	0	0	0		0	+2	4:13	3:25	4:36		12:14	15	0:48
63	F	KWON Hyeonsu	1	0	1	0	0	0	0	0.00	1	1	1		3	+1	4:39	4:15	3:29		12:23	16	0:46
88	F	LEE Mooyoung	0	0	0	0	1	1	0	50.00	0	2	0		2	+1	4:19	4:17	1:16		9:52	13	0:45
31	GK	HA Jung Ho	0	0	0	0					0	0	0		0								
32	GK	LEE Yeonseung	0	0	0	0					0	0	0		0								
Total			14	27	41	2	35	25	10	58.33	20	28	17		65								

Team : TPE (Blue)

Head Coach : WENG To

Head Coach : WENG To										Shots on Goal						Time on Ice								
No.	Pos.	Name	G	A	P	PIM	FO+	FO-	FO+/-	FO%	1	2	3	OT	TS	+/-	1	2	3	OT	TOT	SHF	AVG	
11	F	LIN Yi-Kuan	0	0	0	0	10	13	-3	43.48	0	0	0		0	-3	6:29	7:36	7:15		21:20	30	0:42	
17	D	CHANG Han-Yuan	0	0	0	0	0	0	0	0.00	0	0	0		0	-4	7:08	7:20	7:03		21:31	29	0:44	
19	F	LIN Hung-Ju +C	0	0	0	0	0	0	0	0.00	1	0	0		1	-4	6:01	4:40	7:13		17:54	27	0:39	
22	D	LI Zheng-Wei	0	0	0	0	0	0	0	0.00	0	0	1		1	-3	5:17	7:43	7:14		20:14	27	0:44	
41	F	LIN Jui-Yu	0	0	0	0	0	0	0	0.00	0	0	1		1	-3	5:45	8:01	7:44		21:30	29	0:44	
28	F	LIN Yo-Chen	0	0	0	0	0	1	-1	0.00	1	0	0		1	-2	6:20	7:30	6:49		20:39	29	0:42	
55	D	PAN Yi-Cheng	0	0	0	0	0	0	0	0.00	0	0	0		0	-5	5:44	5:54	6:29		18:07	29	0:37	
61	F	YANG Chang-Hsing +A	0	0	0	0	7	8	-1	46.67	0	0	1		1	-5	7:19	6:41	6:31		20:31	29	0:42	
82	D	PENG Mo +A	1	0	1	0	0	0	0	0.00	0	0	1		1	-5	7:21	7:39	6:13		21:13	29	0:43	
95	F	WEN Pei-An	0	1	1	0	0	0	0	0.00	0	0	0		0	-5	6:52	5:39	6:49		19:20	29	0:40	
9	F	CHEN Chiung-Yuan	0	0	0	0	3	5	-2	37.50	0	0	0		0	-4	6:14	3:38	6:09		16:01	30	0:32	
18	F	SHIH Chen-Yun	0	0	0	0	4	3	1	57.14	0	0	0		0	-1	5:18	3:34	3:22		12:14	20	0:36	
21	D	LIN Ching	0	0	0	0	0	0	0	0.00	0	0	0		0	-4	5:40	6:38	5:34		17:52	30	0:35	
65	D	WANG Yung-Hsuan	0	0	0	6	0	0	0	0.00	0	0	0		0	-5	6:43	5:05	0:51		12:39	22	0:34	
86	F	CHEN Kuan-Ting	0	0	0	0	0	0	0	0.00	0	0	0		0	-2	5:24	3:22	3:26		12:12	20	0:36	
4	D	SANG Chuo-En	0	0	0	0	0	0	0	0.00	0	0	0		0	-2	0:00	0:00	6:36		6:36	11	0:36	
63	F	WANG Po-Hsiang	0	0	0	0	1	2	-1	33.33	1	0	0		1	-4	1:56	2:51	2:26		7:13	12	0:36	
97	F	YU Sung-Yin	0	0	0	0	0	3	-3	0.00	0	0	0		0	-4	2:29	2:07	2:16		6:52	12	0:34	



WED 5 FEB 2025
Start Time 16:00
End Time 18:02

Men
男子

Preliminary round - Group A, Game 11
小组赛轮次 - A组, 比赛 11



Head Coach : WENG To										Shots on Goal					Time on Ice									
No.	Pos.	Name	G	A	P	PIM	FO+	FO-	FO+/-	FO%	1	2	3	OT	TS	+/-	1	2	3	OT	TOT	SHF	AVG	
1	GK	LEE Yi-Cheng	0	0	0	0					0	0	0		0									
2	GK	CHEN Tai-Yu	0	0	0	0					0	0	0		0									
Total			1	1	2	6	25	35	-10	41.67	3	0	4		7									

Group A

R	Team	GP	W	OTW	OTL	L	GDF	GF : GA	PTS
1	JPN	2	2	0	0	0	+22	23 : 1	6
2	KOR	2	1	1	0	0	+14	20 : 6	5
3	KAZ	1	1	0	0	0	+12	12 : 0	3
4	CHN	1	0	0	1	0	-1	5 : 6	1
5	THA	2	0	0	0	2	-19	1 : 20	0
6	TPE	2	0	0	0	2	-28	1 : 29	0

	CHN	JPN	KAZ	KOR	THA	TPE
CHN	*****	MON 10 FEB 20:00	WED 05 FEB 20:00	5:6	FRI 07 FEB 12:30	SAT 08 FEB 20:00
JPN	MON 10 FEB 20:00	*****	SAT 08 FEB 12:00	FRI 07 FEB 12:30	8:1	15:0
KAZ	WED 05 FEB 20:00	SAT 08 FEB 12:00	*****	MON 10 FEB 12:00	12:0	FRI 07 FEB 09:00
KOR	6:5	FRI 07 FEB 12:30	MON 10 FEB 12:00	*****	SAT 08 FEB 16:00	14:1
THA	FRI 07 FEB 12:30	1:8	0:12	SAT 08 FEB 16:00	*****	MON 10 FEB 16:00
TPE	SAT 08 FEB 20:00	0:15	FRI 07 FEB 09:00	1:14	MON 10 FEB 16:00	*****

Legend:

(G)	Goals in tournament	+/-	Plus/minus net	+A	Alternate Captain	+C	Captain
A	Assists	AVG	Average time on ice / shift	D	Defender	EQ	Equal strength
ET/Res	Penalty end time/Result of game	F	Forward	FO%	Face-offs won as percentage	FO+	Face-offs won
FO-	Face-offs lost	FO+/-	Face-offs net	G	Goals	GA	Goals against
GDF	Goal difference	GF	Goals for	GK	Goalkeeper	GP	Games played
L	Losses	MIP	Minutes in play (GK)	No.	Jersey number	OT	Overtime
OTL	Overtime losses	OTW	Overtime wins	P	Points	PIM	Penalties in minutes
Pos.	Position	PPG	Power play goals	PTS	Points	R	Rank
SHF	Number of shifts	SHG	Shorthanded goals	SOG	Shots on goal	SVS	Saves
TOT	Total	TPP	Time on power play	TS	Total shots	W	Wins

Shot Chart

射门表

KOR - TPE

Shots by TPE

Goals (o): 0

SSG (+): 3

SSP (<): 0

SPG (-): 2



GK 31 of KOR



1st Period




Shots by KOR

Goals (o): 4

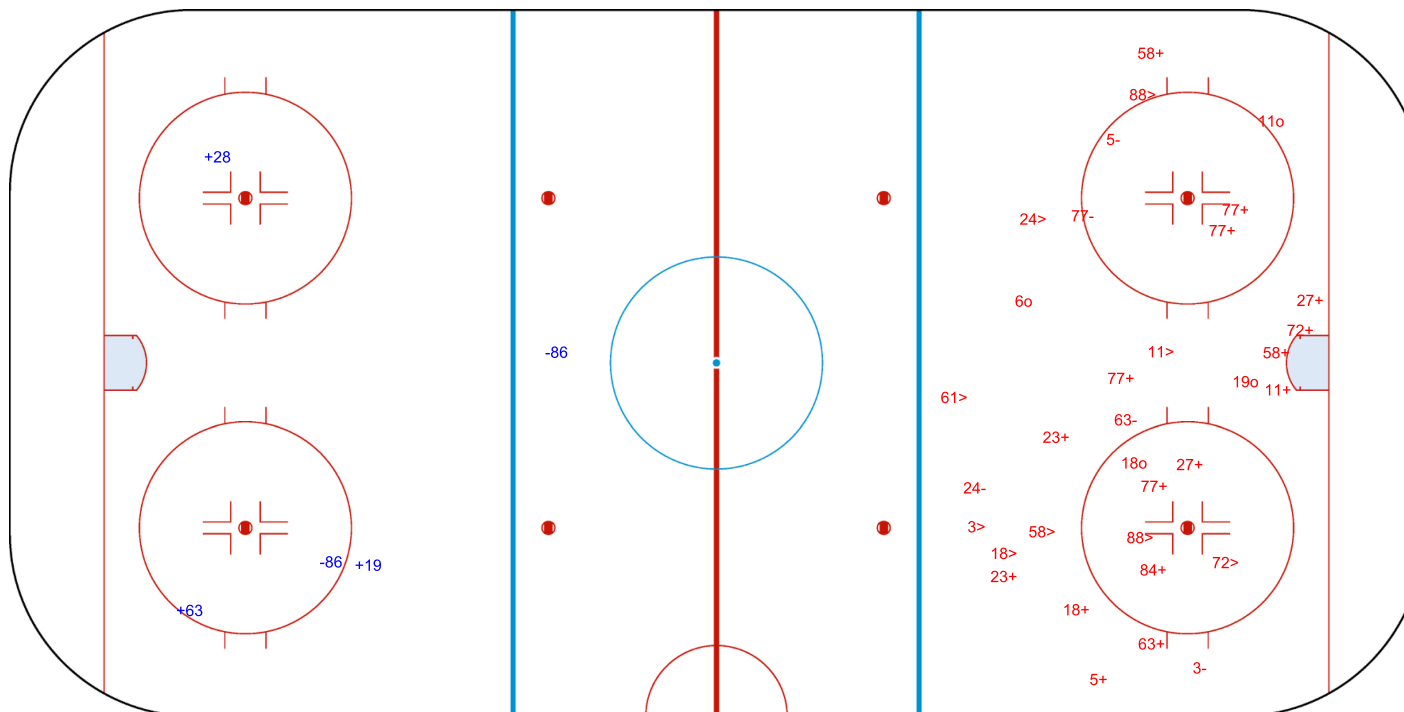
SSG (+): 16

SSP (>): 9

SPG (-): 5



GK 1 of TPE





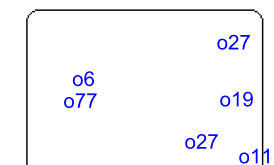
Shots by KOR

Goals (o): 6

SSP (<): 7

SSG (+): 22

SPG (-): 7



GK 1 of TPE



2nd Period



Shots by TPE

Goals (o): 0

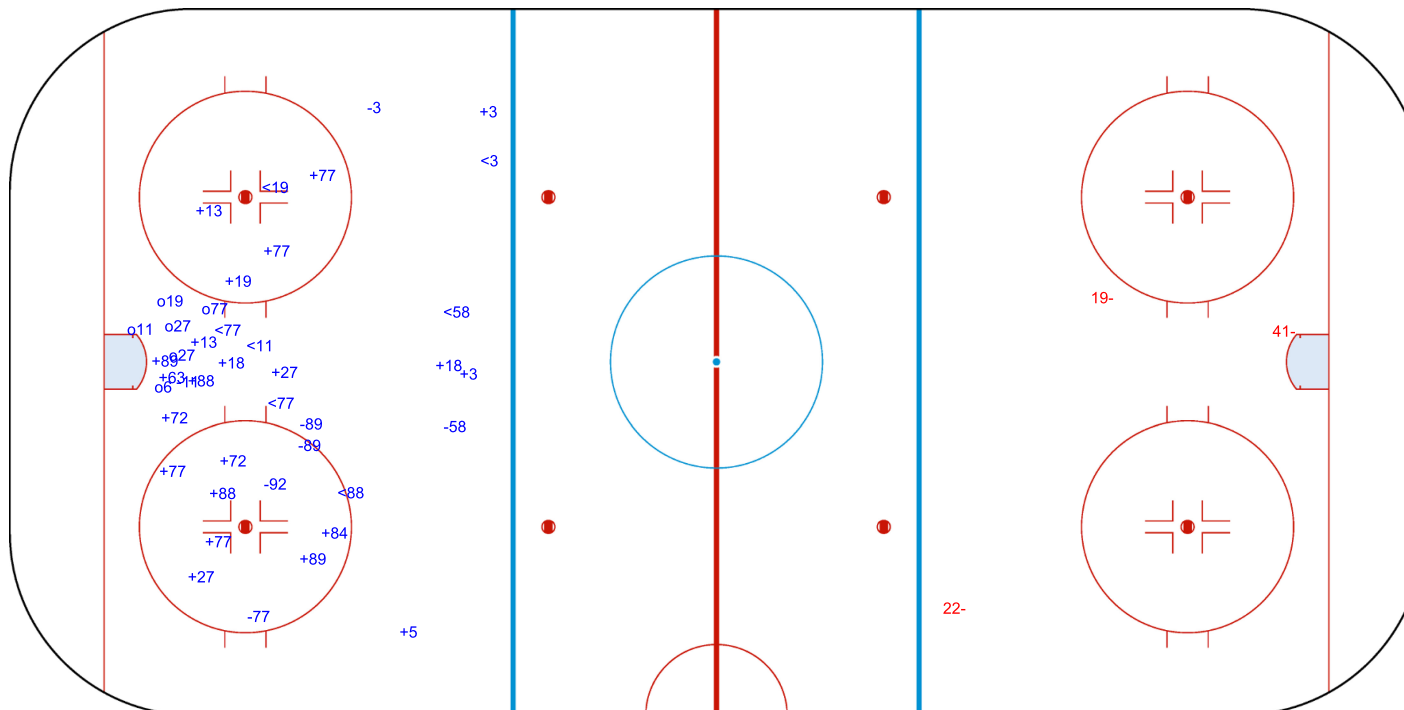
SSP (>): 0

SSG (+): 0

SPG (-): 3



GK 31 of KOR





Shots by TPE

Goals (o): 1

SSG (+): 3

SSP (<): 0

SPG (-): 4

o82

GK 31 of KOR



3rd Period



Shots by KOR

Goals (o): 4

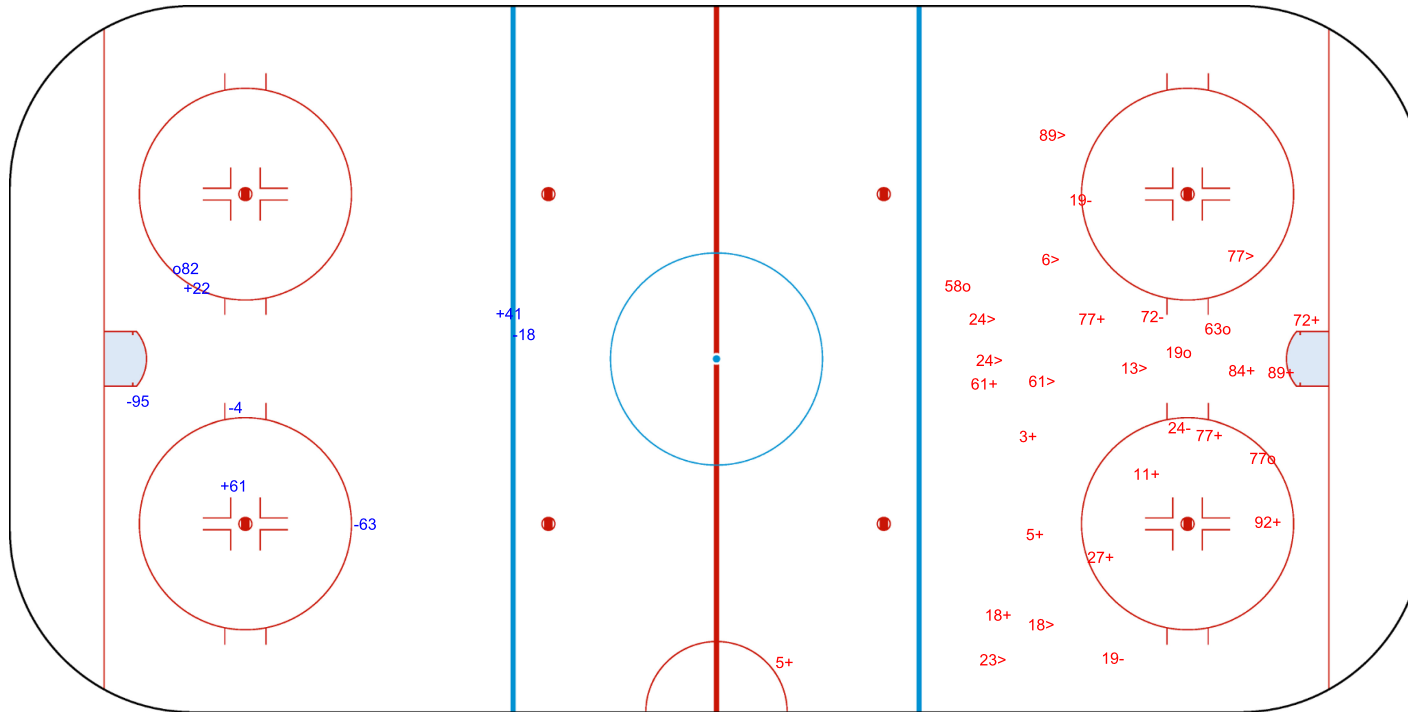
SSG (+): 13

SSP (>): 9

SPG (-): 4

o63

GK 1 of TPE



Legend:

GK

Goalkeeper

SPG

Shots past goal

SSG

Shots saved by goalkeeper

SSP

Shots saved by player

Timing & Results provided by BORNAN

Report Created WED 5 FEB 2025 18:04

BORNAN
SPORTS TECHNOLOGY

TOTAL

Total wins / game	KOR	TPE	KOR	TPE	KOR	TPE	Total wins all zones	
	Def. zone	Att. zone	Neutral zone		Att. zone	Def. zone		
							KOR	TPE
	4 / 80%	1 / 20%	12 / 52%	11 / 48%	19 / 59%	13 / 41%	35 / 58%	25 / 42%

HEAD TO HEAD

		TPE							Tot.	wins KOR	Dz	Nz	Az
No.		9	11	18	28	61	63	97					
KOR	11		1 - 0				1 - 0	2 - 0	4	4 100%		1 100%	3 100%
	13	3 - 1	6 - 1	1 - 2		2 - 0	1 - 0	1 - 0	18	14 78%	3 100%	3 100%	8 67%
	19	0 - 1	3 - 4	1 - 0		4 - 1	0 - 1		15	8 53%	0 0%	6 55%	2 67%
	77		1 - 0		1 - 0	1 - 0			3	3 100%			3 100%
	84	2 - 1	2 - 5	1 - 2		0 - 5			18	5 28%		2 29%	3 27%
	88					1 - 1			2	1 50%	1 100%	0 0%	
Tot.		8	23	7	1	15	3	3	60	35 58%	4 80%	12 52%	19 59%
wins TPE		3 38%	10 43%	4 57%	0 0%	7 47%	1 33%	0 0%	25 42%				
Dz		2 50%	4 29%	4 67%	0 0%	3 60%		0 0%	13 41%				
Nz		1 25%	5 71%	0 0%		4 50%	1 50%	0 0%	11 48%				
Az			1 50%			0 0%	0 0%		1 20%				

Legend:

Az Attacking zone Dz Defending zone No. Jersey number Nz Neutral zone Tot. Total face-offs played

Game Roster

比赛名单

HKG - IND

Referee

CHUBENKO Konstantin (KAZ)

Linespersons

GAO Yinfeng (CHN), ISKAKOV Timur (KAZ)

Goalkeepers

Team: HKG

No.	Name	GP	MIP	GA	SVS	SOG	SVS%	GAA
1	LAM Tsz Wing David	1	20:00	1	3	4	75.00	3.00
20	GAN Michael Xy Kam	0	00:00	0	0	0	0.00	0.00
33	CHEUNG Ching Ho	1	40:00	0	0	0	0.00	0.00

Team: IND

No.	Name	GP	MIP	GA	SVS	SOG	SVS%	GAA
34	PHANDEY Stanzin	0	00:00	0	0	0	0.00	0.00
38	TUNDUP Namgail	0	00:00	0	0	0	0.00	0.00
83	CHAMBA Lotus	0	00:00	0	0	0	0.00	0.00

Team Roster

Team: HKG (Red)

No.	Pos.	Name	GP	G	A	PTS	PIM	+/-
1	GK	LAM Tsz Wing David	1	0	0	0	0	
2	D	LEUNG Tony	1	0	2	2	0	+5
3	F	TO Hei Yu	1	0	2	2	0	+4
4	D	CHAN Ho Pong	1	1	1	2	0	+4
5	F	TONG Maxwell Wai Hin	1	7	4	11	0	+10
6	F	WANG Tsan Lam	1	3	1	4	0	+5
7	D	LEE Ryan Yuen Chong	1	2	2	4	0	+7
8	D	WONG Yin Hay Yannick	1	0	1	1	0	+8
9	F	CHU Ryan Chak Hay	1	2	4	6	0	+10
10	F	TANG Bryan	1	5	6	11	0	+12
11	D	WONG Ka Ho	1	1	1	2	0	+8
16	F	YAM Yau	1	0	4	4	0	+7
17	D	YUEN Howard Ho Yeung	1	0	1	1	2	+5
19	F	CHENG Chung Pan Justin	1	1	2	3	2	+5
20	GK	GAN Michael Xy Kam	0	0	0	0	0	
22	D	YAM Yi	1	0	0	0	0	+5
23	F	TANG Shin Ming Jasper	1	2	1	3	0	+4
27	F	NGAN Cheuk Long	1	0	1	1	0	+2
28	F	MAK Randolph Dash	1	1	1	2	0	+6
33	GK	CHEUNG Ching Ho	1	0	0	0	0	
55	F	SHAM Alvin Cheuk Him	1	0	2	2	2	+4
88	F	ELMER Colby Ruben	1	1	2	3	2	+4
91	F	SHUM Michael Lee Heng	0	0	0	0	0	

Head Coach: DURANT Carey Richard

Team: IND (White)

No.	Pos.	Name	GP	G	A	PTS	PIM	+/-
7	D	GYALTSO Tsewang	0	0	0	0	0	0
11	D	HUSSAIN Sajjad	0	0	0	0	0	0
12	F	LOTUS Stanzin	0	0	0	0	0	0
16	D	ANGCHUK Tsering	0	0	0	0	0	0
17	D	MUSTAFA Ghulam	0	0	0	0	0	0
18	F	ANGCHOK Stanzin	0	0	0	0	0	0
21	D	NORBOO Rigzin	0	0	0	0	0	0
24	D	NAMGYAL Stanzin	0	0	0	0	0	0
34	GK	PHANDEY Stanzin	0	0	0	0	0	
37	F	LAKDAN Angchok	0	0	0	0	0	0
38	GK	TUNDUP Namgail	0	0	0	0	0	
42	F	ISMAIL Mohd	0	0	0	0	0	0
44	F	BABA Mohammad Ali	0	0	0	0	0	0
47	F	TASHI Namgail	0	0	0	0	0	0
68	F	DORJAY Angchok	0	0	0	0	0	0
72	F	TSETAN Chamba	0	0	0	0	0	0
77	F	KUNZANG Jigmath	0	0	0	0	0	0
83	GK	CHAMBA Lotus	0	0	0	0	0	
87	F	DELDAN Namgyal	0	0	0	0	0	0
88	F	DORJAY Tsewang	0	0	0	0	0	0
94	D	ZANGPO Nawang	0	0	0	0	0	0
95	D	DESKYONG Namgyal	0	0	0	0	0	0
97	F	ANGDUS Tsering	0	0	0	0	0	0

Head Coach: HARROLD Darrin

Legend:

+/-	Plus/minus net	A	Assists	D	Defender	F	Forward
G	Goals	GA	Goals against	GAA	Goals against as average per 60 minutes	GK	Goalkeeper
GP	Games played	MIP	Minutes and seconds played	No.	Jersey number	PIM	Penalties in minutes
Pos.	Position	PTS	Points	SOG	Shots on goal	SVS	Saves
SVS%	Saves in percentage						

Line-Ups 阵容

HKG - IND

Referee

CHUBENKO Konstantin (KAZ)

Linespersons

GAO Yinfeng (CHN), ISKAKOV Timur (KAZ)

Goalkeepers

Team: HKG

No.	Name
20	GAN Michael Xy Kam
33	CHEUNG Ching Ho

Team Line-ups

Team: HKG (Red)

No.	Pos.	Name
7	D	LEE Ryan Yuen Chong
9	F	CHU Ryan Chak Hay
10	F	TANG Bryan
28	F	MAK Randolph Dash
91	F	SHUM Michael Lee Heng
11	D	WONG Ka Ho +A
17	D	YUEN Howard Ho Yeung
16	F	YAM Yau
19	F	CHENG Chung Pan Justin +A
88	F	ELMER Colby Ruben
8	D	WONG Yin Hay Yannick
5	F	TONG Maxwell Wai Hin
23	F	TANG Shin Ming Jasper
27	F	NGAN Cheuk Long
2	D	LEUNG Tony +C
4	D	CHAN Ho Pong
3	F	TO Hei Yu
6	F	WANG Tsan Lam
55	F	SHAM Alvin Cheuk Him

Head Coach: DURANT Carey Richard

NOT DRESSED:

1 GK LAM Tsz Wing David
22 D YAM Yi

Team: IND

No.	Name
38	TUNDUP Namgail
83	CHAMBA Lotus

Team: IND (White)

No.	Pos.	Name
7	D	GYALTSON Tsewang +C
94	D	ZANGPO Nawang +A
12	F	LOTUS Stanzin
77	F	KUNZANG Jigmath
97	F	ANGDUS Tsering
21	D	NORBOO Rigzin
24	D	NAMGYAL Stanzin
44	F	BABA Mohammad Ali
68	F	DORJAY Angchok
87	F	DELDAN Namgyal
11	D	HUSSAIN Sajjad
17	D	MUSTAFA Ghulam
37	F	LAKDAN Angchok
42	F	ISMAIL Mohd
47	F	TASHI Namgail
16	D	ANGCHUK Tsering
95	D	DESKYONG Namgyal
18	F	ANGCHOK Stanzin
72	F	TSETAN Chamba +A
88	F	DORJAY Tsewang

Head Coach: HARROLD Darrin

NOT DRESSED:

34 GK PHANDEY Stanzin

Legend:

+A	Alternate Captain	+C	Captain	D	Defender	F	Forward
No.	Jersey number	Pos.	Position				

Graphical Line-ups

阵容图

HKG - IND

Referee

CHUBENKO Konstantin (KAZ)

Linespersons

GAO Yinfeng (CHN) , ISKAKOV Timur (KAZ)

Team: HKG - Hong Kong, China (Red)

Head Coach: DURANT Carey Richard

S1 33 CHEUNG Ching Ho		
20 GAN Michael Xy Kam		
S6 91 SHUM Michael Lee Heng	S5 10 TANG Bryan	S4 9 CHU Ryan Chak Hay
S3 28 MAK Randolph Dash	S2 7 LEE Ryan Yuen Chong	
88 ELMER Colby Ruben	16 YAM Yau	19 CHENG Chung Pan Justin +A
11 WONG Ka Ho +A	17 YUEN Howard Ho Yeung	
23 TANG Shin Ming Jasper	5 TONG Maxwell Wai Hin	27 NGAN Cheuk Long
	8 WONG Yin Hay Yannick	
6 WANG Tsan Lam	55 SHAM Alvin Cheuk Him	3 TO Hei Yu
2 LEUNG Tony +C	4 CHAN Ho Pong	

Team: IND - India (White)

Head Coach: HARROLD Darrin

S1 83 CHAMBA Lotus		
38 TUNDUP Namgail		
S6 97 ANG DUS Tsering	S4 12 LOTUS Stanzin	S5 77 KUNZANG Jigmath
S2 7 GYAL TSON Tsewang +C	S3 94 ZANGPO Nawang +A	
44 BABA Mohammad Ali	68 DORJAY Angchok	87 DELDAN Namgyal
21 NORBOO Rigzin	24 NAMGYAL Stanzin	
37 LAKDAN Angchok	47 TASHI Namgail	42 ISMAIL Mohd
11 HUSSAIN Sajjad	17 MUSTAFA Ghulam	
88 DORJAY Tsewang	72 TSETAN Chamba +A	18 ANGCHOK Stanzin
95 DESKYONG Namgyal	16 ANGCHUK Tsering	

Legend:

+A Alternate Captain

+C Captain

Sn

Starting position

Timing & Results provided by BORNAN

Game Summary 比赛总结

HKG - IND 30 - 0 (10 - 0, 12 - 0, 8 - 0)

Spectators	Referee	Linespersons
569	CHUBENKO Konstantin (KAZ)	GAO Yinfeng (CHN), ISKAKOV Timur (KAZ)

Team Statistics

Period	Score	SVS	SOG	PIM	TPP	PPG	SHG
1	10 : 0	1 : 14	24 : 1	4 : 2	02:00 : 04:00	0 : 0	0 : 0
2	12 : 0	0 : 23	35 : 0	2 : 6	03:41 : 01:46	2 : 0	1 : 0
3	8 : 0	0 : 18	26 : 0	4 : 4	01:48 : 04:00	2 : 0	0 : 0
Total	30 : 0	1 : 55	85 : 1	10 : 12	07:29 : 09:46	4 : 0	1 : 0

1st Period

Action	Time	ET/Res	Team	Type	No.	Name	(G)	Name of Assistant(s) / Action Description
GK	00:00		HKG		33	CHEUNG Ching Ho	-	Goalkeeper in
GK	00:00		IND		83	CHAMBA L	-	Goalkeeper in
Goal	00:51	1 : 0	HKG	EQ	10	TANG Bryan	(6)	On Ice HKG 33 7 9 10 28 91 IND 83 7 12 77 94 97
Goal	01:23	2 : 0	HKG	EQ	88	ELMER Colby Ruben	(2)	19 CHENG CPJ On Ice HKG 33 11 16 17 19 88 IND 83 21 24 44 68 87
Goal	05:44	3 : 0	HKG	EQ	9	CHU Ryan Chak Hay	(3)	On Ice HKG 33 9 10 11 17 91 IND 83 21 24 44 68 87
Goal	08:05	4 : 0	HKG	EQ	28	MAK Randolph Dash	(2)	23 TANG SMJ On Ice HKG 33 4 5 23 27 28 5 TONG MWH IND 83 7 18 72 88 94
Goal	09:22	5 : 0	HKG	EQ	10	TANG Bryan	(7)	7 LEE RYC On Ice HKG 33 7 9 10 28 91 28 MAK Randolph Dash IND 83 7 44 68 87 94
Goal	10:21	6 : 0	HKG	EQ	9	CHU Ryan Chak Hay	(4)	10 TANG Bryan On Ice HKG 33 7 9 10 28 91 91 SHUM MLH IND 83 18 21 24 72 88
Penalty	10:54	12:54	HKG	2 min.	17	YUEN HHY	-	Tripping
Penalty	13:44	15:44	IND	2 min.	17	MUSTAFA G	-	Tripping
Penalty	15:54	17:54	HKG	2 min.	28	MAK Randolph Dash	-	Charging
Goal	18:28	7 : 0	HKG	EQ	9	CHU Ryan Chak Hay	(5)	10 TANG Bryan On Ice HKG 33 7 9 10 28 91 91 SHUM MLH IND 83 16 44 68 87 95
Goal	19:06	8 : 0	HKG	EQ	91	SHUM MLH	(1)	7 LEE RYC On Ice HKG 33 7 9 10 28 91 28 MAK Randolph Dash IND 83 11 17 37 42 47
Goal	19:33	9 : 0	HKG	EQ	16	YAM Yau	(1)	19 CHENG CPJ On Ice HKG 33 11 16 17 19 88 IND 83 12 21 24 77 97
Goal	19:44	10 : 0	HKG	EQ	88	ELMER Colby Ruben	(3)	19 CHENG CPJ On Ice HKG 33 11 16 17 19 88 16 YAM Yau IND 83 7 16 18 72 88

2nd Period

Action	Time	ET/Res	Team	Type	No.	Name	(G)	Name of Assistant(s) / Action Description
Goal	20:52	11 : 0	HKG	EQ	5	TONG MWH	(8)	23 TANG SMJ On Ice HKG 33 5 7 23 27 28 27 NGAN Cheuk Long IND 83 16 37 42 47 95
Penalty	22:12	24:12	HKG	2 min.	-	Team penalty	-	Too Many Players / Served by: 17 YUEN HHY
Goal	23:25	12 : 0	HKG	SH1	19	CHENG CPJ	(2)	8 WONG YHY On Ice HKG 33 8 11 19 23 IND 83 16 17 18 42 77
Penalty	23:58	25:58	IND	2 min.	68	DORJAY A	-	Tripping
Goal	26:23	13 : 0	HKG	EQ	7	LEE RYC	(3)	9 CHU Ryan Chak Hay On Ice HKG 33 5 7 9 10 28 IND 83 21 68 77 95 97
Penalty	28:01	29:50	IND	2 min.	68	DORJAY A	-	Tripping
GK	28:01		HKG		20	GAN Michael Xy Kam	-	Goalkeeper in
Goal	29:50	14 : 0	HKG	PP1	7	LEE RYC	(4)	23 TANG SMJ On Ice HKG 20 5 7 11 23 27 5 TONG MWH IND 83 21 72 88 95 *
Goal	30:17	15 : 0	HKG	EQ	9	CHU Ryan Chak Hay	(6)	28 MAK Randolph Dash On Ice HKG 20 8 9 10 28 91 10 TANG Bryan IND 83 7 16 37 42 47
Goal	30:37	16 : 0	HKG	EQ	10	TANG Bryan	(8)	On Ice HKG 20 8 9 10 28 91 IND 83 11 12 17 77 97



WED 5 FEB 2025
Start Time 17:00
End Time 19:17

Preliminary round - Group C, Game 12
小组赛轮次 - C组, 比赛 12

Action	Time	ET/Res	Team	Type	No.	Name	(G)	Name of Assistant(s) / Action Description
Goal	32:53	17 : 0	HKG	EQ	5	TONG MWH	(9)	23 TANG SMJ On Ice HKG 20 2 5 17 23 27 2 LEUNG Tony IND 83 12 21 24 77 97
Goal	34:04	18 : 0	HKG	EQ	8	WONG YHY	(1)	9 CHU Ryan Chak Hay On Ice HKG 20 6 8 9 11 55 IND 83 17 21 44 68 87
GK	34:04		IND		38	TUNDUP N		- Goalkeeper in 83 CHAMBA L - Goalkeeper out
Goal	36:39	19 : 0	HKG	EQ	27	NGAN Cheuk Long	(1)	16 YAM Yau On Ice HKG 20 3 4 11 16 27 4 CHAN Ho Pong IND 38 7 24 77 87 97
Goal	37:46	20 : 0	HKG	EQ	9	CHU Ryan Chak Hay	(7)	23 TANG SMJ On Ice HKG 20 2 5 9 17 23 17 YUEN HHY IND 38 16 18 44 87 95
Goal	38:21	21 : 0	HKG	EQ	6	WANG Tsan Lam	(4)	19 CHENG CPJ On Ice HKG 20 6 8 11 19 55 IND 38 18 21 72 88 95
Penalty	39:51	39:57	IND	2 min.	42	ISMAIL M		- Holding an opponent
Goal	39:57	22 : 0	HKG	PP1	16	YAM Yau	(2)	9 CHU Ryan Chak Hay On Ice HKG 20 3 7 9 16 28 IND 38 7 18 24 97 *

3rd Period

Action	Time	ET/Res	Team	Type	No.	Name	(G)	Name of Assistant(s) / Action Description
GK	40:00		IND		83	CHAMBA L		- Goalkeeper in 38 TUNDUP N - Goalkeeper out
Penalty	40:58	41:48	IND	2 min.	17	MUSTAFA G		- Tripping
Goal	41:48	23 : 0	HKG	PP1	27	NGAN Cheuk Long	(2)	91 SHUM MLH On Ice HKG 20 2 8 10 27 91 10 TANG Bryan IND 83 7 16 72 88 *
Goal	42:02	24 : 0	HKG	EQ	9	CHU Ryan Chak Hay	(8)	16 YAM Yau On Ice HKG 20 3 9 11 16 17 3 TO Hei Yu IND 83 12 24 77 94 97
Goal	43:18	25 : 0	HKG	EQ	5	TONG MWH	(10)	23 TANG SMJ On Ice HKG 20 2 4 5 19 23 19 CHENG CPJ IND 83 7 17 42 72 88
Goal	43:46	26 : 0	HKG	EQ	23	TANG SMJ	(3)	19 CHENG CPJ On Ice HKG 20 2 4 5 19 23 IND 83 12 24 77 94 97
Penalty	44:30	46:30	HKG	2 min.	55	SHAM ACH		- Tripping
GK	48:08		IND		38	TUNDUP N		- Goalkeeper in 83 CHAMBA L - Goalkeeper out
Penalty	48:42	49:40	IND	2 min.	37	LAKDAN A		- Tripping
Goal	49:40	27 : 0	HKG	PP1	28	MAK Randolph Dash	(3)	55 SHAM ACH On Ice HKG 20 6 7 19 28 55 7 LEE RYC IND 38 17 77 94 97 *
Goal	49:50	28 : 0	HKG	EQ	10	TANG Bryan	(9)	On Ice HKG 20 2 8 10 27 91 IND 38 7 24 42 72 88
GK	49:50		IND		83	CHAMBA L		- Goalkeeper in 38 TUNDUP N - Goalkeeper out
Penalty	51:59	53:59	HKG	2 min.	16	YAM Yau		- Interference
Goal	56:25	29 : 0	HKG	EQ	10	TANG Bryan	(10)	9 CHU Ryan Chak Hay On Ice HKG 20 9 10 11 17 91 IND 83 24 42 77 88 94
Goal	58:58	30 : 0	HKG	EQ	5	TONG MWH	(11)	10 TANG Bryan On Ice HKG 20 5 8 10 11 23 11 WONG Ka Ho IND 83 16 42 72 88 95
GK	60:00		HKG					20 GAN Michael Xy Kam - Goalkeeper out
GK	60:00		IND					83 CHAMBA L - Goalkeeper out

Goalkeeper Records

Team : HKG - Hong Kong, China

No.	Name	SOG	SVS	MIP
20	GAN Michael Xy Kam	0	0	31:59
33	CHEUNG Ching Ho	1	1	28:01

Team : IND - India

No.	Name	SOG	SVS	MIP
83	CHAMBA Lotus	70	46	52:22
38	TUNDUP Namgail	15	9	07:38

Game Statistics

Team : HKG (Red)

Head Coach : DURANT Carey Richard											Shots on Goal					Time on Ice							
No.	Pos.	Name	G	A	P	PIM	FO+	FO-	FO+/-	FO%	1	2	3	OT	TS	+/-	1	2	3	OT	TOT	SHF	AVG
7	D	LEE Ryan Yuen Chong	2	3	5	0	0	0	0	0.00	1	2	0		3	+7	6:39	7:08	4:48		18:35	14	1:19
9	F	CHU Ryan Chak Hay	6	4	10	0	0	0	0	0.00	6	5	1		12	+13	6:10	5:36	5:46		17:32	17	1:01
10	F	TANG Bryan	5	5	10	0	19	2	17	90.48	3	3	3		9	+12	7:02	5:46	5:23		18:11	15	1:12
28	F	MAK Randolph Dash	2	3	5	2	0	0	0	0.00	2	1	1		4	+10	8:52	9:09	4:36		22:37	19	1:11
91	F	SHUM Michael Lee Heng	1	3	4	0	0	0	0	0.00	1	3	1		5	+10	5:22	5:49	3:07		14:18	13	1:06
11	D	WONG Ka Ho +A	0	1	1	0	0	0	0	0.00	0	0	2		2	+11	4:18	6:22	5:29		16:09	17	0:57

Timing & Results provided by BORNAN



WED 5 FEB 2025
Start Time 17:00
End Time 19:17

Preliminary round - Group C, Game 12
小组赛轮次 - C组, 比赛 12

Head Coach : DURANT Carey Richard										Shots on Goal						Time on Ice							
No.	Pos.	Name	G	A	P	PIM	FO+	FO-	FO+/-	FO%	1	2	3	OT	TS	+/-	1	2	3	OT	TOT	SHF	AVG
16	F	YAM Yau	2	3	5	2	17	7	10	70.83	1	3	2		6	+5	4:59	2:46	5:14		12:59	14	0:55
17	D	YUEN Howard Ho Yeung	0	1	1	2	0	1	-1	0.00	0	2	1		3	+8	4:32	4:25	5:35		14:32	17	0:51
19	F	CHENG Chung Pan Justin +A	1	6	7	0	0	0	0	0.00	1	2	2		5	+7	5:33	4:52	5:34		15:59	15	1:03
88	F	ELMER Colby Ruben	2	0	2	0	0	0	0	0.00	4	0	0		4	+3	4:59	0:00	0:00		4:59	5	0:59
5	F	TONG Maxwell Wai Hin	4	2	6	0	11	5	6	68.75	3	3	3		9	+8	3:36	7:02	4:05		14:43	12	1:13
8	D	WONG Yin Hay Yannick	1	1	2	0	0	0	0	0.00	0	1	1		2	+7	3:56	3:45	5:31		13:12	12	1:06
23	F	TANG Shin Ming Jasper	1	6	7	0	0	0	0	0.00	0	1	2		3	+8	5:11	7:28	3:45		16:24	14	1:10
27	F	NGAN Cheuk Long	2	1	3	0	0	0	0	0.00	0	6	1		7	+5	3:20	7:59	4:36		15:55	13	1:13
2	D	LEUNG Tony +C	0	1	1	0	0	2	-2	0.00	0	0	1		1	+5	4:15	4:29	9:53		18:37	17	1:05
3	F	TO Hei Yu	0	1	1	0	0	0	0	0.00	0	1	2		3	+2	3:52	4:04	8:14		16:10	15	1:04
4	D	CHAN Ho Pong	0	1	1	0	0	0	0	0.00	0	0	0		0	+4	4:21	4:49	4:13		13:23	11	1:13
6	F	WANG Tsan Lam	1	0	1	0	0	0	0	0.00	2	2	1		5	+2	4:49	3:33	3:35		11:57	12	0:59
55	F	SHAM Alvin Cheuk Him	0	1	1	2	9	5	4	64.29	0	0	2		2	+2	4:14	3:33	7:09		14:56	14	1:04
20	GK	GAN Michael Xy Kam	0	0	0	0					0	0	0		0								
33	GK	CHEUNG Ching Ho	0	0	0	0					0	0	0		0								
Total			30	43	73	8	56	22	34	71.79	24	35	26		85								

Team : IND (White)

Head Coach : HARROLD Darrin										Shots on Goal						Time on Ice								
No.	Pos.	Name	G	A	P	PIM	FO+	FO-	FO+/-	FO%	1	2	3	OT	TS	+/-	1	2	3	OT	TOT	SHF	AVG	
7	D	GYALTSON Tsewang +C	0	0	0	0	0	0	0	0.00	0	0	0		0	-8	5:29	6:39	3:27		15:35	23	0:40	
12	F	LOTUS Stanzin	0	0	0	0	0	0	0	0.00	0	0	0		0	-6	4:14	3:14	5:20		12:48	17	0:45	
77	F	KUNZANG Jigmath	0	0	0	0	2	0	2	100.00	0	0	0		0	-10	6:35	5:52	9:50		22:17	25	0:53	
94	D	ZANGPO Nawang +A	0	0	0	0	0	1	-1	0.00	0	0	0		0	-6	3:49	3:54	4:19		12:02	18	0:40	
97	F	ANGDUS Tsering	0	0	0	0	11	12	-1	47.83	0	0	0		0	-8	5:09	4:43	6:41		16:33	23	0:43	
21	D	NORBOO Rigzin	0	0	0	0	0	0	0	0.00	0	0	0		0	-8	4:05	4:14	4:42		13:01	17	0:45	
24	D	NAMGYAL Stanzin	0	0	0	0	0	0	0	0.00	0	0	0		0	-10	5:16	6:17	4:17		15:50	23	0:41	
44	F	BABA Mohammad Ali	0	0	0	0	0	0	0	0.00	1	0	0		1	-6	3:37	4:45	0:41		9:03	14	0:38	
68	F	DORJAY Angchok	0	0	0	4	0	5	-5	0.00	0	0	0		0	-6	2:32	5:17	4:07		11:56	16	0:44	
87	F	DELDAN Namgyal	0	0	0	0	1	8	-7	11.11	0	0	0		0	-7	2:36	4:44	0:41		8:01	13	0:37	
11	D	HUSSAIN Sajjad	0	0	0	0	0	0	0	0.00	0	0	0		0	-2	4:39	2:28	4:52		11:59	13	0:55	
17	D	MUSTAFA Ghulam	0	0	0	4	0	0	0	0.00	0	0	0		0	-5	7:57	8:44	6:59		23:40	24	0:59	
37	F	LAKDAN Angchok	0	0	0	2	1	15	-14	6.25	0	0	0		0	-3	4:23	4:00	3:29		11:52	14	0:50	
42	F	ISMAIL Mohd	0	0	0	2	2	3	-1	40.00	0	0	0		0	-8	8:47	5:40	5:24		19:51	20	0:59	
47	F	TASHI Namgail	0	0	0	0	0	1	-1	0.00	0	0	0		0	-3	4:23	4:00	5:45		14:08	17	0:49	
16	D	ANGCHUK Tsering	0	0	0	0	0	0	0	0.00	0	0	0		0	-7	5:57	3:09	8:08		17:14	19	0:54	
18	F	ANGCHOK Stanzin	0	0	0	0	0	1	-1	0.00	0	0	0		0	-6	5:55	4:11	7:05		17:11	24	0:42	
72	F	TSETAN Chamba +A	0	0	0	0	5	8	-3	38.46	0	0	0		0	-7	5:34	5:43	5:22		16:39	18	0:55	
88	F	DORJAY Tsewang	0	0	0	0	0	2	-2	0.00	0	0	0		0	-8	4:05	3:16	3:47		11:08	18	0:37	
95	D	DESKYONG Namgyal	0	0	0	0	0	0	0	0.00	0	0	0		0	-6	2:58	4:35	3:16		10:49	17	0:38	
38	GK	TUNDUP Namgail	0	0	0	0					0	0	0		0									
83	GK	CHAMBA Lotus	0	0	0	0					0	0	0		0									
Total			0	0	0	12	22	56	-34	28.21	1	0	0		1									

Group C

R	Team	GP	W	OTW	OTL	L	GDF	GF:GA	PTS
1	HKG	2	2	0	0	0	+55	56: 1	6
2	MAC	1	0	0	0	1	-25	1: 26	0
3	IND	1	0	0	0	1	-30	0: 30	0
-	TKM	0							

	HKG	IND	MAC	TKM
HKG	*****	30:0	26:1	SUN 09 FEB 09:00
IND	0:30	*****	SUN 09 FEB 13:00	THU 06 FEB 20:30
MAC	1:26	SUN 09 FEB 13:00	*****	WED 05 FEB 21:00
TKM	SUN 09 FEB 09:00	THU 06 FEB 20:30	WED 05 FEB 21:00	*****



Legend:					
(G)	Goals in tournament	*	Does not count for Plus/minus	+/-	Plus/minus net
+C	Captain	A	Assists	AVG	Average time on ice / shift
EQ	Equal strength	ET/Res	Penalty end time/Result of game	F	Forward
FO+	Face-offs won	FO-	Face-offs lost	FO+/-	Face-offs net
GA	Goals against	GDF	Goal difference	GF	Goals for
GP	Games played	L	Losses	MIP	Minutes in play (GK)
OT	Overtime	OTL	Overtime losses	OTW	Overtime wins
PIM	Penalties in minutes	Pos.	Position	PP1	Power play - 1 player
PTS	Points	R	Rank	SH1	Shorthanded - 1 player
SHG	Shorthanded goals	SOG	Shots on goal	SVS	Saves
TTP	Time on power play	TS	Total shots	W	Wins
				+A	Alternate Captain
				D	Defender
				FO%	Face-offs won as percentage
				G	Goals
				GK	Goalkeeper
				No.	Jersey number
				P	Points
				PPG	Power play goals
				SHF	Number of shifts
				TOT	Total



Shot Chart

射门表

HKG - IND

Shots by IND

Goals (o): 0

SSG (+): 1

SSP (-): 3

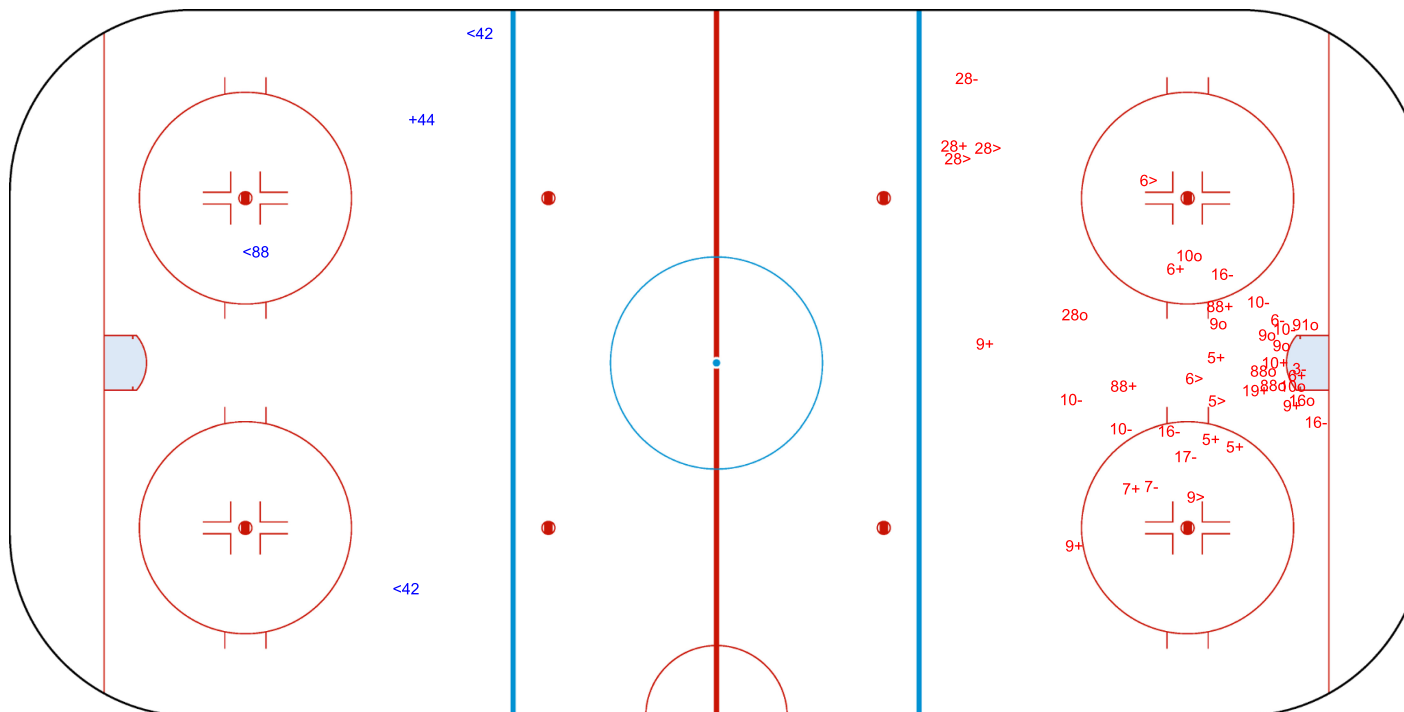
SPG (-): 0



GK 33 of HKG



1st Period



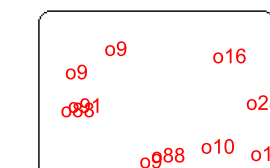
Shots by HKG

Goals (o): 10

SSG (+): 14

SSP (>): 6

SPG (-): 12



GK 83 of IND



WED 5 FEB 2025
Start Time 17:00

Ice Hockey
冰球

Men
男子

Preliminary round - Group C, Game 12
小组赛轮次 - C 组, 比赛 12



Goals (o): 12 SSG (+): 23
SSP (<): 5 SPG (-): 9

GK 83 of IND



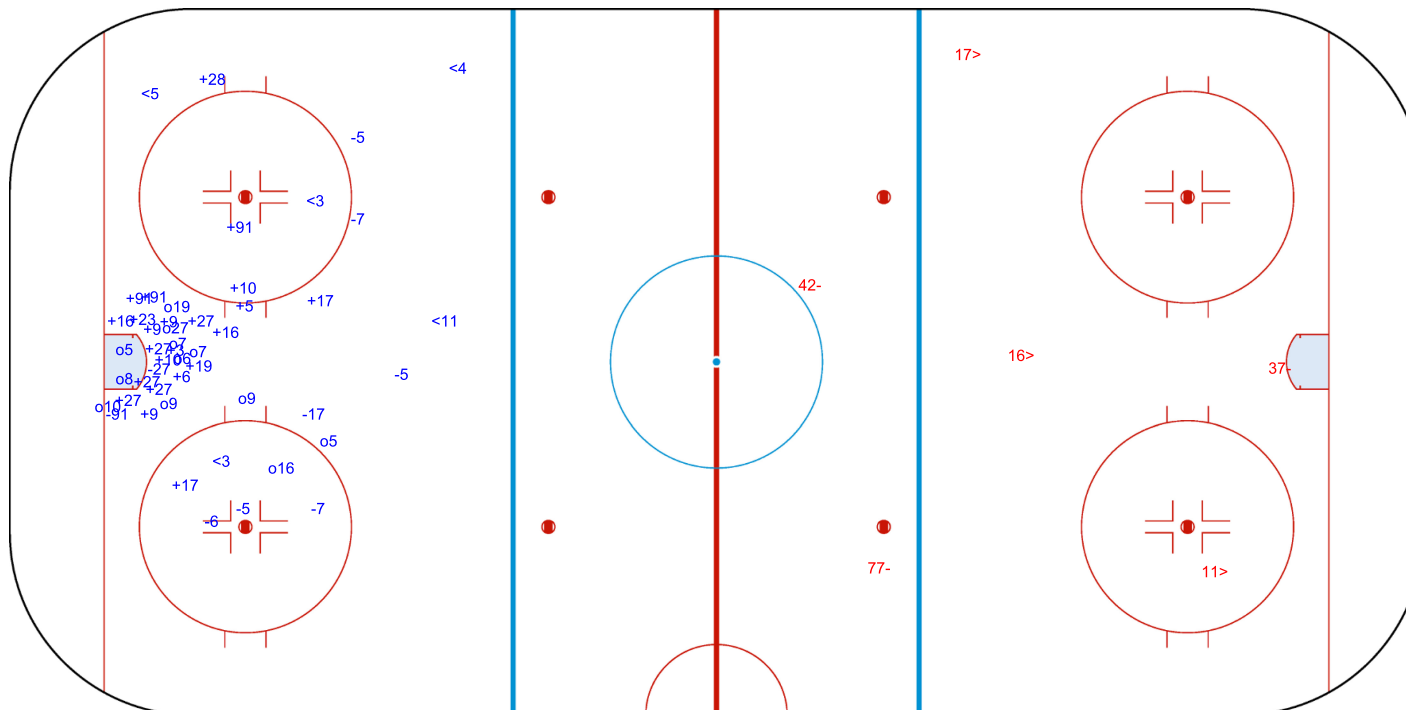
2nd Period



Goals (o): 0	SSG (+): 0
SSP (>): 3	SPG (-): 3

GK 20 of HKG

GK 33 of HKG



Timing & Results provided by **BORNAN**

Report Created WED 5 FEB 2025 19:18

BORNAN
SPORTS TECHNOLOGY

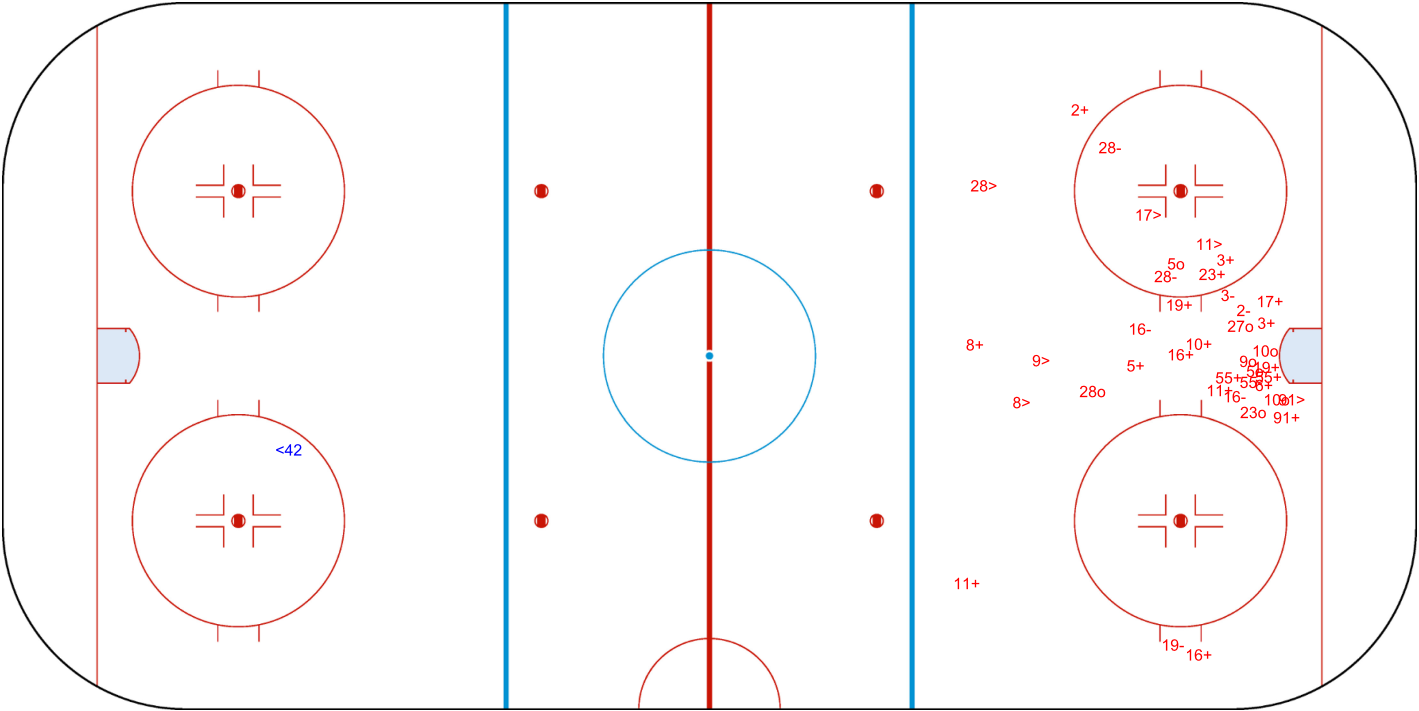


Shots by IND
Goals (o): 0
SSP (<): 1
SSG (+): 0
SPG (-): 0



GK 20 of HKG

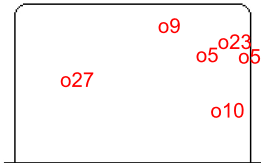
HKG 3rd Period IND



Shots by HKG
Goals (o): 8
SSP (>): 6
SSG (+): 18
SPG (-): 8



GK 38 of IND



GK 83 of IND

Legend:							
GK	Goalkeeper	SPG	Shots past goal	SSG	Shots saved by goalkeeper	SSP	Shots saved by player

Face-off Chart

争球表

HKG - IND

1st PERIOD

	HKG		IND		HKG		IND		HKG		IND		Total wins all zones	
	Def. zone	Att. zone	Neutral zone		Att. zone	Def. zone			Att. zone	Def. zone			HKG	IND
Total wins / period	+ 10	- 87	+ 10	- 87	+ 5	- 37			+ 5	- 37			16 / 67%	8 / 33%
	- 55	+ 42	+ 16	- 87	+ 16	- 37			+ 16	- 37				
	- 17	+ 72	+ 5	- 37	+ 5	- 37			+ 5	- 72				
			+ 16	- 37	+ 5	- 97			+ 55	- 97				
			+ 55	- 97	- 16	+ 97			- 16	+ 97				
			+ 10	- 72	- 16	+ 97			- 16	+ 97				
			+ 16	- 37	- 5	+ 72								
			+ 10	- 87										
			+ 10	- 37										
			+ 16	- 97										
			- 16	+ 97										
			- 16	+ 72										
			- 16	+ 87										
	1 / 33%	2 / 67%	10 / 77%	3 / 23%	5 / 63%	3 / 37%								

2nd PERIOD

	HKG		IND		HKG		IND		HKG		IND		Total wins all zones	
	Def. zone	Att. zone	Neutral zone		Att. zone	Def. zone			Att. zone	Def. zone			HKG	IND
Total wins / period	- 2	+ 42	+ 5	- 37	- 5	+ 97			- 5	+ 97			20 / 74%	7 / 26%
			- 55	+ 97	- 5	+ 72			- 5	+ 72				
			+ 10	- 18	+ 10	- 87			+ 10	- 87				
			- 10	+ 97	+ 55	- 97			+ 55	- 97				
			+ 10	- 37	+ 55	- 72			+ 55	- 72				
			+ 10	- 97	+ 5	- 72			+ 5	- 72				
			+ 16	- 87	+ 10	- 37			+ 10	- 37				
			+ 5	- 37	+ 16	- 94			+ 16	- 94				
			+ 55	- 87	+ 5	- 97			+ 5	- 97				
			+ 10	- 88	+ 10	- 37			+ 10	- 37				
			+ 5	- 87	- 16	+ 97			- 16	+ 97				
			+ 55	- 88	+ 16	- 97			+ 16	- 97				
			+ 10	- 37										
			- 16	+ 97										
	0 / 0%	1 / 100%	11 / 79%	3 / 21%	9 / 75%	3 / 25%								

3rd PERIOD

	HKG		IND		HKG		IND		HKG		IND		Total wins all zones	
	Def. zone	Att. zone	Neutral zone		Att. zone	Def. zone			Att. zone	Def. zone			HKG	IND
Total wins / period	- 10	+ 77	- 55	+ 97	+ 10	- 47			+ 10	- 47			20 / 74%	7 / 26%
	- 2	+ 77	+ 10	- 72	- 5	+ 72			- 5	+ 72				
			+ 16	- 97	+ 5	- 97			+ 5	- 97				
			+ 16	- 37	- 55	+ 37			- 55	+ 37				
			- 5	+ 97	+ 55	- 97			+ 55	- 97				
			+ 55	- 37	+ 16	- 68			+ 16	- 68				
			+ 10	- 72	+ 16	- 97			+ 16	- 97				
			+ 10	- 68	+ 16	- 72			+ 16	- 72				

		+ 16	- 68	+ 16	- 72
		+ 55	- 68	+ 16	- 68
				- 55	+ 97
				+ 10	- 42
				+ 10	- 42
				+ 16	- 97
				+ 5	- 42
0 / 0%	2 / 100%	8 / 80%	2 / 20%	12 / 80%	3 / 20%

TOTAL

Total wins / game	HKG	IND	HKG	IND	HKG	IND	Total wins all zones	
	Def. zone	Att. zone	Neutral zone		Att. zone	Def. zone	HKG	IND
	1 / 17%	5 / 83%	29 / 78%	8 / 22%	26 / 74%	9 / 26%	56 / 72%	22 / 28%

HEAD TO HEAD

	No.	IND										Tot.	wins HKG	Dz	Nz	Az
		18	37	42	47	68	72	77	87	88	94	97				
HKG	2			0 - 1				0 - 1					2	0 0%	0 0%	
	5		5 - 0	1 - 0			2 - 3		1 - 0			2 - 2	16	11 69%		4 80%
	10	1 - 0	5 - 0	2 - 0	1 - 0	1 - 0	3 - 0	0 - 1	4 - 0	1 - 0		1 - 1	21	19 90%	1 50%	12 92%
	16		4 - 0			3 - 0	2 - 1		2 - 1		1 - 0	5 - 5	24	17 71%		8 67%
	17						0 - 1						1	0 0%	0 0%	
	55		1 - 1	0 - 1		1 - 0	1 - 0		1 - 0	1 - 0		4 - 3	14	9 64%	0 0%	5 71%
	Tot.	1	16	5	1	5	13	2	9	2	1	23	78	56 72%	1 17%	29 78%
	wins IND	0 0%	1 6%	2 40%	0 0%	0 0%	5 38%	2 100%	1 11%	0 0%	0 0%	11 48%	22 28%			
	Dz		1 17%	0 0%	0 0%	0 0%	3 38%		0 0%		0 0%	5 38%	9 26%			
	Nz	0 0%	0 0%			0 0%	1 25%		1 14%	0 0%		6 60%	8 22%			
	Az			2 100%			1 100%	2 100%	0 0%				5 83%			

Legend:

Az Attacking zone Dz Defending zone No. Jersey number Nz Neutral zone Tot. Total face-offs played

Game Roster 比赛名单

KAZ - CHN

Referees

CHAE Young Jin (KOR) , KANG Tae Woo (KOR)

Linespersons

CHOI Doyeon (KOR) , SU Wonil (KOR)

Goalkeepers

Team: KAZ

No.	Name	GP	MIP	GA	SVS	SOG	SVS%	GAA
1	AMIRBEKOV Jelal-Ad-Din	0	00:00	0	0	0	0.00	0.00
20	SHUTOV Andrey	1	60:00	0	4	4	100.00	0.00
30	PAVLENKO Maxim	1	00:00	0	0	0	0.00	0.00

Team Roster

Team: KAZ (Blue)

No.	Pos.	Name	GP	G	A	PTS	PIM	+/-
1	GK	AMIRBEKOV Jelal-Ad-Din	0	0	0	0	0	
2	D	BREUS Dmitriy	1	0	1	1	0	+2
3	D	GAITAMIROV Tamirlan	1	1	0	1	0	+2
6	F	BUYALSKIY Andrey	1	1	2	3	0	+4
7	D	DANIYAR Samat	1	0	3	3	0	+4
8	F	OSPA NOV Ruslan	1	1	0	1	0	+1
9	D	BUTENKO Danil	1	0	0	0	0	+1
14	F	OMIRBEKOV Alikhan	1	1	2	3	0	+4
15	D	KOROLYOV Artyom	1	0	1	1	0	+1
16	F	BORISSEVICH Alexandr	1	0	0	0	0	+1
17	F	STARCHENKO Roman	1	1	2	3	0	+4
18	F	RYMAREV Yevgeniy	1	1	1	2	0	+4
19	F	GRENTS Dmitriy	1	0	0	0	0	+1
20	GK	SHUTOV Andrey	1	0	0	0	0	
21	F	KOLESNIKOV Vyacheslav	1	1	1	2	0	+4
22	F	PANYUKOV Kirill	1	0	2	2	0	+1
23	F	CHAPOROV Denis	1	0	0	0	2	+1
24	F	SAVITSKIY Kirill	1	0	1	1	0	+2
25	D	STEPANENKO Ivan	1	1	2	3	0	+4
26	D	MIKHAILOV Eduard	1	0	0	0	0	+4
27	F	LIKHOTNIKOV Artem	1	2	3	5	0	+5
28	D	BEKETAYEV Adil	1	2	2	4	0	+4
30	GK	PAVLENKO Maxim	1	0	0	0	0	

Head Coach: BOLYAKIN Oleg

Team: CHN

No.	Name	GP	MIP	GA	SVS	SOG	SVS%	GAA
31	CHEN Shifeng	1	64:15	6	41	47	87.23	5.60
32	SUN Zehao	1	00:00	0	0	0	0.00	0.00
79	HU Haoran	0	00:00	0	0	0	0.00	0.00

Team: CHN (White)

No.	Pos.	Name	GP	G	A	PTS	PIM	+/-
4	D	XU Lang	1	0	0	0	2	0
6	D	CHEN Zimeng	1	0	1	1	0	0
8	F	ZUO Tianyou	1	0	0	0	0	0
11	D	ZHANG Pengfei	1	0	2	2	0	+2
12	F	YU Jilong	1	1	0	1	0	-1
16	D	ZHANG Jiaqi	1	1	1	2	0	+3
17	F	GUO Jianing	1	1	1	2	2	+3
23	F	LI Zhihao	1	0	0	0	0	0
24	F	CHEN Kailin	1	0	0	0	0	0
25	F	LIU Zihao	1	0	0	0	0	0
31	GK	CHEN Shifeng	1	0	0	0	0	
32	GK	SUN Zehao	1	0	0	0	0	
41	D	HAN Yuhang	1	0	0	0	2	-1
56	F	ZHANG Zesen	1	0	2	2	0	+2
71	F	ZHENG Mingju	1	1	0	1	0	-1
73	D	FU Rao	1	0	0	0	0	-1
79	GK	HU Haoran	0	0	0	0	0	
88	F	YAN Juncheng	1	1	0	1	0	0
91	F	WANG Jing	1	0	1	1	0	+1
92	F	HOU Yuyang	1	0	0	0	0	0
93	F	LI Mingshenhao	1	0	0	0	4	0
97	F	ZHUANG Xinyu	1	0	0	0	0	0

Head Coach: PEARN Perry Douglas

SUSPENDED:

7	D	ZONG Hanming	1	0	0	0	2	0
---	---	--------------	---	---	---	---	---	---

Legend:

+/-	Plus/minus net	A	Assists	D	Defender	F	Forward
G	Goals	GA	Goals against	GAA	Goals against as average per 60 minutes	GK	Goalkeeper
GP	Games played	MIP	Minutes and seconds played	No.	Jersey number	PIM	Penalties in minutes
Pos.	Position	PTS	Points	SOG	Shots on goal	SVS	Saves
SVS%	Saves in percentage						



Line-Ups 阵容

KAZ - CHN

Referees

CHAE Young Jin (KOR), KANG Tae Woo (KOR)

Linespersons

CHOI Doyeon (KOR), SU Wonil (KOR)

Goalkeepers

Team: KAZ

No.	Name
1	AMIRBEKOV Jelal-Ad-Din
20	SHUTOV Andrey

Team Line-ups

Team: KAZ (Blue)

No.	Pos.	Name
7	D	DANIYAR Samat
28	D	BEKETAYEV Adil +A
14	F	OMIRBEKOV Alikhan
17	F	STARCHENKO Roman +C
18	F	RYMAREV Yevgeniy +A
2	D	BREUS Dmitriy
3	D	GAITAMIROV Tamirlan
22	F	PANYUKOV Kirill
24	F	SAVITSKIY Kirill
27	F	LIKHOTNIKOV Artem
25	D	STEPANENKO Ivan
26	D	MIKHAILOV Eduard
6	F	BUYALSKIY Andrey
19	F	GRENTS Dmitriy
21	F	KOLESNIKOV Vyacheslav
9	D	BUTENKO Danil
15	D	KOROLYOV Artyom
8	F	OSPA NOV Ruslan
16	F	BORISSEVICH Alexandr
23	F	CHAPOROV Denis

Head Coach: BOLYAKIN Oleg

NOT DRESSED:

30 GK PAVLENKO Maxim

Team: CHN

No.	Name
31	CHEN Shifeng
32	SUN Zehao

Team: CHN (White)

No.	Pos.	Name
11	D	ZHANG Pengfei
16	D	ZHANG Jiaqi +C
71	F	ZHENG Mingju
91	F	WANG Jing
92	F	HOU Yuyang
41	D	HAN Yuhang +A
17	F	GUO Jianing
23	F	LI Zhihao
56	F	ZHANG Zesen +A
88	F	YAN Juncheng
6	D	CHEN Zimeng
73	D	FU Rao
8	F	ZUO Tianyou
12	F	YU Jilong
93	F	LI Mingshenhao
4	D	XU Lang
24	F	CHEN Kailin
25	F	LIU Zihao
97	F	ZHUANG Xinyu

Head Coach: PEARN Perry Douglas

NOT DRESSED:

79 GK HU Haoran

SUSPENDED:

7 D ZONG Hanming

Legend:

+A Alternate Captain
No. Jersey number

+C Captain
Pos. Position

D Defender

F Forward

Graphical Line-ups

阵容图

KAZ - CHN

Referees

CHAE Young Jin (KOR) , KANG Tae Woo (KOR)

Linespersons

CHOI Doyeon (KOR) , SU Wonil (KOR)

Team: KAZ - Kazakhstan (Blue)

Head Coach: BOLYAKIN Oleg

S1 20 SHUTOV Andrey		
1 AMIRBEKOV Jelal-Ad-Din		
S5 17 STARCHENKO Roman +C	S4 14 OMIRBEKOV Alikhan	S6 18 RYMAREV Yevgeniy +A
S2 7 DANIYAR Samat	S3 28 BEKETAYEV Adil +A	
24 SAVITSKIY Kirill	27 LIKHOTNIKOV Artem	22 PANYUKOV Kirill
2 BREUS Dmitriy	3 GAITAMIROV Tamirlan	
21 KOLESNIKOV Vyacheslav	19 GRENTS Dmitriy	6 BUYALSKIY Andrey
25 STEPANENKO Ivan	26 MIKHAILOV Eduard	
23 CHAPOROV Denis	16 BORISSEVICH Alexandr	8 OSPANOV Ruslan
15 KOROLYOV Artyom	9 BUTENKO Danil	

Team: CHN - China (White)

Head Coach: PEARN Perry Douglas

S1 32 SUN Zehao		
31 CHEN Shifeng		
S4 71 ZHENG Mingju	S5 91 WANG Jing	S6 92 HOU Yuyang
S2 11 ZHANG Pengfei	S3 16 ZHANG Jiaqi +C	
56 ZHANG Zesen +A	88 YAN Juncheng	17 GUO Jianing
23 LI Zhihao	41 HAN Yuhang +A	
12 YU Jilong	8 ZUO Tianyou	93 LI Mingshenhao
73 FU Rao	6 CHEN Zimeng	
4 XU Lang	24 CHEN Kailin	25 LIU Zihao
97 ZHUANG Xinyu		

Legend:

+A Alternate Captain +C Captain Sn Starting position

Timing & Results provided by BORNAN



Game Summary
比赛总结

KAZ - CHN 6 - 1 (3 - 0 , 1 - 0 , 2 - 1)

Spectators	Referees	Linespersons
3046	CHAE Young Jin (KOR) , KANG Tae Woo (KOR)	CHOI Doyeon (KOR) , SU Wonil (KOR)

Team Statistics

Period	Score	SVS	SOG	PIM	TPP	PPG	SHG
1	3 : 0	0 : 17	20 : 0	2 : 4	03:48 : 02:00	1 : 0	0 : 0
2	1 : 0	4 : 7	8 : 4	2 : 2	02:00 : 02:00	0 : 0	0 : 0
3	2 : 1	4 : 14	16 : 5	4 : 0	00:00 : 02:41	0 : 1	0 : 0
Total	6 : 1	8 : 38	44 : 9	8 : 6	05:48 : 06:41	1 : 1	0 : 0

1st Period

Action	Time	ET/Res	Team	Type	No.	Name	(G)	Name of Assistant(s) / Action Description
GK	00:00		KAZ		20	SHUTOV Andrey	-	Goalkeeper in
GK	00:00		CHN		32	SUN Zehao	-	Goalkeeper in
Goal	00:42	1 : 0	KAZ	EQ	2	BREUS Dmitriy	(1)	24 SAVITSKIY Kirill On Ice KAZ 20 2 3 22 24 27 22 PANYUKOV Kirill CHN 32 17 23 41 56 88
Penalty	01:11	02:59	CHN	2 min.	-	Team penalty	-	Too Many Players / Served by: 24 CHEN Kailin
Goal	02:59	2 : 0	KAZ	PP1	19	GRENTS Dmitriy	(1)	7 DANIYAR Samat On Ice KAZ 20 7 19 21 24 27 24 SAVITSKIY Kirill CHN 32 11 16 17 56 *
Goal	07:47	3 : 0	KAZ	EQ	17	STARCHENKO Roman	(2)	18 RYMAREV Yevgeniy On Ice KAZ 20 7 14 17 18 28 7 DANIYAR Samat CHN 32 11 16 71 91 92
Penalty	09:40	11:40	KAZ	2 min.	15	KOROLYOV Artyom	-	Interference
Penalty	11:54	13:54	CHN	2 min.	6	CHEN Zimeng	-	Interference

2nd Period

Action	Time	ET/Res	Team	Type	No.	Name	(G)	Name of Assistant(s) / Action Description
Penalty	21:25	23:25	KAZ	2 min.	3	GAITAMIROV T	-	Interference
Goal	24:42	4 : 0	KAZ	EQ	18	RYMAREV Yevgeniy	(2)	26 MIKHAILOV Eduard On Ice KAZ 20 14 15 17 18 26 CHN 32 41 71 73 91 92
Penalty	29:11	31:11	CHN	2 min.	25	LIU Zihao	-	Cross-Checking

3rd Period

Action	Time	ET/Res	Team	Type	No.	Name	(G)	Name of Assistant(s) / Action Description
Goal	45:02	5 : 0	KAZ	EQ	21	KOLESNIKOV V	(2)	6 BUYALSKIY Andrey On Ice KAZ 20 2 3 6 19 21 2 BREUS Dmitriy CHN 32 6 17 24 73 88
Goal	48:53	6 : 0	KAZ	EQ	21	KOLESNIKOV V	(3)	16 BORISSEVICH A On Ice KAZ 20 9 15 16 21 23 23 CHAPOROV Denis CHN 32 17 23 24 41 88
Penalty	54:06	55:18	KAZ	2 min.	3	GAITAMIROV T	-	Tripping
Penalty	54:47	56:47	KAZ	2 min.	16	BORISSEVICH A	-	Interference
Goal	55:18	6 : 1	CHN	PP2	11	ZHANG Pengfei	(1)	71 ZHENG Mingju On Ice KAZ 20 7 14 28 91 WANG Jing CHN 32 11 12 71 91 92 *
GK	60:00		KAZ					20 SHUTOV Andrey - Goalkeeper out
GK	60:00		CHN					32 SUN Zehao - Goalkeeper out

Goalkeeper Records

Team : KAZ - Kazakhstan

No.	Name	SOG	SVS	MIP
20	SHUTOV Andrey	9	8	60:00
1	AMIRBEKOV Jelal-Ad-Din			

Team : CHN - China

No.	Name	SOG	SVS	MIP
32	SUN Zehao	44	38	60:00
31	CHEN Shifeng			

Game Statistics

Team : KAZ (Blue)



Harbin Ice Hockey Arena

哈尔滨冰球馆

WED 5 FEB 2025
Start Time 20:00
End Time 21:58

Ice Hockey

冰球

Men
男子

Preliminary round - Group A, Game 13
小组赛轮次 - A组, 比赛 13



Head Coach : BOLYAKIN Oleg										Shots on Goal					Time on Ice										
No.	Pos.	Name	G	A	P	PIM	FO+	FO-	FO+/-	FO%	1	2	3	OT	TS	+/-	1	2	3	OT	TOT	SHF	AVG		
7	D	DANIYAR Samat	0	2	2	0	0	0	0	0.00	2	1	0		3	+1	5:00	7:31	6:15		18:46	24	0:46		
14	F	OMIRBEKOV Alikhan	0	0	0	0	5	7	-2	41.67	0	1	0		1	+2	5:28	6:13	5:15		16:56	22	0:46		
17	F	STARCHENKO Roman +C	1	0	1	0	0	0	0	0.00	1	0	1		2	+2	5:51	6:50	5:26		18:07	21	0:51		
18	F	RYMAREV Yevgeniy +A	1	1	2	0	0	0	0	0.00	1	2	0		3	+2	5:34	7:02	5:24		18:00	21	0:51		
28	D	BEKETAYEV Adil +A	0	0	0	0	0	0	0	0.00	2	0	1		3	+1	5:36	6:54	5:52		18:22	23	0:47		
2	D	BREUS Dmitriy	1	1	2	0	0	0	0	0.00	4	0	1		5	+2	4:40	5:16	5:31		15:27	17	0:54		
3	D	GAITAMIROV Tamirlan	0	0	0	4	0	0	0	0.00	0	0	0		0	+2	4:07	4:51	5:24		14:22	17	0:50		
22	F	PANYUKOV Kirill	0	1	1	0	0	0	0	0.00	1	0	2		3	+1	5:44	6:22	6:57		19:03	23	0:49		
24	F	SAVITSKIY Kirill	0	2	2	0	1	0	1	100.00	2	0	3		5	+1	4:16	5:36	4:57		14:49	19	0:46		
27	F	LIKHOTNIKOV Artem	0	0	0	0	5	4	1	55.56	0	0	0		0	+1	4:52	6:15	5:32		16:39	22	0:45		
6	F	BUYALSKIY Andrey	0	1	1	0	0	0	0	0.00	0	0	1		1	+1	3:42	4:45	4:56		13:23	17	0:47		
19	F	GRENTS Dmitriy	1	0	1	0	6	3	3	66.67	2	0	2		4	+1	6:19	5:15	5:14		16:48	23	0:43		
21	F	KOLESNIKOV Vyacheslav	2	0	2	0	0	0	0	0.00	0	0	3		3	+2	5:50	3:28	5:13		14:31	23	0:37		
25	D	STEPANENKO Ivan	0	0	0	0	0	0	0	0.00	0	0	1		1	0	4:37	2:07	3:46		10:30	16	0:39		
26	D	MIKHAILOV Eduard	0	1	1	0	0	0	0	0.00	1	1	0		2	+1	4:34	3:46	3:47		12:07	17	0:42		
8	F	OSPANOV Ruslan	0	0	0	0	0	0	0	0.00	1	0	0		1	0	4:40	1:46	0:00		6:26	7	0:55		
9	D	BUTENKO Danil	0	0	0	0	0	0	0	0.00	1	0	0		1	+1	3:47	3:33	4:48		12:08	17	0:42		
15	D	KOROLYOV Artyom	0	0	0	2	0	0	0	0.00	1	2	0		3	+2	4:01	4:12	4:37		12:50	20	0:38		
16	F	BORISSEVICH Alexandr	0	1	1	2	3	4	-1	42.86	1	1	0		2	+1	4:58	4:30	4:05		13:33	19	0:42		
23	F	CHAPOROV Denis	0	1	1	0	1	6	-5	14.29	0	0	1		1	+1	4:24	3:30	3:49		11:43	17	0:41		
1	GK	AMIRBEKOV Jelal-Ad-Din	0	0	0	0					0	0	0		0										
20	GK	SHUTOV Andrey	0	0	0	0					0	0	0		0										
Total			6	11	17	8	21	24	-3	46.67	20	8	16		44										

Team : CHN (White)

Head Coach : PEARN Perry Douglas										Shots on Goal					Time on Ice								
No.	Pos.	Name	G	A	P	PIM	FO+	FO-	FO+/-	FO%	1	2	3	OT	TS	+/-	1	2	3	OT	TOT	SHF	AVG
11	D	ZHANG Pengfei	1	0	1	0	0	0	0	0.00	0	0	1		1	-1	7:55	5:14	6:41		19:50	27	0:44
16	D	ZHANG Jiaqi +C	0	0	0	0	0	0	0	0.00	0	1	0		1	-1	6:41	7:11	4:26		18:18	25	0:43
71	F	ZHENG Mingju	0	1	1	0	0	0	0	0.00	0	0	2		2	-2	4:41	4:04	5:58		14:43	19	0:46
91	F	WANG Jing	0	1	1	0	7	7	0	50.00	0	0	0		0	-2	5:25	5:27	6:12		17:04	20	0:51
92	F	HOU Yuyang	0	0	0	0	0	0	0	0.00	0	0	0		0	-2	6:16	3:53	6:34		16:43	21	0:47
17	F	GUO Jianing	0	0	0	0	0	0	0	0.00	0	0	0		0	-3	5:24	6:54	3:49		16:07	21	0:46
23	F	LI Zhihao	0	0	0	0	0	0	0	0.00	0	0	0		0	-2	4:37	5:08	6:20		16:05	19	0:50
41	D	HAN Yuhang +A	0	0	0	0	0	0	0	0.00	0	0	0		0	-3	7:54	8:33	7:17		23:44	28	0:50
56	F	ZHANG Zesen +A	0	0	0	0	1	4	-3	20.00	0	1	1		2	-1	5:48	6:58	4:45		17:31	21	0:50
88	F	YAN Juncheng	0	0	0	0	7	6	1	53.85	0	0	0		0	-3	4:27	6:30	3:48		14:45	21	0:42
6	D	CHEN Zimeng	0	0	0	2	0	0	0	0.00	0	0	0		0	-1	6:19	7:54	7:34		21:47	29	0:45
8	F	ZUO Tianyou	0	0	0	0	4	0	4	100.00	0	1	0		1	0	5:24	4:48	6:39		16:51	19	0:53
12	F	YU Jilong	0	0	0	0	0	0	0	0.00	0	0	0		0	0	4:33	4:40	5:55		15:08	16	0:56
73	D	FU Rao	0	0	0	0	0	0	0	0.00	0	0	0		0	-2	4:35	4:08	5:44		14:27	17	0:51
93	F	LI Mingshenhao	0	0	0	0	0	0	0	0.00	0	1	0		1	0	3:34	2:49	5:12		11:35	16	0:43
4	D	XU Lang	0	0	0	0	0	0	0	0.00	0	0	0		0	0	3:45	3:50	4:38		12:13	16	0:45
24	F	CHEN Kailin	0	0	0	0	5	4	1	55.56	0	0	1		1	-2	4:39	4:23	4:11		13:13	18	0:44
25	F	LIU Zihao	0	0	0	2	0	0	0	0.00	0	0	0		0	0	4:13	5:36	4:57		14:46	16	0:55
97	F	ZHUANG Xinyu	0	0	0	0	0	0	0	0.00	0	0	0		0	0	0:00	0:00	0:00		0:00	0	0:00
31	GK	CHEN Shifeng	0	0	0	0					0	0	0		0								
32	GK	SUN Zehao	0	0	0	0					0	0	0		0								
Total			1	2	3	4	24	21	3	53.33	0	4	5		9								



Group A

R	Team	GP	W	OTW	OTL	L	GDF	GF : GA	PTS
1	JPN	2	2	0	0	0	+22	23 : 1	6
2	KAZ	2	2	0	0	0	+17	18 : 1	6
3	KOR	2	1	1	0	0	+14	20 : 6	5
4	CHN	2	0	0	1	1	-6	6 : 12	1
5	THA	2	0	0	0	2	-19	1 : 20	0
6	TPE	2	0	0	0	2	-28	1 : 29	0

	CHN	JPN	KAZ	KOR	THA	TPE
CHN	*****	MON 10 FEB 20:00	1:6	5:6	FRI 07 FEB 12:30	SAT 08 FEB 20:00
JPN	MON 10 FEB 20:00	*****	SAT 08 FEB 12:00	FRI 07 FEB 12:30	8:1	15:0
KAZ	6:1	SAT 08 FEB 12:00	*****	MON 10 FEB 12:00	12:0	FRI 07 FEB 09:00
KOR	6:5	FRI 07 FEB 12:30	MON 10 FEB 12:00	*****	SAT 08 FEB 16:00	14:1
THA	FRI 07 FEB 12:30	1:8	0:12	SAT 08 FEB 16:00	*****	MON 10 FEB 16:00
TPE	SAT 08 FEB 20:00	0:15	FRI 07 FEB 09:00	1:14	MON 10 FEB 16:00	*****

Legend:

(G)	Goals in tournament	*	Does not count for Plus/minus	+/-	Plus/minus net	+A	Alternate Captain
+C	Captain	A	Assists	AVG	Average time on ice / shift	D	Defender
EQ	Equal strength	ET/Res	Penalty end time/Result of game	F	Forward	FO%	Face-offs won as percentage
FO+	Face-offs won	FO-	Face-offs lost	FO+/-	Face-offs net	G	Goals
GA	Goals against	GDF	Goal difference	GF	Goals for	GK	Goalkeeper
GP	Games played	L	Losses	MIP	Minutes in play (GK)	No.	Jersey number
OT	Overtime	OTL	Overtime losses	OTW	Overtime wins	P	Points
PIM	Penalties in minutes	Pos.	Position	PP1	Power play - 1 player	PP2	Power play - 2 players
PPG	Power play goals	PTS	Points	R	Rank	SHF	Number of shifts
SHG	Shorthanded goals	SOG	Shots on goal	SVS	Saves	TOT	Total
TTP	Time on power play	TS	Total shots	W	Wins		

Shot Chart

射门表

KAZ - CHN

Shots by CHN

Goals (o): 0 SSG (+): 0

SSP (<): 0 SPG (-): 2



GK 20 of KAZ




1st Period



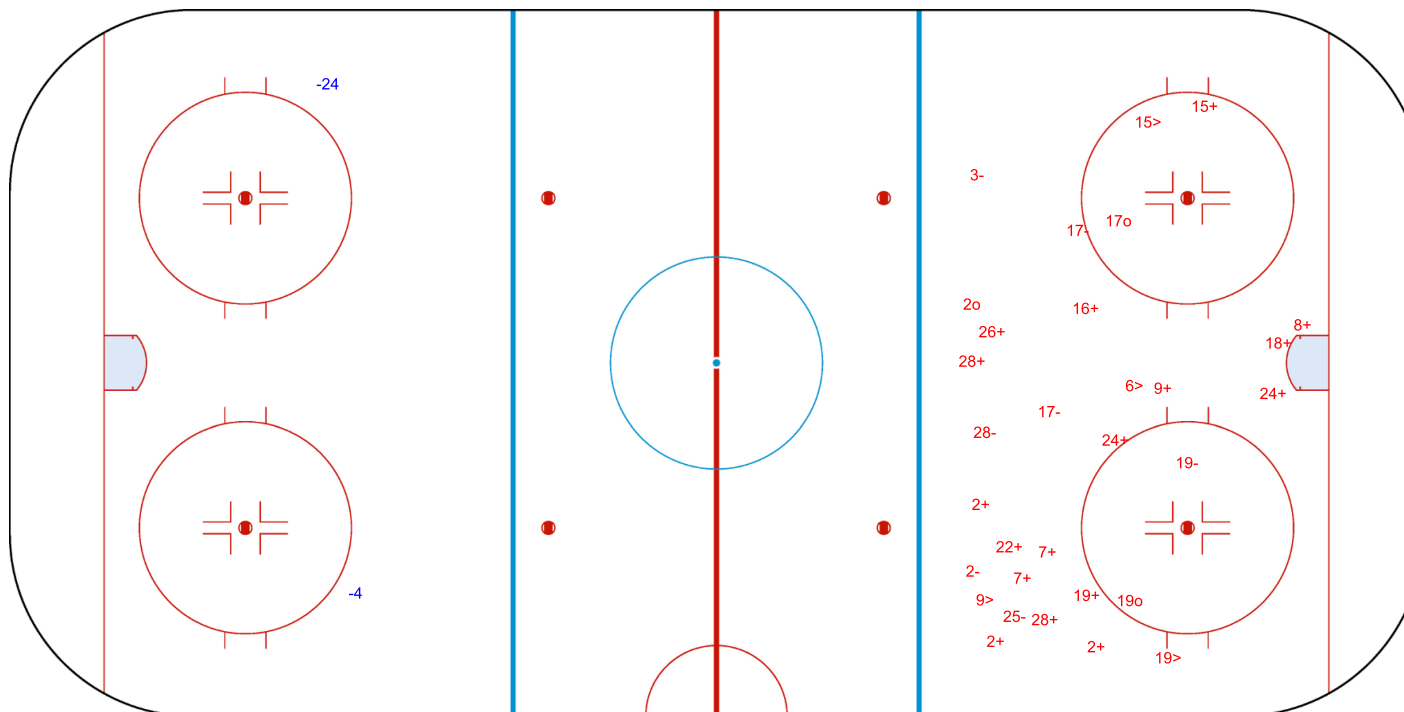
Shots by KAZ

Goals (o): 3 SSG (+): 17

SSP (>): 4 SPG (-): 7



GK 32 of CHN





Shots by KAZ

Goals (o): 1

SSG (+): 7

SSP (<): 10

SPG (-): 7

o18

GK 32 of CHN



2nd Period



Shots by CHN

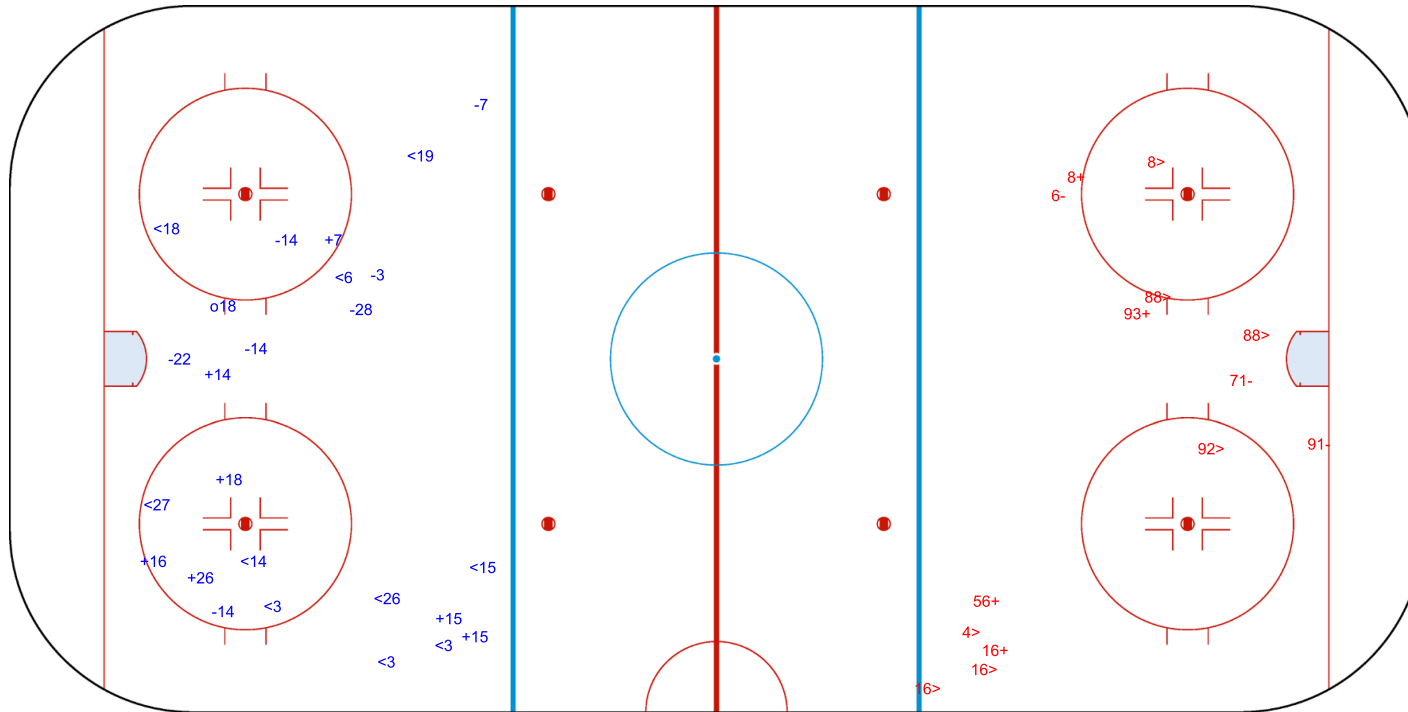
Goals (o): 0

SSG (+): 4

SSP (>): 7

SPG (-): 3

GK 20 of KAZ





Shots by CHN

Goals (o): 1

SSG (+): 4

SSP (<): 5

SPG (-): 4

o11

GK 20 of KAZ



3rd Period



Shots by KAZ

Goals (o): 2

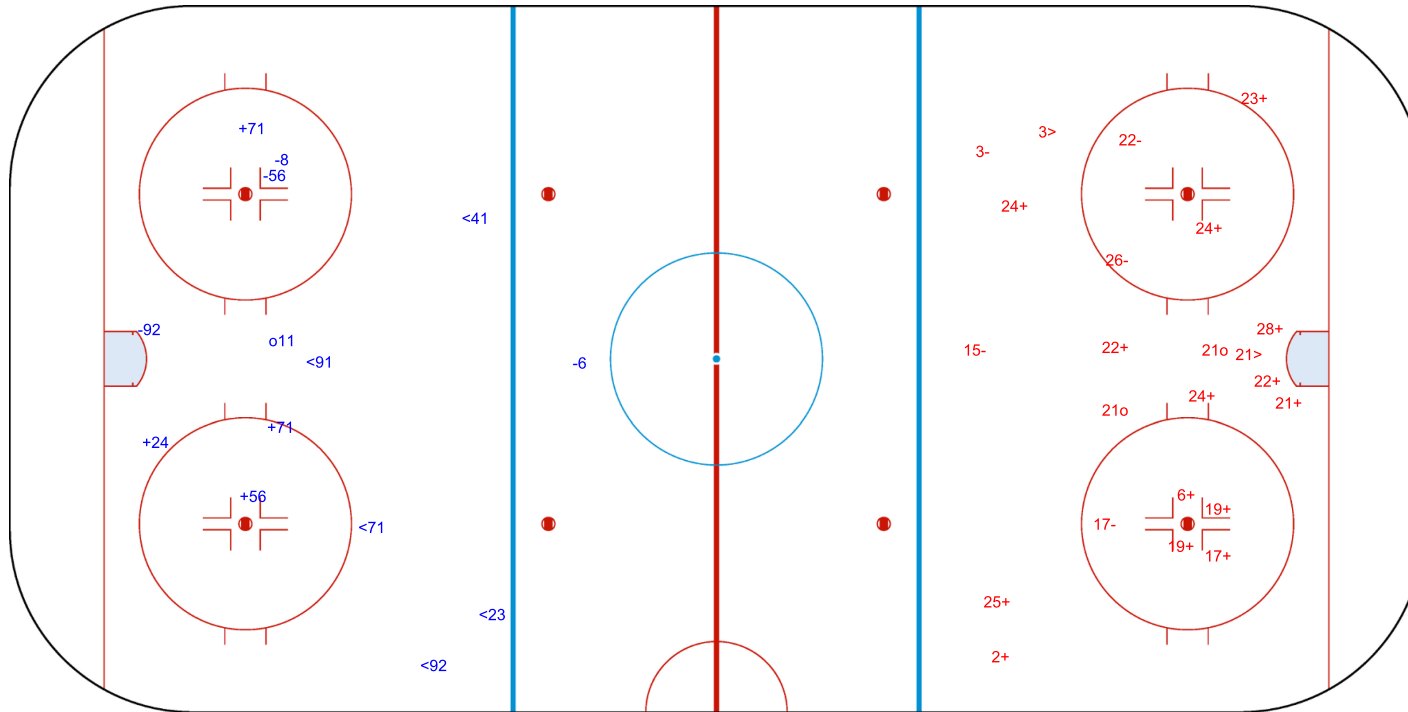
SSG (+): 14

SSP (>): 2

SPG (-): 5

o21

GK 32 of CHN



Legend:

GK

Goalkeeper

SPG

Shots past goal

SSG

Shots saved by goalkeeper

SSP

Shots saved by player

Timing & Results provided by BORNAN

Report Created WED 5 FEB 2025 21:59

BORNAN
SPORTS TECHNOLOGY

Face-off Chart

争球表

KAZ - CHN

1st PERIOD

Total wins / period	KAZ		CHN		KAZ		CHN		Total wins all zones		
	Def. zone	Att. zone	Neutral zone		Att. zone	Def. zone					
	+ 14	- 91	+ 14	- 91	+ 27	- 56					
			+ 19	- 24	+ 14	- 56					
			- 16	+ 8	- 23	+ 8					
			- 27	+ 88	+ 19	- 24					
					+ 14	- 91					
					- 27	+ 88					
					+ 16	- 24					
					- 23	+ 24					
				- 23	+ 24						
		- 19	+ 8								
1 / 100%		0 / 0%		5 / 50%		5 / 50%		8 / 53%		7 / 47%	

2nd PERIOD

Total wins / period	KAZ		CHN		KAZ		CHN		Total wins all zones	
	Def. zone	Att. zone	Neutral zone		Att. zone	Def. zone				
	- 27	+ 88	- 14	+ 91	- 14	+ 24				
	- 16	+ 91	+ 27	- 88	+ 19	- 88				
	- 19	+ 88	+ 27	- 91	- 19	+ 56				
	+ 24	- 88			+ 19	- 56				
					+ 23	- 24				
				- 23	+ 24					
	1 / 25%	3 / 75%	2 / 67%	1 / 33%	3 / 50%	3 / 50%	KAZ		CHN	
							6 / 46%	7 / 54%		

3rd PERIOD

Total wins / period	KAZ		CHN		KAZ		CHN		Total wins all zones	
	Def. zone	Att. zone	Neutral zone		Att. zone	Def. zone				
	- 14	+ 91	- 14	+ 91	+ 19	- 56				
	- 14	+ 91	+ 16	- 88	- 27	+ 8				
	- 16	+ 88	- 16	+ 91	- 23	+ 88				
	- 14	+ 91	+ 14	- 91	- 23	+ 88				
			+ 27	- 91	- 14	+ 24				
			+ 27	- 91	+ 16	- 88				
			+ 19	- 88						
		0 / 0%	4 / 100%	5 / 71%	2 / 29%	2 / 33%	4 / 67%	7 / 41%	10 / 59%	

TOTAL

Total wins / game	KAZ		CHN		KAZ		CHN		Total wins all zones	
	Def. zone	Att. zone	Neutral zone		Att. zone	Def. zone	Neutral zone		KAZ	CHN
	2 / 22%	7 / 78%	9 / 64%	5 / 36%	10 / 45%	12 / 55%	21 / 47%	24 / 53%		

HEAD TO HEAD

CHN											
No.	8	24	56	88	91	Tot.	wins KAZ	Dz	Nz	Az	
KAZ	14	0 - 2	1 - 0		4 - 5	12	5 42%	1 25%	2 50%	2 50%	
	16	0 - 1	1 - 0		2 - 1	7	3 43%	0 0%	1 33%	2 100%	
	19	0 - 1	2 - 0	2 - 1	2 - 1	9	6 67%	0 0%	2 100%	4 67%	
	23	0 - 1	1 - 3		0 - 2	7	1 14%			1 14%	
	24				1 - 0	1	1 100%	1 100%			
	27	0 - 1		1 - 0	1 - 3	9	5 56%	0 0%	4 80%	1 33%	
Tot.		4	9	5	13	14	45	21 47%	2 22%	9 64%	10 45%
wins CHN		4 100%	5 56%	1 20%	7 54%	7 50%	24 53%				
Dz		3 100%	5 63%	1 20%	3 60%	0 0%	12 55%				
Nz		1 100%	0 0%		1 25%	3 38%	5 36%				
Az					3 75%	4 80%	7 78%				

Legend:

Az Attacking zone Dz Defending zone No. Jersey number Nz Neutral zone Tot. Total face-offs played

Game Roster

比赛名单

TKM - MAC

Referee

LI Ho Ching (HKG)

Linespersons

CHI Hongda (CHN) , LIU Haotian (CHN)

Goalkeepers

Team: TKM

No.	Name	GP	MIP	GA	SVS	SOG	SVS%	GAA
1	GUVANJOV Tanryberdi	0	00:00	0	0	0	0.00	0.00
20	CHARYYEV Keremli	0	00:00	0	0	0	0.00	0.00

Team Roster

Team: TKM (Green)

No.	Pos.	Name	GP	G	A	PTS	PIM	+/-
1	GK	GUVANJOV Tanryberdi	0	0	0	0	0	
2	D	TANNYYEV Gurbanmyrat	0	0	0	0	0	0
3	F	DURDYEV Serdar	0	0	0	0	0	0
5	D	KAKAYEV Maksat	0	0	0	0	0	0
7	D	HYDYROV Dovlet	0	0	0	0	0	0
8	D	AGANIYAZOV Amangeldi	0	0	0	0	0	0
9	F	BAYMYRADOV Baymyrat	0	0	0	0	0	0
10	F	GELDIMYRADOV Arslan	0	0	0	0	0	0
11	F	NURYEV Arslan	0	0	0	0	0	0
13	F	GURBANOV Ahmet	0	0	0	0	0	0
14	D	KAKAJANOV Serdar	0	0	0	0	0	0
15	F	BAYJAYEV Dovrangeldi	0	0	0	0	0	0
16	F	ESENOV Ovezguly	0	0	0	0	0	0
17	F	DOVLETMYRADOV Begench	0	0	0	0	0	0
18	F	BAYHANOV Novruz	0	0	0	0	0	0
19	F	VAHOVSKIY Aleksandr	0	0	0	0	0	0
20	GK	CHARYYEV Keremli	0	0	0	0	0	
21	F	ORAZOV Nazar	0	0	0	0	0	0
22	D	KAKABAYEV Erkin	0	0	0	0	0	0
23	D	ANNASAPAROV Musa	0	0	0	0	0	0
25	D	MUHYEV Allan	0	0	0	0	0	0

Head Coach: VELIYEV Ilyas

Team: MAC

No.	Name	GP	MIP	GA	SVS	SOG	SVS%	GAA
26	LEUNG Manlong	1	60:00	26	85	111	76.58	26.00
61	HO Hou	1	00:00	0	0	0	0.00	0.00

Team: MAC (White)

No.	Pos.	Name	GP	G	A	PTS	PIM	+/-
3	F	SHINODA Katsuyoshi	1	0	0	0	0	-7
5	F	UN Kin fai	1	0	0	0	0	-1
6	F	GUAN Chentao	1	0	0	0	2	-7
11	F	SOU Edison Pak Hei	1	0	0	0	0	-6
12	D	LAO Chon Hou	1	0	0	0	0	0
14	D	CHON Ka Miu	1	0	0	0	0	-8
21	D	KONG Chong Man	1	0	0	0	0	-8
22	F	CHENG Chon Herminio	1	0	0	0	2	-8
25	F	LIN Zhi Hang	1	0	0	0	0	-10
26	GK	LEUNG Manlong	1	0	0	0	0	
37	D	HU Zhaoting Tse	1	0	0	0	0	-8
45	F	LAO Chi Chong	1	0	0	0	0	-1
61	GK	HO Hou	1	0	0	0	0	
69	F	YEUNG Ho Yin	1	0	0	0	0	-8
71	D	LEONG Chon Kong	1	0	0	0	0	-9
77	D	WONG Kitcheng	1	0	0	0	0	-9
82	F	LEI Pak In	1	0	0	0	0	-8
87	D	KU Hio Tong	1	0	0	0	2	-7
89	F	IEONG Weng Hei	1	0	0	0	0	0
97	F	LI Chon Hei	1	0	0	0	0	-8
98	F	HONG Argus lat Hei	1	1	0	1	0	-7

Head Coach: HO Chon Nin

Legend:

+/-	Plus/minus net	A	Assists	D	Defender	F	Forward
G	Goals	GA	Goals against	GAA	Goals against as average per 60 minutes	GK	Goalkeeper
GP	Games played	MIP	Minutes and seconds played	No.	Jersey number	PIM	Penalties in minutes
Pos.	Position	PTS	Points	SOG	Shots on goal	SVS	Saves
SVS%	Saves in percentage						

Line-Ups

阵容

TKM - MAC

Referee

LI Ho Ching (HKG)

Linespersons

CHI Hongda (CHN), LIU Haotian (CHN)

Goalkeepers

Team: TKM

No.	Name
1	GUVANJOV Tanryberdi
20	CHARYYEV Keremli

Team: MAC

No.	Name
26	LEUNG Manlong

Team Line-ups

Team: TKM (Green)

No.	Pos.	Name
2	D	TANNYYEV Gurbanmyrat
7	D	HYDYROV Dovlet
13	F	GURBANOV Ahmet +C
15	F	BAYJAYEV Dovrangeldi
19	F	VAHOVSKIY Aleksandr
22	D	KAKABAYEV Erkin
23	D	ANNASAPAROV Musa
10	F	GELDIMYRADOV Arslan
16	F	ESENOV Ovezguly
17	F	DOVLETMYRADOV Begench
8	D	AGANIYAZOV Amangeldi +A
14	D	KAKAJANOV Serdar
9	F	BAYMYRADOV Baymyrat +A
11	F	NURYYEV Arslan
18	F	BAYHANOV Novruz
5	D	KAKAYEV Maksat
25	D	MUHYEV Allan
3	F	DURDYEV Serdar
21	F	ORAZOV Nazar

Head Coach: VELIYEV Ilyas

Team: MAC (White)

No.	Pos.	Name
21	D	KONG Chong Man
77	D	WONG Kitcheng
25	F	LIN Zhi Hang
69	F	YEUNG Ho Yin
82	F	LEI Pak In
37	D	HU Zhaoting Tse
71	D	LEONG Chon Kong +C
3	F	SHINODA Katsuyoshi +A
11	F	SOU Edison Pak Hei +A
98	F	HONG Argus Iat Hei
12	D	LAO Chon Hou
14	D	CHON Ka Miu
6	F	GUAN Chentao
45	F	LAO Chi Chong
97	F	LI Chon Hei
5	F	UN Kinfa
89	F	IEONG Weng Hei

Head Coach: HO Chon Nin

NOT DRESSED:

22	F	CHENG Chon Herminio
61	GK	HO Hou
87	D	KU Hio Tong

Legend:

+A	Alternate Captain	+C	Captain	D	Defender	F	Forward
No.	Jersey number	Pos.	Position				

Team Macao submitted 1 Goalkeeper for Game 14 with the approval of the IHO Technical Delegate in accordance with the International Rulebook.

Timing & Results provided by BORNAN

Graphical Line-ups

阵容图

TKM - MAC

Referee

LI Ho Ching (HKG)

Linespersons

CHI Hongda (CHN), LIU Haotian (CHN)

Team: TKM - Turkmenistan (Green)

Head Coach: VELIYEV Ilyas

S1 20 CHARYYEV Keremli		
1 GUVANJOV Tanryberdi		
S4 13 GURBANOV Ahmet +C	S6 19 VAHOVSKIY Aleksandr	S5 15 BAYJAYEV Dovrangeldi
S3 7 HYDYROV Dovlet	S2 2 TANNYYEV Gurbanmyrat	
17 DOVLETMYRADOV Begench	16 ESENOV Ovezguly	10 GELDIMYRADOV Arslan
22 KAKABAYEV Erkin		23 ANNASAPAROV Musa
9 BAYMYRADOV Baymyrat +A	11 NURYEV Arslan	18 BAYHANOV Novruz
14 KAKAJANOV Serdar		8 AGANIYAZOV Amangeldi +A
3 DURDYEV Serdar	21 ORAZOV Nazar	
5 KAKAYEV Maksat		25 MUHYEV Allan

Team: MAC - Macao, China (White)

Head Coach: HO Chon Nin

S1 26 LEUNG Manlong		
S5 69 YEUNG Ho Yin	S6 77 WONG Kitcheng	S4 25 LIN Zhi Hang
S3 82 LEI Pak In	S2 21 KONG Chong Man	
3 SHINODA Katsuyoshi +A	11 SOU Edison Pak Hei +A	98 HONG Argus Iat Hei
71 LEONG Chon Kong +C		37 HU Zhaoting Tse
97 LI Chon Hei	6 GUAN Chentao	45 LAO Chi Chong
14 CHON Ka Miu		12 LAO Chon Hou
89 IEONG Weng Hei		5 UN Kin fai

Legend:

+A Alternate Captain +C Captain Sn Starting position

Team Macao submitted 1 Goalkeeper for Game 14 with the approval of the IHO Technical Delegate in accordance with the International Rulebook.

Timing & Results provided by BORNAN



WED 5 FEB 2025
Start Time 21:00
End Time 23:23

Preliminary round - Group C, Game 14
小组赛轮次 - C组, 比赛 14

Game Summary 比赛总结

TKM - MAC 26 - 0 (6 - 0 , 5 - 0 , 15 - 0)

Spectators	Referee	Linespersons
393	LI Ho Ching (HKG)	CHI Hongda (CHN) , LIU Haotian (CHN)

Team Statistics

Period	Score	SVS	SOG	PIM	TPP	PPG	SHG
1	6 : 0	0 : 22	28 : 0	4 : 0	00:00 : 04:00	0 : 0	1 : 0
2	5 : 0	1 : 29	34 : 1	4 : 4	00:08 : 02:00	1 : 0	0 : 0
3	15 : 0	3 : 24	39 : 3	4 : 4	02:50 : 02:15	1 : 0	1 : 0
Total	26 : 0	4 : 75	101 : 4	12 : 8	02:58 : 08:15	2 : 0	2 : 0

1st Period

Action	Time	ET/Res	Team	Type	No.	Name	(G)	Name of Assistant(s) / Action Description
GK	00:00		TKM		20	CHARYYEV Keremli	-	Goalkeeper in
GK	00:00		MAC		26	LEUNG Manlong	-	Goalkeeper in
Goal	00:28	1 : 0	TKM	EQ	15	BAYJAYEV D	(1)	2 TANNYYEV G On Ice TKM 20 2 7 13 15 19 13 GURBANOV Ahmet MAC 26 21 25 69 77 82
Goal	02:02	2 : 0	TKM	EQ	9	BAYMYRADOV B	(1)	14 KAKAJANOV Serdar On Ice TKM 20 8 9 11 14 18 8 AGANIYAZOV A MAC 26 6 12 14 45 97
Goal	04:16	3 : 0	TKM	EQ	11	NURYYEV Arslan	(1)	18 BAYHANOV Novruz On Ice TKM 20 8 9 11 14 18 9 BAYMYRADOV B MAC 26 6 37 45 71 97
Goal	05:29	4 : 0	TKM	EQ	13	GURBANOV Ahmet	(1)	19 VAHOVSKIY A On Ice TKM 20 2 7 13 15 19 7 HYDYROV Dovlet MAC 26 21 25 69 77 82
Penalty	05:52	07:52	TKM	2 min.	17	DOVLETMYRADOV B	-	Slashing
Goal	08:35	5 : 0	TKM	EQ	23	ANNASAPAROV Musa	(1)	16 ESENOV Ovezguly On Ice TKM 20 10 16 17 22 23 17 DOVLETMYRADOV B MAC 26 6 12 14 45 97
Penalty	13:21	15:21	TKM	2 min.	15	BAYJAYEV D	-	Slashing
Goal	13:32	6 : 0	TKM	SH1	17	DOVLETMYRADOV B	(1)	10 GELDIMYRADOV A On Ice TKM 20 10 17 22 23 22 KAKABAYEV Erkin MAC 26 6 12 14 45 97

2nd Period

Action	Time	ET/Res	Team	Type	No.	Name	(G)	Name of Assistant(s) / Action Description
Penalty	21:04	21:12	MAC	2 min.	37	HU Zhaoting Tse	-	Hooking
Goal	21:12	7 : 0	TKM	PP1	14	KAKAJANOV Serdar	(1)	9 BAYMYRADOV B On Ice TKM 20 8 9 11 14 18 18 BAYHANOV Novruz MAC 26 3 11 71 98 *
Goal	26:20	8 : 0	TKM	EQ	3	DURDYEV Serdar	(1)	10 GELDIMYRADOV A On Ice TKM 20 3 5 10 21 25 21 ORAZOV Nazar MAC 26 3 11 37 71 98
Penalty	30:03	32:03	TKM	2 min.	11	NURYYEV Arslan	-	Slashing
Goal	33:01	9 : 0	TKM	EQ	9	BAYMYRADOV B	(2)	18 BAYHANOV Novruz On Ice TKM 20 8 9 11 14 18 MAC 26 3 11 12 71 98
GK	33:01		TKM		1	GUVANJOV T	-	Goalkeeper in 20 CHARYYEV Keremli - Goalkeeper out
Goal	33:59	10 : 0	TKM	EQ	21	ORAZOV Nazar	(1)	3 DURDYEV Serdar On Ice TKM 1 3 5 17 21 25 5 KAKAYEV Maksat MAC 26 6 12 14 45 97
Goal	35:45	11 : 0	TKM	EQ	9	BAYMYRADOV B	(3)	11 NURYYEV Arslan On Ice TKM 1 8 9 11 14 18 8 AGANIYAZOV A MAC 26 6 12 14 45 97
Penalty	40:00	42:00	MAC	2 min.	21	KONG Chong Man	-	Roughing
Penalty	40:00	42:00	TKM	2 min.	11	NURYYEV Arslan	-	Roughing

3rd Period

Action	Time	ET/Res	Team	Type	No.	Name	(G)	Name of Assistant(s) / Action Description
Goal	41:13	12 : 0	TKM	EQ	2	TANNYYEV G	(1)	13 GURBANOV Ahmet On Ice TKM 1 2 7 13 15 19 15 BAYJAYEV D MAC 26 3 11 37 71 98
Goal	43:09	13 : 0	TKM	EQ	10	GELDIMYRADOV A	(1)	On Ice TKM 1 3 5 10 21 25 MAC 26 6 37 45 82 97
Goal	45:44	14 : 0	TKM	EQ	9	BAYMYRADOV B	(4)	11 NURYYEV Arslan On Ice TKM 1 8 9 11 14 18 8 AGANIYAZOV A MAC 26 3 11 37 71 98

Action	Time	ET/Res	Team	Type	No.	Name	(G)	Name of Assistant(s) / Action Description
Goal	46:03	15 : 0	TKM	EQ	18	BAYHANOV Novruz	(1)	8 AGANIYAZOV A On Ice TKM 1 8 9 11 14 18 MAC 26 6 12 14 45 97
Goal	47:43	16 : 0	TKM	EQ	13	GURBANOV Ahmet	(2)	19 VAHOVSKIY A On Ice TKM 1 2 7 13 15 19 2 TANNYYEV G MAC 26 6 12 14 45 97
Goal	48:22	17 : 0	TKM	EQ	17	DOVLETMYRADOV B	(2)	10 GELDIMYRADOV A On Ice TKM 1 10 16 17 22 23 23 ANNASAPAROV MAC 26 21 25 69 77 82 Musa
Penalty	49:21	51:21	MAC	2 min.	6	GUAN Chentao	- Tripping	
Penalty	50:37	52:11	MAC	2 min.	97	LI Chon Hei	- Slashing	
Goal	52:11	18 : 0	TKM	PP1	8	AGANIYAZOV A	(1)	18 BAYHANOV Novruz On Ice TKM 1 8 9 11 14 18 MAC 26 3 25 37 82 *
Goal	52:49	19 : 0	TKM	EQ	9	BAYMYRADOV B	(5)	14 KAKAJANOV Serdar On Ice TKM 1 8 9 11 14 18 18 BAYHANOV Novruz MAC 26 3 11 37 71 98
Goal	53:38	20 : 0	TKM	EQ	21	ORAZOV Nazar	(2)	On Ice TKM 1 3 5 17 21 25 MAC 26 12 21 45 69 97
Time-out	53:38		MAC					
Goal	54:14	21 : 0	TKM	EQ	15	BAYJAYEV D	(2)	2 TANNYYEV G On Ice TKM 1 2 7 13 15 19 19 VAHOVSKIY A MAC 26 21 25 69 77 82
Goal	54:53	22 : 0	TKM	EQ	17	DOVLETMYRADOV B	(3)	On Ice TKM 1 10 16 17 22 23 MAC 26 3 37 71 89 98
Goal	55:32	23 : 0	TKM	EQ	18	BAYHANOV Novruz	(2)	9 BAYMYRADOV B On Ice TKM 1 8 9 11 14 18 14 KAKAJANOV Serdar MAC 26 21 25 69 77 82
Goal	56:27	24 : 0	TKM	EQ	11	NURYEV Arslan	(2)	18 BAYHANOV Novruz On Ice TKM 1 5 8 9 11 18 5 KAKAYEV Maksat MAC 26 21 25 69 77 82
Penalty	56:47	58:47	TKM	2 min.	5	KAKAYEV Maksat	- Holding an opponent	
Goal	57:17	25 : 0	TKM	SH1 EA	8	AGANIYAZOV A	(2)	9 BAYMYRADOV B On Ice TKM 8 9 14 15 18 15 BAYJAYEV D MAC 26 3 11 37 71 98
Goal	58:55	26 : 0	TKM	EQ	17	DOVLETMYRADOV B	(4)	10 GELDIMYRADOV A On Ice TKM 1 5 10 17 22 23 MAC 26 3 37 71 89 98
Penalty	59:45	60:00	TKM	2 min.	9	BAYMYRADOV B	- Slashing	
GK	60:00		TKM					1 GUVANJOV T - Goalkeeper out
GK	60:00		MAC					26 LEUNG Manlong - Goalkeeper out

Goalkeeper Records

Team : TKM - Turkmenistan

No.	Name	SOG	SVS	MIP
20	CHARYYEV Keremli	0	0	33:01
1	GUVANJOV Tanryberdi	4	4	26:59

Team : MAC - Macao, China

No.	Name	SOG	SVS	MIP
26	LEUNG Manlong	101	75	60:00

Game Statistics

Team : TKM (Green)

Head Coach : VELIYEV Ilyas											Shots on Goal						Time on Ice							
No.	Pos.	Name	G	A	P	PIM	FO+	FO-	FO+/-	FO%	1	2	3	OT	TS	+/-	1	2	3	OT	TOT	SHF	AVG	
2	D	TANNYYEV Gurbanmyrat	1	3	4	0	0	0	0	0.00	2	4	3		9	+5	6:05	6:10	7:05		19:20	19	1:01	
7	D	HYDYROV Dovlet	0	1	1	0	0	0	0	0.00	1	1	1		3	+5	7:29	5:40	6:47		19:56	20	0:59	
13	F	GURBANOV Ahmet +C	2	2	4	0	0	0	0	0.00	2	1	1		4	+5	5:33	5:30	6:29		17:32	17	1:01	
15	F	BAYJAYEV Dovrangeldi	2	2	4	2	0	0	0	0.00	2	0	2		4	+6	7:33	6:06	7:06		20:45	20	1:02	
19	F	VAHOVSKIY Aleksandr	0	3	3	0	18	5	13	78.26	1	2	0		3	+5	7:20	6:26	7:00		20:46	20	1:02	
10	F	GELDIMYRADOV Arslan	1	4	5	0	2	1	1	66.67	2	4	3		9	+7	6:26	5:33	6:02		18:01	21	0:51	
16	F	ESENOV Ovezguly	0	1	1	0	7	7	0	50.00	0	1	2		3	+3	5:27	5:24	5:28		16:19	19	0:51	
17	F	DOVLETMYRADOV Begench	4	1	5	2	1	1	0	50.00	4	4	5		13	+7	6:35	5:47	5:53		18:15	20	0:54	
22	D	KAKABAYEV Erkin	0	1	1	0	0	0	0	0.00	1	0	0		1	+5	6:47	5:54	5:19		18:00	18	1:00	
23	D	ANNASAPAROV Musa	1	1	2	0	0	0	0	0.00	2	0	0		2	+5	6:12	5:22	5:04		16:38	19	0:52	
8	D	AGANIYAZOV Amangeldi +A	2	4	6	0	0	0	0	0.00	4	1	3		8	+10	7:54	5:55	5:51		19:40	20	0:59	
9	F	BAYMYRADOV Baymyrat +A	5	4	9	2	2	0	2	100.00	3	6	6		15	+10	6:00	6:03	5:39		17:42	20	0:53	
11	F	NURYEV Arslan	2	2	4	4	14	8	6	63.64	2	2	2		6	+9	4:15	5:44	4:30		14:29	16	0:54	
14	D	KAKAJANOV Serdar	1	3	4	0	0	0	0	0.00	0	1	2		3	+9	5:33	4:30	5:10		15:13	19	0:48	
18	F	BAYHANOV Novruz	2	6	8	0	0	0	0	0.00	2	0	5		7	+10	6:01	5:23	5:32		16:56	19	0:53	



WED 5 FEB 2025
Start Time 21:00
End Time 23:23

Preliminary round - Group C, Game 14
小组赛轮次 - C组, 比赛 14

Head Coach : VELIYEV Ilyas										Shots on Goal					Time on Ice								
No.	Pos.	Name	G	A	P	PIM	FO+	FO-	FO+/-	FO%	1	2	3	OT	TS	+/-	1	2	3	OT	TOT	SHF	AVG
3	F	DURDYEV Serdar	1	1	2	0	0	0	0	0.00	0	3	1		4	+4	0:50	3:02	2:08		6:00	9	0:40
5	D	KAKAYEV Maksat	0	2	2	2	0	0	0	0.00	0	2	1		3	+6	0:00	3:02	3:19		6:21	10	0:38
21	F	ORAZOV Nazar	2	1	3	0	6	6	0	50.00	0	2	2		4	+4	0:00	3:58	2:08		6:06	8	0:45
25	D	MUHYEV Allan	0	0	0	0	0	0	0	0.00	0	0	0		0	+4	0:00	2:31	2:08		4:39	8	0:34
1	GK	GUVANJOV Tanryberdi	0	0	0	0					0	0	0		0								
20	GK	CHARYEV Keremli	0	0	0	0					0	0	0		0								
Total			26	42	68	12	50	28	22	64.10	28	34	39		101								

Team : MAC (White)

Head Coach : HO Chon Nin										Shots on Goal						Time on Ice							
No.	Pos.	Name	G	A	P	PIM	FO+	FO-	FO+/-	FO%	1	2	3	OT	TS	+/-	1	2	3	OT	TOT	SHF	AVG
21	D	KONG Chong Man	0	0	0	2	0	0	0	0.00	0	0	1		1	-7	6:58	6:54	7:36		21:28	22	0:58
25	F	LIN Zhi Hang	0	0	0	0	0	1	-1	0.00	0	0	1		1	-6	8:36	8:06	8:13		24:55	24	1:02
69	F	YEUNG Ho Yin	0	0	0	0	12	16	-4	42.86	0	0	0		0	-7	8:47	8:01	6:49		23:37	23	1:01
77	D	WONG Kitcheng	0	0	0	0	0	0	0	0.00	0	0	1		1	-6	8:36	8:10	8:53		25:39	24	1:04
82	F	LEI Pak In	0	0	0	0	0	0	0	0.00	0	0	0		0	-7	6:46	7:35	8:47		23:08	23	1:00
3	F	SHINODA Katsuyoshi +A	0	0	0	0	0	1	-1	0.00	0	0	0		0	-8	7:39	5:54	6:00		19:33	22	0:53
11	F	SOU Edison Pak Hei +A	0	0	0	0	5	18	-13	21.74	0	0	0		0	-6	6:06	5:56	5:39		17:41	21	0:50
37	D	HU Zhaoxing Tse	0	0	0	2	0	0	0	0.00	0	0	0		0	-9	8:43	5:48	6:43		21:14	23	0:55
71	D	LEONG Chon Kong +C	0	0	0	0	0	0	0	0.00	0	0	0		0	-9	8:09	5:39	6:31		20:19	23	0:53
98	F	HONG Argus lat Hei	0	0	0	0	1	0	1	100.00	0	0	0		0	-8	8:12	5:45	5:27		19:24	22	0:52
6	F	GUAN Chentao	0	0	0	2	9	12	-3	42.86	0	0	0		0	-9	3:50	5:23	3:24		12:37	19	0:39
12	D	LAO Chon Hou	0	0	0	0	0	0	0	0.00	0	0	0		0	-9	4:22	7:10	3:27		14:59	18	0:49
14	D	CHON Ka Miu	0	0	0	0	0	0	0	0.00	0	1	0		1	-7	5:02	6:46	4:33		16:21	19	0:51
45	F	LAO Chi Chong	0	0	0	0	0	2	-2	0.00	0	0	0		0	-10	3:23	6:01	4:06		13:30	19	0:42
97	F	LI Chon Hei	0	0	0	2	0	0	0	0.00	0	0	0		0	-10	3:23	6:02	4:18		13:43	19	0:43
5	F	UN Kin fai	0	0	0	0	0	0	0	0.00	0	0	0		0	0	1:28	0:00	0:00		1:28	2	0:44
89	F	IEONG Weng Hei	0	0	0	0	1	0	1	100.00	0	0	0		0	-2	0:00	0:42	0:13		0:55	3	0:18
26	GK	LEUNG Manlong	0	0	0	0					0	0	0		0								
Total			0	0	0	8	28	50	-22	35.90	0	1	3		4								

Group C

R	Team	GP	W	OTW	OTL	L	GDF	GF:GA	PTS
1	HKG	2	2	0	0	0	+55	56 : 1	6
2	TKM	1	1	0	0	0	+26	26 : 0	3
3	IND	1	0	0	0	1	-30	0 : 30	0
4	MAC	2	0	0	0	2	-51	1 : 52	0

	HKG	IND	MAC	TKM
HKG	*****	30:0	26:1	SUN 09 FEB 09:00
IND	0:30	*****	SUN 09 FEB 13:00	THU 06 FEB 20:30
MAC	1:26	SUN 09 FEB 13:00	*****	0:26
TKM	SUN 09 FEB 09:00	THU 06 FEB 20:30	26:0	*****

Legend:							
(G)	Goals in tournament	*	Does not count for Plus/minus	+/-	Plus/minus net	+A	Alternate Captain
+C	Captain	A	Assists	AVG	Average time on ice / shift	D	Defender
EA	Extra attacker	EQ	Equal strength	ET/Res	Penalty end time/Result of game	F	Forward
FO%	Face-offs won as percentage	FO+	Face-offs won	FO-	Face-offs lost	FO+/-	Face-offs net
G	Goals	GA	Goals against	GDF	Goal difference	GF	Goals for
GK	Goalkeeper	GP	Games played	L	Losses	MIP	Minutes in play (GK)
No.	Jersey number	OT	Overtime	OTL	Overtime losses	OTW	Overtime wins
P	Points	PIM	Penalties in minutes	Pos.	Position	PP1	Power play - 1 player
PPG	Power play goals	PTS	Points	R	Rank	SH1	Shorthanded - 1 player
SHF	Number of shifts	SHG	Shorthanded goals	SOG	Shots on goal	SVS	Saves
TOT	Total	TTP	Time on power play	TS	Total shots	W	Wins

Team Macao submitted 1 Goalkeeper for Game 14 with the approval of the IHO Technical Delegate in accordance with the International Rulebook.

Timing & Results provided by BORNAN




Shot Chart

射门表

TKM - MAC

Shots by TKM

Goals (o): 6 SSG (+): 22
SSP (<): 17 SPG (-): 12



GK 26 of MAC




1st Period

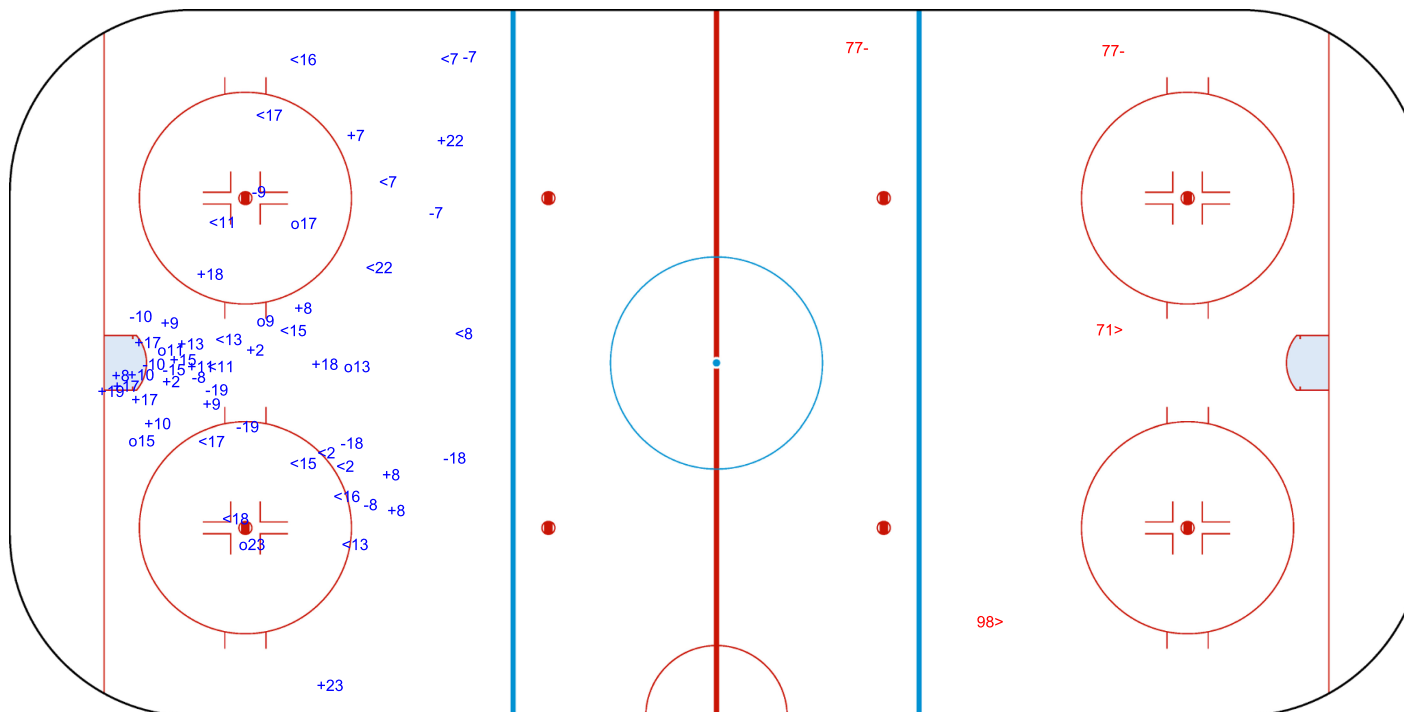


Shots by MAC

Goals (o): 0 SSG (+): 0
SSP (>): 2 SPG (-): 2



GK 20 of TKM





Shots by MAC

Goals (o): 0


SSG (+): 1

SSP (<): 2

SPG (-): 2



GK 1 of TKM



GK 20 of TKM



2nd Period




Shots by TKM

Goals (o): 5

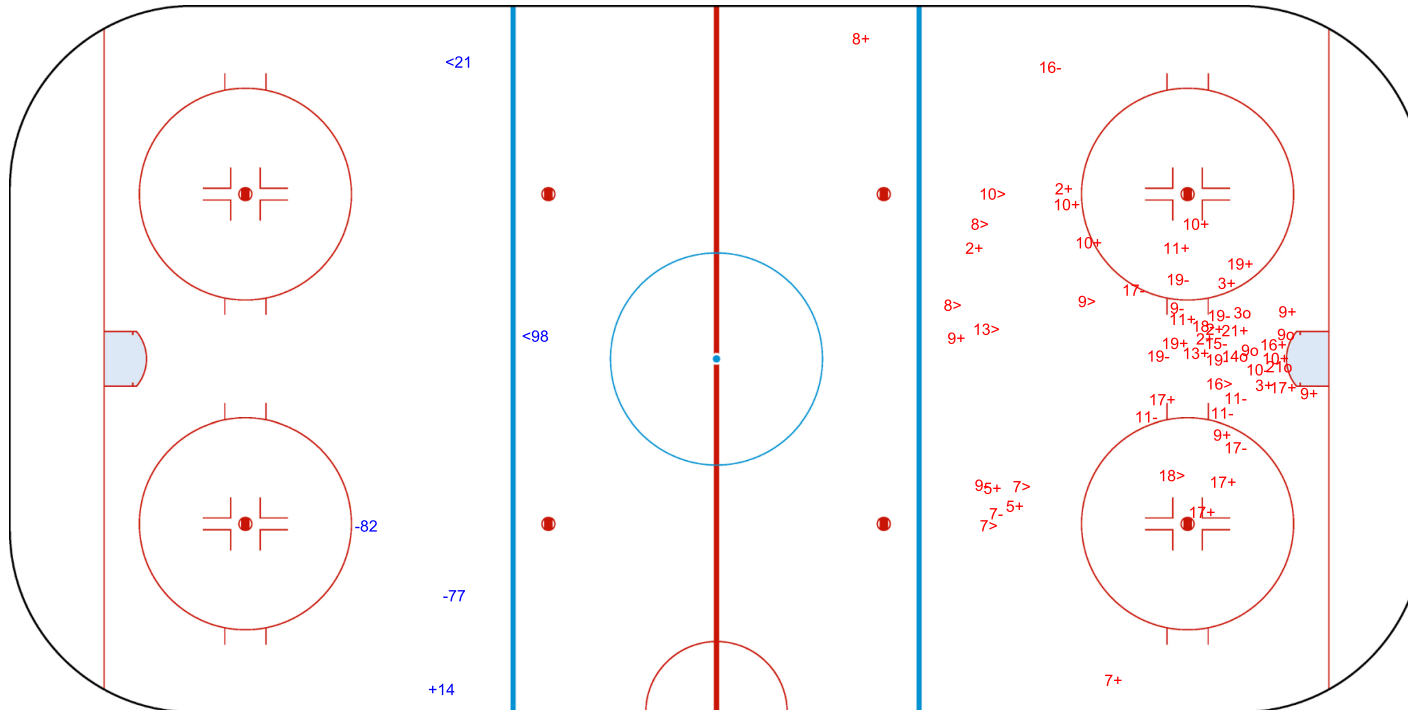
SSG (+): 29

SSP (>): 9

SPG (-): 16

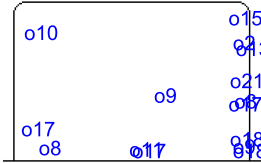


GK 26 of MAC





Shots by TKM
Goals (o): 15
SSP (<): 5
SSG (+): 24
SPG (-): 10



GK 26 of MAC



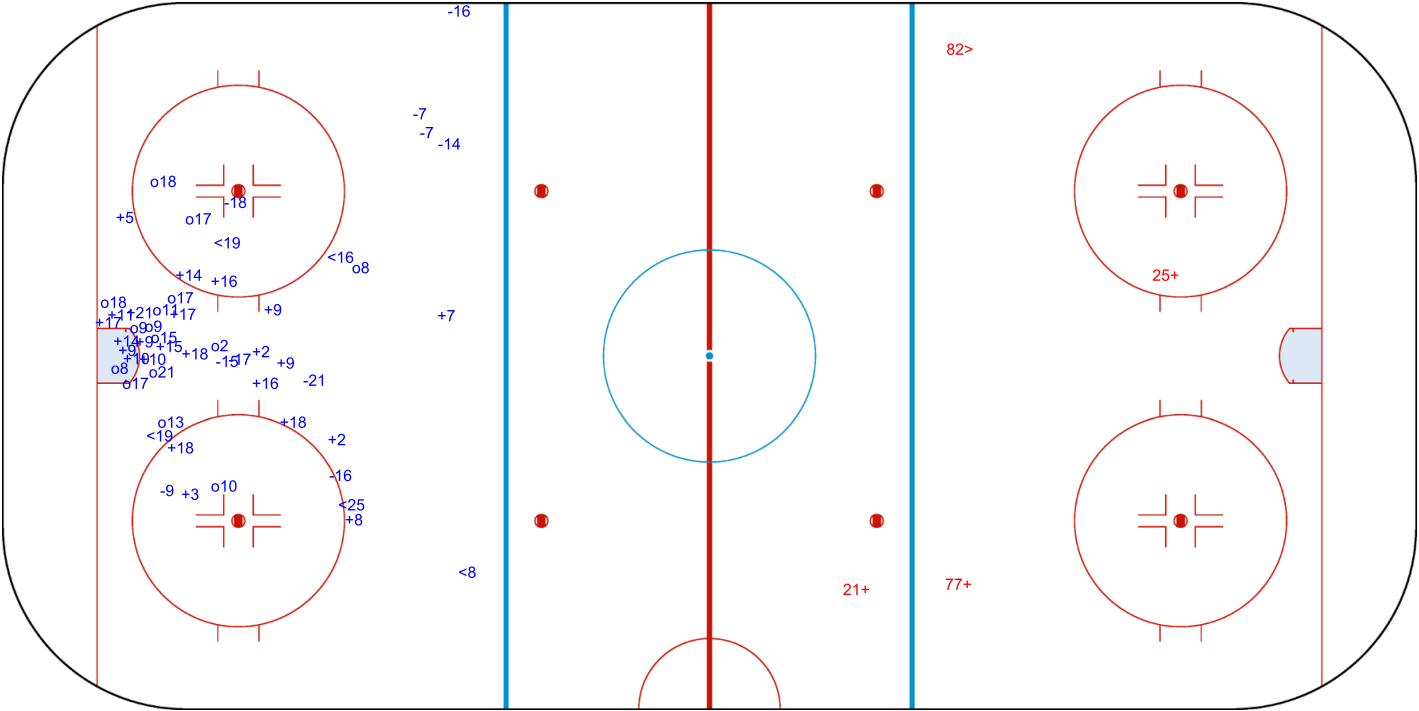
3rd Period



Shots by MAC
Goals (o): 0
SSP (>): 1
SSG (+): 3
SPG (-): 0



GK 1 of TKM



Legend:							
GK	Goalkeeper	SPG	Shots past goal	SSG	Shots saved by goalkeeper	SSP	Shots saved by player

Face-off Chart

争球表

TKM - MAC

1st PERIOD

Total wins / period	TKM	MAC	TKM	MAC	TKM	MAC	Total wins all zones
	Def. zone	Att. zone	Neutral zone		Att. zone	Def. zone	
	+ 9	- 11	+ 19	- 69	- 19	+ 69	
	+ 17	- 6	- 16	+ 11	- 16	+ 6	
			- 11	+ 6	+ 16	- 6	
			- 19	+ 69	+ 19	- 69	
			+ 11	- 6	- 16	+ 11	
			- 16	+ 98	+ 16	- 69	
			+ 11	- 11	+ 11	- 6	
			+ 10	- 11	+ 19	- 69	
				+ 19	- 69		
				+ 19	- 69		
	</						

2nd PERIOD

Total wins / period	TKM	MAC	TKM	MAC	TKM	MAC	Total wins all zones	
	Def. zone	Att. zone	Neutral zone		Att. zone	Def. zone		
	- 17	+ 69	+ 19	- 69	+ 16	- 11		
			+ 11	- 6	+ 11	- 11		
			+ 21	- 6	+ 19	- 11		
			- 21	+ 11	+ 16	- 6		
			+ 19	- 6	+ 11	- 69		
			+ 21	- 6	+ 11	- 69		
			+ 19	- 69	+ 21	- 11		
			+ 21	- 69	- 19	+ 69		
				+ 16	- 11			
				+ 11	- 45			
				+ 19	- 11			
				- 11	+ 6			
				- 11	+ 6			
				- 11	+ 6			
				+ 19	- 11			
				+ 16	- 6			
				- 11	+ 69			
	0 / 0%	1 / 100%	7 / 88%	1 / 12%	12 / 71%	5 / 29%	TKM	MAC
							19 / 73%	7 / 27%

3rd PERIOD

Total wins / period	TKM	MAC	TKM	MAC	TKM	MAC	Total wins	
	Def. zone	Att. zone	Neutral zone		Att. zone	Def. zone	all zones	
	+ 10	- 11	- 16	+ 69	+ 19	- 11	TKM	MAC
	+ 9	- 11	+ 19	- 11	- 21	+ 6	18 / 56%	14 / 44%
	- 11	+ 69	- 19	+ 69	+ 19	- 11		
			+ 11	- 6	+ 19	- 6		
			- 21	+ 69	+ 16	- 45		
			+ 21	- 69	+ 19	- 11		
			- 21	+ 11	- 21	+ 6		
			- 16	+ 69	+ 11	- 69		

WED 5 FEB 2025
Start Time 21:00

Preliminary round - Group C, Game 14
小组赛轮次 - C 组, 比赛 14

		- 11	+ 11	+ 11	- 69
		+ 11	- 25	+ 11	- 69
		+ 11	- 11		
		- 21	+ 6		
		+ 19	- 69		
		+ 19	- 3		
		- 16	+ 6		
		- 11	+ 69		
		+ 21	- 11		
		- 19	+ 69		
		- 10	+ 89		
2 / 67%	1 / 33%	8 / 42%	11 / 58%	8 / 80%	2 / 20%

TOTAL

Total wins / game	TKM	MAC	TKM	MAC	TKM	MAC	Total wins	
	Def. zone	Att. zone	Neutral zone		Att. zone	Def. zone	all zones	
							TKM	MAC
	4 / 67%	2 / 33%	19 / 54%	16 / 46%	27 / 73%	10 / 27%	50 / 64%	28 / 36%

Total wins / game

HEAD TO HEAD

MAC														
No.	3	6	11	25	45	69	89	98	Tot.	wins TKM	Dz	Nz	Az	
TKM	9		2 - 0						2	2 100%	2 100%			
	10		2 - 0				0 - 1		3	2 67%	1 100%	1 50%		
	11		4 - 4	3 - 1	1 - 0	1 - 0	5 - 3		22	14 64%	0 0%	6 67%	8 67%	
	16		3 - 2	2 - 2		1 - 0	1 - 2	0 - 1	14	7 50%		0 0%	7 78%	
	17		1 - 0				0 - 1		2	1 50%	1 50%			
	19	1 - 0	2 - 0	7 - 0			8 - 5		23	18 78%		7 70%	11 85%	
	21		2 - 3	2 - 2			2 - 1		12	6 50%		5 56%	1 33%	
Tot.		1	21	23	1	2	28	1	1	78	50 64%	4 67%	19 54%	27 73%
wins MAC		0 0%	9 43%	5 22%	0 0%	0 0%	12 43%	1 100%	1 100%	28 36%				
Dz			6 55%	1 9%		0 0%	3 23%			10 27%				
Nz		0 0%	3 33%	4 44%	0 0%		7 54%	1 100%	1 100%	16 46%				
Az			0 0%	0 0%			2 100%			2 33%				

Legend:

Az Attacking zone Dz Defending zone No. Jersey number Nz Neutral zone Tot. Total face-offs played

Timing & Results provided by BORNAN

Game Roster

比赛名单

KAZ - TPE

Referees

CHAE Young Jin (KOR) , WANG Gongbo (CHN)

Linespersons

GAO Yinfeng (CHN) , LIU Haotian (CHN)

Goalkeepers

Team: KAZ

No.	Name	GP	MIP	GA	SVS	SOG	SVS%	GAA
1	AMIRBEKOV Jelal-Ad-Din	1	00:00	0	0	0	0.00	0.00
20	SHUTOV Andrey	2	120:00	1	12	13	92.31	0.50
30	PAVLENKO Maxim	1	00:00	0	0	0	0.00	0.00

Team Roster

Team: KAZ (Blue)

No.	Pos.	Name	GP	G	A	PTS	PIM	+/-
1	GK	AMIRBEKOV Jelal-Ad-Din	1	0	0	0	0	
2	D	BREUS Dmitriy	2	1	2	3	0	+4
3	D	GAITAMIROV Tamirlan	2	1	0	1	4	+4
6	F	BUYALSKIY Andrey	2	1	3	4	0	+5
7	D	DANIYAR Samat	2	0	5	5	0	+5
8	F	OSPANOV Ruslan	2	1	0	1	0	+1
9	D	BUTENKO Danil	2	0	0	0	0	+2
14	F	OMIRBEKOV Alikhan	2	1	2	3	0	+6
15	D	KOROLYOV Artyom	2	0	1	1	2	+3
16	F	BORISSEVICH Alexandr	2	0	1	1	2	+2
17	F	STARHENKO Roman	2	2	2	4	0	+6
18	F	RYMAREV Yevgeniy	2	2	2	4	0	+6
19	F	GRENTS Dmitriy	2	1	0	1	0	+2
20	GK	SHUTOV Andrey	2	0	0	0	0	
21	F	KOLESNIKOV Vyacheslav	2	3	1	4	0	+6
22	F	PANYUKOV Kirill	2	0	3	3	0	+2
23	F	CHAPOROV Denis	2	0	1	1	2	+2
24	F	SAVITSKIY Kirill	2	0	3	3	0	+3
25	D	STEPANENKO Ivan	2	1	2	3	0	+4
26	D	MIKHAILOV Eduard	2	0	1	1	0	+5
27	F	LIKHOTNIKOV Artem	2	2	3	5	0	+6
28	D	BEKETAYEV Adil	2	2	2	4	0	+5
30	GK	PAVLENKO Maxim	1	0	0	0	0	

Head Coach: BOLYAKIN Oleg

Team: TPE

No.	Name	GP	MIP	GA	SVS	SOG	SVS%	GAA
1	LEE Yi-Cheng	2	120:00	29	97	126	76.98	14.50
2	CHEN Tai-Yu	2	00:00	0	0	0	0.00	0.00

Team: TPE (White)

No.	Pos.	Name	GP	G	A	PTS	PIM	+/-
1	GK	LEE Yi-Cheng	2	0	0	0	0	
2	GK	CHEN Tai-Yu	2	0	0	0	0	
4	D	SANG Chuo-En	1	0	0	0	0	-2
9	F	CHEN Chiung-Yuan	2	0	0	0	0	-8
11	F	LIN Yi-Kuan	2	0	0	0	0	-9
17	D	CHANG Han-Yuan	2	0	0	0	2	-10
18	F	SHIH Chen-Yun	2	0	0	0	2	-3
19	F	LIN Hung-Ju	2	0	0	0	0	-10
21	D	LIN Ching	2	0	0	0	0	-9
22	D	LI Zheng-Wei	2	0	0	0	0	-8
28	F	LIN Yo-Chen	2	0	0	0	0	-6
41	F	LIN Jui-Yu	2	0	0	0	2	-9
55	D	PAN Yi-Cheng	2	0	0	0	0	-9
61	F	YANG Chang-Hsing	2	0	0	0	0	-8
63	F	WANG Po-Hsiang	2	0	0	0	0	-6
65	D	WANG Yung-Hsuan	2	0	0	0	8	-8
82	D	PENG Mo	2	1	0	1	2	-8
86	F	CHEN Kuan-Ting	2	0	0	0	0	-3
95	F	WEN Pei-An	2	0	1	1	0	-8
97	F	YU Sung-Yin	2	0	0	0	0	-6

Head Coach: WENG To

Legend:

+/-	Plus/minus net	A	Assists	D	Defender	F	Forward
G	Goals	GA	Goals against	GAA	Goals against as average per 60 minutes	GK	Goalkeeper
GP	Games played	MIP	Minutes and seconds played	No.	Jersey number	PIM	Penalties in minutes
Pos.	Position	PTS	Points	SOG	Shots on goal	SVS	Saves
SVS%	Saves in percentage						

Line-Ups

阵容

KAZ - TPE

Referees

CHAE Young Jin (KOR), WANG Gongbo (CHN)

Linespersons

GAO Yinfeng (CHN), LIU Haotian (CHN)

Goalkeepers

Team: KAZ

No.	Name
1	AMIRBEKOV Jelal-Ad-Din
30	PAVLENKO Maxim

Team: TPE

No.	Name
1	LEE Yi-Cheng
2	CHEN Tai-Yu

Team Line-ups

Team: KAZ (Blue)

No.	Pos.	Name
7	D	DANIYAR Samat
28	D	BEKETAYEV Adil +A
14	F	OMIRBEKOV Alikhan
17	F	STARCHENKO Roman +C
18	F	RYMAREV Yevgeniy +A
2	D	BREUS Dmitriy
3	D	GAITAMIROV Tamirlan
22	F	PANYUKOV Kirill
24	F	SAVITSKIY Kirill
27	F	LIKHOTNIKOV Artem
25	D	STEPANENKO Ivan
26	D	MIKHAILOV Eduard
6	F	BUYALSKIY Andrey
19	F	GRENTS Dmitriy
21	F	KOLESNIKOV Vyacheslav
9	D	BUTENKO Danil
15	D	KOROLYOV Artyom
8	F	OSPA NOV Ruslan
16	F	BORISSEVICH Alexandr
23	F	CHAPOROV Denis

Head Coach: BOLYAKIN Oleg

Team: TPE (White)

No.	Pos.	Name
17	D	CHANG Han-Yuan
22	D	LI Zheng-Wei
11	F	LIN Yi-Kuan
19	F	LIN Hung-Ju +C
41	F	LIN Jui-Yu
55	D	PAN Yi-Cheng
82	D	PENG Mo +A
28	F	LIN Yo-Chen
61	F	YANG Chang-Hsing +A
95	F	WEN Pei-An
21	D	LIN Ching
65	D	WANG Yung-Hsuan
9	F	CHEN Chiung-Yuan
18	F	SHIH Chen-Yun
86	F	CHEN Kuan-Ting
4	D	SANG Chuo-En
63	F	WANG Po-Hsiang
97	F	YU Sung-Yin

Head Coach: WENG To

NOT DRESSED:

20 GK SHUTOV Andrey

Legend:

+A	Alternate Captain	+C	Captain	D	Defender	F	Forward
No.	Jersey number	Pos.	Position				

Graphical Line-ups 阵容图

KAZ - TPE

Referees

CHAE Young Jin (KOR) , WANG Gongbo (CHN)

Linespersons

GAO Yinfeng (CHN) , LIU Haotian (CHN)

Team: KAZ - Kazakhstan (Blue)

Head Coach: BOLYAKIN Oleg

S1 1 AMIRBEKOV Jelal-Ad-Din		
30 PAVLENKO Maxim		
S5 17 STARCHENKO Roman +C	S4 14 OMIRBEKOV Alikhan	S6 18 RYMAREV Yevgeniy +A
S2 7 DANIYAR Samat	S3 28 BEKETAYEV Adil +A	
24 SAVITSKIY Kirill	27 LIKHOTNIKOV Artem	22 PANYUKOV Kirill
2 BREUS Dmitriy	3 GAITAMIROV Tamirlan	
21 KOLESNIKOV Vyacheslav	19 GRENTS Dmitriy	6 BUYALSKIY Andrey
25 STEPANENKO Ivan	26 MIKHAILOV Eduard	
23 CHAPOROV Denis	16 BORISSEVICH Alexandr	8 OSPANOV Ruslan
15 KOROLYOV Artyom	9 BUTENKO Danil	

Team: TPE - Chinese Taipei (White)

Head Coach: WENG To

S1 2 CHEN Tai-Yu		
1 LEE Yi-Cheng		
S5 19 LIN Hung-Ju +C	S4 11 LIN Yi-Kuan	S6 41 LIN Jui-Yu
S2 17 CHANG Han-Yuan	S3 22 LI Zheng-Wei	
28 LIN Yo-Chen	61 YANG Chang-Hsing +A	95 WEN Pei-An
82 PENG Mo +A	55 PAN Yi-Cheng	
86 CHEN Kuan-Ting	9 CHEN Chiung-Yuan	18 SHIH Chen-Yun
21 LIN Ching	65 WANG Yung-Hsuan	
63 WANG Po-Hsiang	97 YU Sung-Yin	
4 SANG Chuo-En		

Legend:

+A Alternate Captain +C Captain Sn Starting position

Timing & Results provided by BORNAN



Game Summary
比赛总结

KAZ - TPE 17 - 0 (5 - 0 , 5 - 0 , 7 - 0)

Spectators	Referees	Linespersons
1748	CHAE Young Jin (KOR) , WANG Gongbo (CHN)	GAO Yinfeng (CHN) , LIU Haotian (CHN)

Team Statistics

Period	Score	SVS	SOG	PIM	TPP	PPG	SHG
1	5 : 0	4 : 18	23 : 4	0 : 0	00:00 : 00:00	0 : 0	0 : 0
2	5 : 0	3 : 24	29 : 3	0 : 4	02:12 : 00:00	1 : 0	0 : 0
3	7 : 0	2 : 17	24 : 2	0 : 2	01:02 : 00:00	1 : 0	0 : 0
Total	17 : 0	9 : 59	76 : 9	0 : 6	03:14 : 00:00	2 : 0	0 : 0

1st Period

Action	Time	ET/Res	Team	Type	No.	Name	(G)	Name of Assistant(s) / Action Description
GK	00:00		KAZ		1	AMIRBEKOV JAD	-	Goalkeeper in
GK	00:00		TPE		2	CHEN Tai-Yu	-	Goalkeeper in
Goal	01:44	1 : 0	KAZ	EQ	6	BUYALSKIY Andrey	(2)	26 MIKHAILOV Eduard On Ice KAZ 1 6 19 21 25 26 25 STEPANENKO Ivan TPE 2 9 18 21 65 86
Goal	06:25	2 : 0	KAZ	EQ	27	LIKHOTNIKOV Artem	(3)	22 PANYUKOV Kirill On Ice KAZ 1 2 3 22 24 27 24 SAVITSKIY Kirill TPE 2 11 19 41 55 82
Goal	08:44	3 : 0	KAZ	EQ	18	RYMAREV Yevgeniy	(3)	14 OMIRBEKOV Alikhan On Ice KAZ 1 7 14 17 18 28 17 STARCHENKO TPE 2 11 17 19 22 41
Goal	09:02	4 : 0	KAZ	EQ	22	PANYUKOV Kirill	(1)	27 LIKHOTNIKOV Artem On Ice KAZ 1 2 3 22 24 27 24 SAVITSKIY Kirill TPE 2 28 55 61 82 95
Goal	11:34	5 : 0	KAZ	EQ	22	PANYUKOV Kirill	(2)	24 SAVITSKIY Kirill On Ice KAZ 1 2 3 22 24 27 27 LIKHOTNIKOV Artem TPE 2 9 21 63 65 97

2nd Period

Action	Time	ET/Res	Team	Type	No.	Name	(G)	Name of Assistant(s) / Action Description
Goal	20:28	6 : 0	KAZ	EQ	14	OMIRBEKOV Alikhan	(2)	18 RYMAREV Yevgeniy On Ice KAZ 1 7 14 17 18 28 7 DANIYAR Samat TPE 2 11 17 19 22 41
Goal	22:40	7 : 0	KAZ	EQ	15	KOROLYOV Artyom	(1)	9 BUTENKO Danil On Ice KAZ 1 8 9 15 16 23 23 CHAPOROV Denis TPE 2 11 17 19 82 86
GK	22:40		TPE		1	LEE Yi-Cheng	-	Goalkeeper in
Goal	27:57	8 : 0	KAZ	EQ	24	SAVITSKIY Kirill	(1)	22 PANYUKOV Kirill On Ice KAZ 1 2 3 22 24 27 24 SAVITSKIY Kirill TPE 1 28 55 61 82 95
GK	31:07		KAZ		30	PAVLENKO Maxim	-	Goalkeeper in
Penalty	32:24	32:36	TPE	2 min.	82	PENG Mo	-	Holding an opponent
Goal	32:36	9 : 0	KAZ	PP1	22	PANYUKOV Kirill	(3)	17 STARCHENKO On Ice KAZ 30 14 17 18 22 28 Roman TPE 1 11 17 22 41
Penalty	33:20	35:20	TPE	2 min.	18	SHIH Chen-Yun	-	Tripping
Goal	35:26	10 : 0	KAZ	EQ	14	OMIRBEKOV Alikhan	(3)	28 BEKETAYEV Adil On Ice KAZ 30 14 17 18 22 28 17 STARCHENKO TPE 1 11 18 21 41 65

3rd Period

Action	Time	ET/Res	Team	Type	No.	Name	(G)	Name of Assistant(s) / Action Description
Goal	47:44	11 : 0	KAZ	EQ	7	DANIYAR Samat	(1)	18 RYMAREV Yevgeniy On Ice KAZ 30 7 14 17 18 28 14 OMIRBEKOV Alikhan TPE 1 11 17 19 22 41
Penalty	48:42	49:44	TPE	2 min.	41	LIN Jui-Yu	-	Interference
Goal	49:44	12 : 0	KAZ	PP1	19	GRENTS Dmitriy	(2)	27 LIKHOTNIKOV Artem On Ice KAZ 30 7 19 21 24 27 7 DANIYAR Samat TPE 1 21 63 65 97
Goal	50:58	13 : 0	KAZ	EQ	8	OSPANOV Ruslan	(2)	23 CHAPOROV Denis On Ice KAZ 30 2 7 8 16 23 16 BORISSEVICH A TPE 1 9 21 28 65 95
Goal	53:43	14 : 0	KAZ	EQ	22	PANYUKOV Kirill	(4)	9 BUTENKO Danil On Ice KAZ 30 3 9 22 24 27 27 LIKHOTNIKOV Artem TPE 1 9 18 21 65 86



Action	Time	ET/Res	Team	Type	No.	Name	(G)	Name of Assistant(s) / Action Description
Goal	54:05	15 : 0	KAZ	EQ	8	OSPANOV Ruslan	(3)	16 BORISSEVICH A On Ice KAZ 30 2 8 15 16 23 23 CHAPOROV Denis TPE 1 11 17 19 22 41
Goal	56:43	16 : 0	KAZ	EQ	16	BORISSEVICH A	(1)	3 GAITAMIROV T On Ice KAZ 30 3 16 19 23 27 27 LIKHOTNIKOV Artem TPE 1 9 21 63 65 97
Goal	58:14	17 : 0	KAZ	EQ	23	CHAPOROV Denis	(1)	16 BORISSEVICH A On Ice KAZ 30 2 8 15 16 23 2 BREUS Dmitriy TPE 1 21 28 55 86 95
GK	60:00		KAZ					30 PAVLENKO Maxim - Goalkeeper out
GK	60:00		TPE					1 LEE Yi-Cheng - Goalkeeper out

Goalkeeper Records

Team : KAZ - Kazakhstan

No.	Name	SOG	SVS	MIP
1	AMIRBEKOV Jelal-Ad-Din	5	5	31:07
30	PAVLENKO Maxim	4	4	28:53

Team : TPE - Chinese Taipei

No.	Name	SOG	SVS	MIP
1	LEE Yi-Cheng	48	38	37:20
2	CHEN Tai-Yu	28	21	22:40

Game Statistics

Team : KAZ (Blue)																								
Head Coach : BOLYAKIN Oleg										Shots on Goal					Time on Ice									
No.	Pos.	Name	G	A	P	PIM	FO+	FO-	FO+/-	FO%	1	2	3	OT	TS	+/-	1	2	3	OT	TOT	SHF	AVG	
7	D	DANIYAR Samat	1	2	3	0	0	0	0	0.00	0	1	1		2	+4	5:12	5:32	6:16		17:00	20	0:51	
14	F	OMIRBEKOV Alikhan	2	2	4	0	11	3	8	78.57	1	4	0		5	+4	4:23	4:54	4:36		13:53	20	0:41	
17	F	STARCHENKO Roman +C	0	3	3	0	0	0	0	0.00	0	1	0		1	+4	3:55	5:26	4:21		13:42	20	0:41	
18	F	RYMAREV Yevgeniy +A	1	2	3	0	0	0	0	0.00	1	2	2		5	+4	4:33	5:27	4:41		14:41	20	0:44	
28	D	BEKETAYEV Adil +A	0	2	2	0	0	0	0	0.00	2	1	1		4	+4	4:20	6:22	4:19		15:01	20	0:45	
2	D	BREUS Dmitriy	0	1	1	0	0	0	0	0.00	1	4	5		10	+7	6:19	4:00	4:26		14:45	17	0:52	
3	D	GAITAMIROV Tamirlan	0	1	1	0	0	0	0	0.00	1	2	2		5	+6	5:25	4:45	3:36		13:46	16	0:51	
22	F	PANYUKOV Kirill	4	2	6	0	0	0	0	0.00	3	2	1		6	+6	5:30	4:51	3:19		13:40	18	0:45	
24	F	SAVITSKIY Kirill	1	3	4	0	0	0	0	0.00	1	3	1		5	+5	5:58	5:21	3:55		15:14	18	0:50	
27	F	LIKHOTNIKOV Artem	1	5	6	0	9	0	9	100.00	2	1	0		3	+6	5:24	4:53	4:16		14:33	18	0:48	
6	F	BUYALSKIY Andrey	1	0	1	0	0	0	0	0.00	3	0	0		3	+1	5:21	0:00	0:00		5:21	6	0:53	
19	F	GRENTS Dmitriy	1	0	1	0	10	2	8	83.33	1	2	2		5	+2	5:11	6:02	7:29		18:42	18	1:02	
21	F	KOLESNIKOV Vyacheslav	0	0	0	0	0	0	0	0.00	1	1	0		2	+1	5:11	6:06	8:21		19:38	18	1:05	
25	D	STEPANENKO Ivan	0	1	1	0	0	0	0	0.00	1	0	0		1	+1	4:36	4:48	6:17		15:41	18	0:52	
26	D	MIKHAILOV Eduard	0	1	1	0	0	0	0	0.00	1	0	2		3	+1	4:33	4:29	6:05		15:07	18	0:50	
8	F	OSPANOV Ruslan	2	0	2	0	0	0	0	0.00	0	0	2		2	+4	5:00	6:50	6:23		18:13	22	0:49	
9	D	BUTENKO Danil	0	2	2	0	0	0	0	0.00	0	2	0		2	+2	5:03	3:20	4:05		12:28	16	0:46	
15	D	KOROLYOV Artyom	1	0	1	0	0	0	0	0.00	4	1	1		6	+3	4:32	4:26	3:54		12:52	17	0:45	
16	F	BORISSEVICH Alexandr	1	3	4	0	5	5	0	50.00	0	1	3		4	+5	5:02	5:29	8:06		18:37	20	0:55	
23	F	CHAPOROV Denis	1	3	4	0	5	1	4	83.33	0	1	1		2	+5	4:28	6:59	5:35		17:02	21	0:48	
1	GK	AMIRBEKOV Jelal-Ad-Din	0	0	0	0					0	0	0		0									
30	GK	PAVLENKO Maxim	0	0	0	0					0	0	0		0									
Total			17	33	50	0	40	11	29	78.43	23	29	24		76									

Team : TPE (White)																								
Head Coach : WENG To										Shots on Goal					Time on Ice									
No.	Pos.	Name	G	A	P	PIM	FO+	FO-	FO+/-	FO%	1	2	3	OT	TS	+/-	1	2	3	OT	TOT	SHF	AVG	
11	F	LIN Yi-Kuan	0	0	0	0	4	18	-14	18.18	0	0	0		0	-7	8:19	7:48	6:48		22:55	29	0:47	
17	D	CHANG Han-Yuan	0	0	0	0	0	0	0	0.00	0	0	0		0	-5	8:03	5:23	6:13		19:39	26	0:45	
19	F	LIN Hung-Ju +C	0	0	0	0	0	0	0	0.00	0	0	0		0	-6	7:59	6:12	5:52		20:03	25	0:48	
22	D	LI Zheng-Wei	0	0	0	0	0	0	0	0.00	0	0	0		0	-4	7:18	5:02	6:37		18:57	24	0:47	
41	F	LIN Jui-Yu	0	0	0	2	0	0	0	0.00	1	0	0		1	-6	8:07	6:27	6:03		20:37	27	0:45	
28	F	LIN Yo-Chen	0	0	0	0	0	0	0	0.00	0	1	0		1	-4	6:52	6:21	8:04		21:17	24	0:53	
55	D	PAN Yi-Cheng	0	0	0	0	0	0	0	0.00	1	0	0		1	-4	7:08	6:07	8:11		21:26	24	0:53	
61	F	YANG Chang-Hsing +A	0	0	0	0	6	13	-7	31.58	0	1	0		1	-2	6:20	5:34	7:06		19:00	24	0:47	
82	D	PENG Mo +A	0	0	0	2	0	0	0	0.00	0	0	0		0	-4	6:20	6:14	7:12		19:46	25	0:47	
95	F	WEN Pei-An	0	0	0	0	0	0	0	0.00	0	0	0		0	-4	6:50	4:38	7:20		18:48	24	0:47	



FRI 7 FEB 2025
Start Time 9:00
End Time 10:55

Men
男子

Preliminary round - Group A, Game 15
小组赛轮次 - A 组, 比赛 15



Head Coach : WENG To											Shots on Goal					Time on Ice									
No.	Pos.	Name	G	A	P	PIM	FO+	FO-	FO+/-	FO%	1	2	3	OT	TS	+/-	1	2	3	OT	TOT	SHF	AVG		
9	F	CHEN Chiung-Yuan	0	0	0	0	0	4	-4	0.00	0	0	0		0	-5	5:27	6:42	4:52		17:01	24	0:42		
18	F	SHIH Chen-Yun	0	0	0	2	0	1	-1	0.00	0	0	0		0	-3	3:30	2:55	2:53		9:18	15	0:37		
21	D	LIN Ching	0	0	0	0	0	0	0	0.00	0	0	0		0	-7	5:04	8:33	5:53		19:30	25	0:46		
65	D	WANG Yung-Hsuan	0	0	0	0	0	0	0	0.00	1	0	1		2	-6	5:53	8:41	5:54		20:28	24	0:51		
86	F	CHEN Kuan-Ting	0	0	0	0	0	0	0	0.00	1	1	0		2	-4	3:26	2:30	3:02		8:58	14	0:38		
4	D	SANG Chuo-En	0	0	0	0	0	0	0	0.00	0	0	0		0	0	0:00	0:00	0:00		0:00	0	0:00		
63	F	WANG Po-Hsiang	0	0	0	0	1	4	-3	20.00	0	0	1		1	-2	1:44	3:49	3:28		9:01	11	0:49		
97	F	YU Sung-Yin	0	0	0	0	0	0	0	0.00	0	0	0		0	-2	1:40	4:52	3:30		10:02	14	0:43		
1	GK	LEE Yi-Cheng	0	0	0	0					0	0	0		0										
2	GK	CHEN Tai-Yu	0	0	0	0					0	0	0		0										
Total			0	0	0	6	11	40	-29	21.57	4	3	2		9										

Group A

R	Team	GP	W	OTW	OTL	L	GDF	GF:GA	PTS
1	KAZ	3	3	0	0	0	+34	35 : 1	9
2	JPN	2	2	0	0	0	+22	23 : 1	6
3	KOR	2	1	1	0	0	+14	20 : 6	5
4	CHN	2	0	0	1	1	-6	6 : 12	1
5	THA	2	0	0	0	2	-19	1 : 20	0
6	TPE	3	0	0	0	3	-45	1 : 46	0

	CHN	JPN	KAZ	KOR	THA	TPE
CHN	*****	MON 10 FEB 20:00	1:6	5:6	FRI 07 FEB 12:30	SAT 08 FEB 20:00
JPN	MON 10 FEB 20:00	*****	SAT 08 FEB 12:00	FRI 07 FEB 12:30	8:1	15:0
KAZ	6:1	SAT 08 FEB 12:00	*****	MON 10 FEB 12:00	12:0	17:0
KOR	6:5	FRI 07 FEB 12:30	MON 10 FEB 12:00	*****	SAT 08 FEB 16:00	14:1
THA	FRI 07 FEB 12:30	1:8	0:12	SAT 08 FEB 16:00	*****	MON 10 FEB 16:00
TPE	SAT 08 FEB 20:00	0:15	0:17	1:14	MON 10 FEB 16:00	*****

Legend:

(G)	Goals in tournament	*	Does not count for Plus/minus	+/-	Plus/minus net	+A	Alternate Captain
+C	Captain	A	Assists	AVG	Average time on ice / shift	D	Defender
EQ	Equal strength	ET/Res	Penalty end time/Result of game	F	Forward	FO%	Face-offs won as percentage
FO+	Face-offs won	FO-	Face-offs lost	FO+/-	Face-offs net	G	Goals
GA	Goals against	GDF	Goal difference	GF	Goals for	GK	Goalkeeper
GP	Games played	L	Losses	MIP	Minutes in play (GK)	No.	Jersey number
OT	Overtime	OTL	Overtime losses	OTW	Overtime wins	P	Points
PIM	Penalties in minutes	Pos.	Position	PP1	Power play - 1 player	PPG	Power play goals
PTS	Points	R	Rank	SHF	Number of shifts	SHG	Shorthanded goals
SOG	Shots on goal	SVS	Saves	TOT	Total	TPP	Time on power play
TS	Total shots	W	Wins				


Shot Chart

射门表

KAZ - TPE

Shots by TPE

Goals (o): 0 SSG (+): 4
SSP (<): 1 SPG (-): 1



GK 1 of KAZ



1st Period

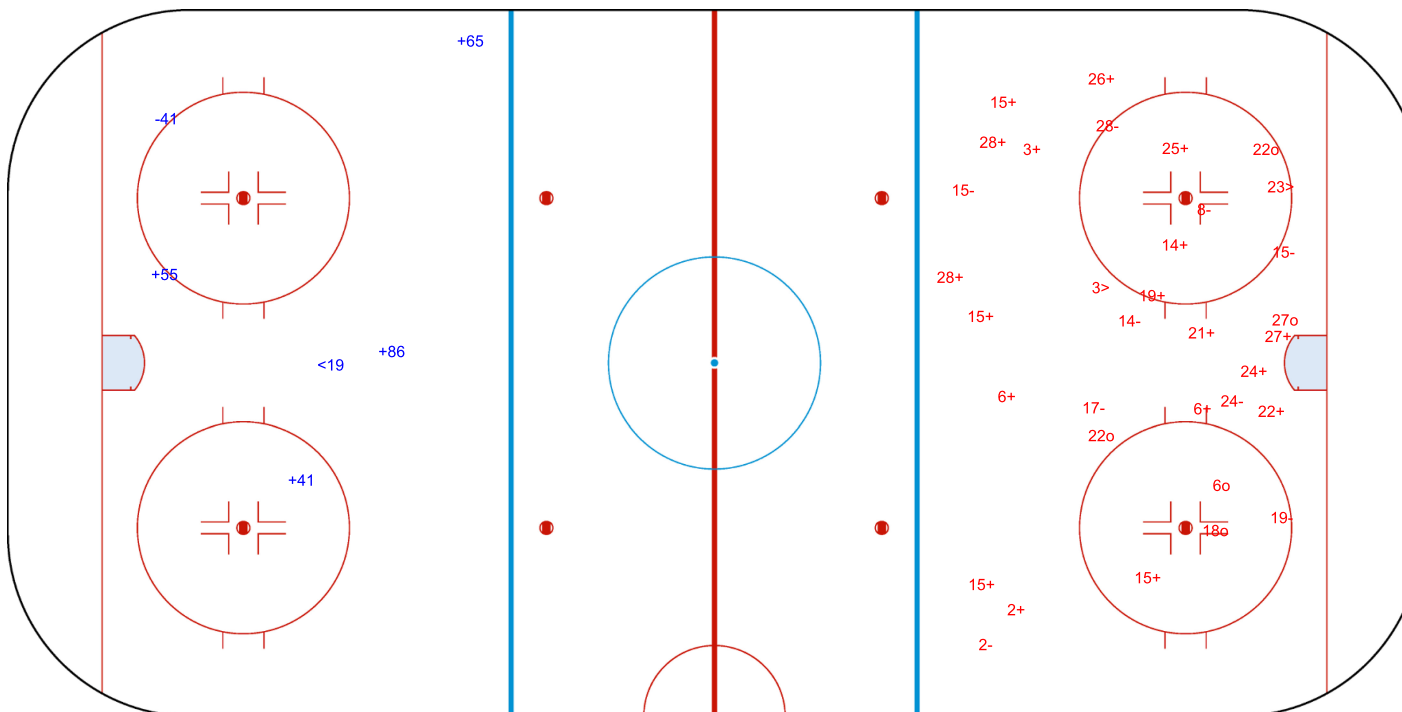


Shots by KAZ

Goals (o): 5 SSG (+): 18
SSP (>): 2 SPG (-): 9



GK 2 of TPE






Shots by KAZ

Goals (o): 5

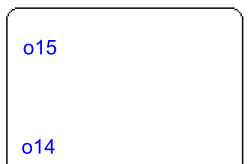
SSG (+): 24

SSP (<): 10

SPG (-): 5



GK 1 of TPE



GK 2 of TPE



2nd Period




Shots by TPE

Goals (o): 0

SSP (>): 0

SSG (+): 3

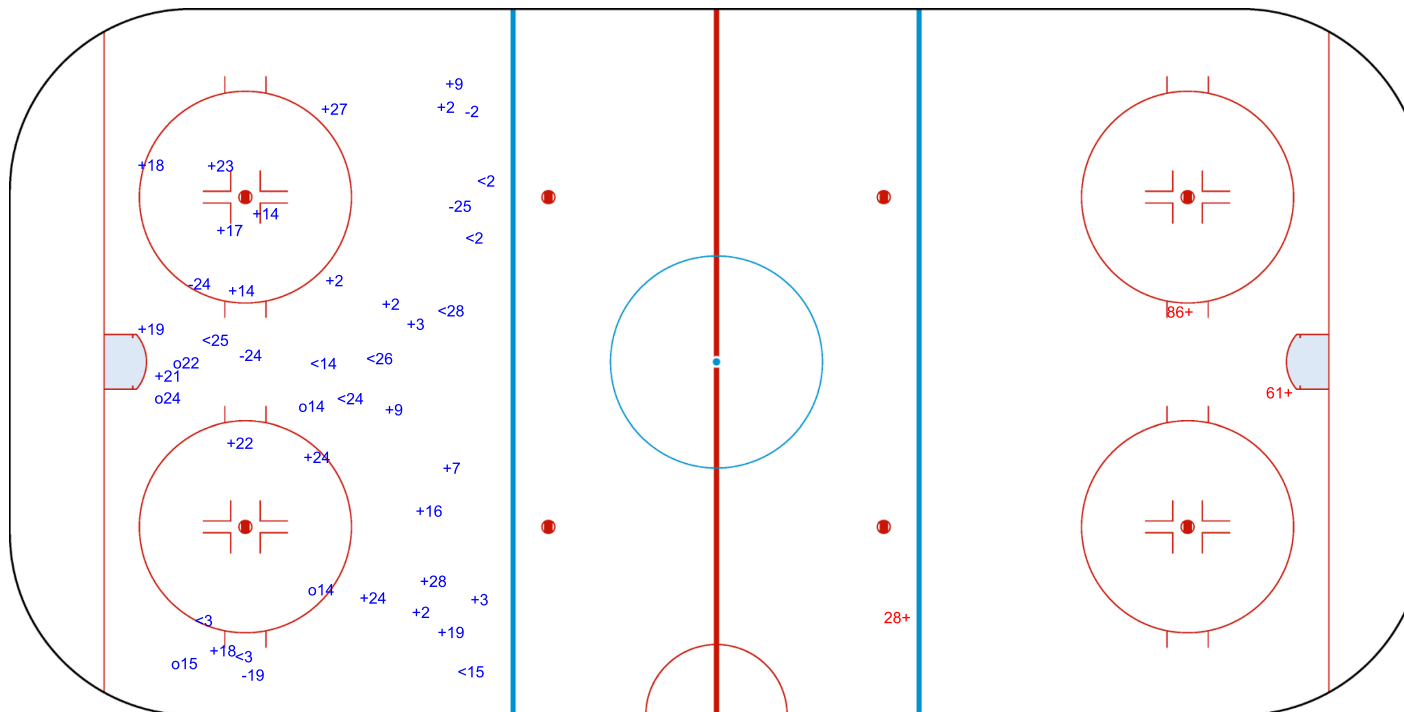
SPG (-): 0



GK 1 of KAZ



GK 30 of KAZ





Shots by TPE

Goals (o): 0

SSG (+): 2

SSP (-): 1

SPG (-): 0



GK 30 of KAZ



3rd Period




Shots by KAZ

Goals (o): 7

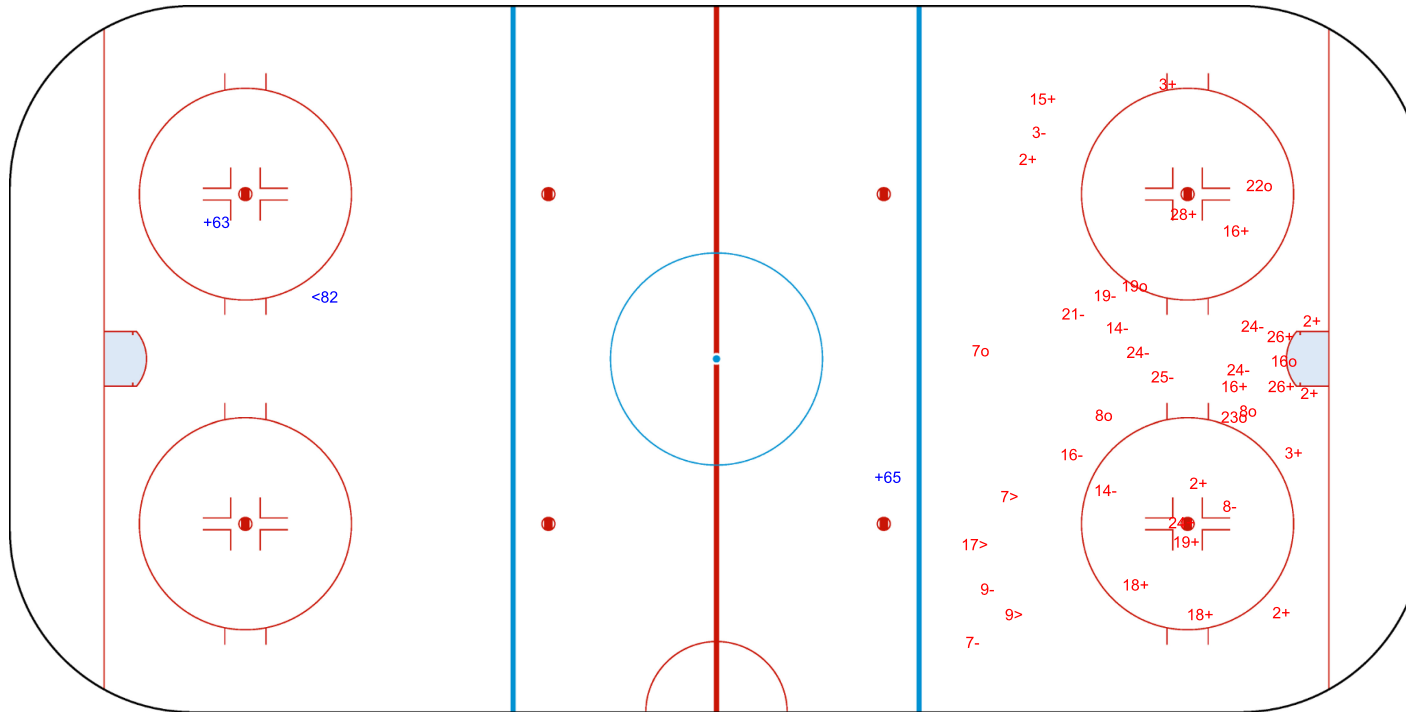
SSG (+): 17

SSP (>): 3

SPG (-): 13



GK 1 of TPE



Legend:

GK

Goalkeeper

SPG

Shots past goal

SSG

Shots saved by goalkeeper

SSP

Shots saved by player

Timing & Results provided by BORNAN

Face-off Chart

争球表

KAZ - TPE

1st PERIOD

Total wins / period	KAZ		TPE		KAZ		TPE		Total wins all zones
	Def. zone	Att. zone	Neutral zone		Att. zone	Def. zone			
	- 16	+ 11	- 14	+ 11	+ 14	- 18			
	+ 16	- 11	+ 19	- 9	+ 27	- 11			
	- 16	+ 11	+ 16	- 11	+ 23	- 63			
		+ 19	- 61	+ 14	- 61				
		+ 27	- 61	+ 27	- 63				
		+ 19	- 9	+ 14	- 11				
		+ 27	- 11						

2nd PERIOD

Total wins / period	KAZ		TPE		KAZ		TPE		Total wins all zones
	Def. zone	Att. zone	Neutral zone		Att. zone	Def. zone			
	+ 16	- 61	+ 14	- 11	+ 27	- 61			
			+ 19	- 61	+ 23	- 61			
			+ 14	- 11	+ 27	- 11			
			+ 27	- 61	+ 27	- 11			
			+ 16	- 11	- 16	+ 63			
			+ 19	- 9	+ 14	- 11			
			- 16	+ 61	+ 19	- 63			
					- 14	+ 11			
				+ 19	- 61				
				- 19	+ 61				

3rd PERIOD

Total wins / period	KAZ	TPE	KAZ		TPE		Total wins all zones
	Def. zone	Att. zone	Neutral zone		Att. zone	Def. zone	
			- 14	+ 61	+ 19	- 11	
			+ 19	- 11	+ 23	- 11	
			- 16	+ 61	+ 14	- 61	
			+ 14	- 11	+ 23	- 61	
			+ 16	- 11	+ 14	- 11	
			+ 14	- 61	+ 19	- 63	
			+ 27	- 11	+ 23	- 61	
			+ 14	- 9	- 23	+ 61	
				- 19	+ 61		

TOTAL



Total wins / game	KAZ	TPE	KAZ	TPE	KAZ	TPE	Total wins all zones	
	Def. zone	Att. zone	Neutral zone		Att. zone	Def. zone		
	2 / 50%	2 / 50%	18 / 82%	4 / 18%	20 / 80%	5 / 20%	KAZ	TPE
							40 / 78%	11 / 22%

HEAD TO HEAD

	TPE						Tot.	wins KAZ	Dz	Nz	Az
	No.	9	11	18	61	63					
KAZ	14	1 - 0	6 - 2	1 - 0	3 - 1		14	11 79%		5 71%	6 86%
	16		4 - 2		1 - 2	0 - 1	10	5 50%	2 50%	3 60%	0 0%
	19	3 - 0	2 - 0		3 - 2	2 - 0	12	10 83%		6 100%	4 67%
	23		1 - 0		3 - 1	1 - 0	6	5 83%			5 83%
	27		5 - 0		3 - 0	1 - 0	9	9 100%		4 100%	5 100%
	Tot.	4	22	1	19	5	51	40 78%	2 50%	18 82%	20 80%
	wins TPE	0 0%	4 18%	0 0%	6 32%	1 20%	11 22%				
	Dz		1 11%	0 0%	3 30%	1 20%	5 20%				
	Nz	0 0%	1 10%		3 38%		4 18%				
	Az		2 67%		0 0%		2 50%				

Legend:							
Az	Attacking zone	Dz	Defending zone	No.	Jersey number	Nz	Neutral zone
Tot.	Total face-offs played						

Game Roster

比赛名单

THA - CHN

Referees

KANG Tae Woo (KOR) , MOREV Timur (KAZ)

Linespersons

HUNG Chi-Lun (TPE) , MASHENKIN Vladislav (KAZ)

Goalkeepers

Team: THA

No.	Name	GP	MIP	GA	SVS	SOG	SVS%	GAA
1	KLEINESCHAY Benjamin	2	60:00	12	54	66	81.82	12.00
20	VOLLENWEIDER Dominik	2	60:00	8	68	76	89.47	8.00
25	McALEAR James Na Phikul	0	00:00	0	0	0	0.00	0.00

Team Roster

Team: THA (Blue)

No.	Pos.	Name	GP	G	A	PTS	PIM	+/-
1	GK	KLEINESCHAY Benjamin	2	0	0	0	0	
4	F	SUKWIBOON Rakchai	2	0	0	0	0	-7
5	D	KINDBORN Ken	2	0	0	0	0	-14
6	F	SUTIVIJITHO Nakrit	2	0	0	0	0	-1
7	F	HONGSWADHI Pann	2	0	0	0	0	0
8	D	PHASUKKIJWATANA Punn	2	0	0	0	0	0
10	F	KHUNRAJ Athit	2	0	0	0	0	-2
11	F	FORSTNER Patrick	2	0	0	0	0	-6
12	D	WATTHANA Sarawut	2	0	0	0	0	-4
13	F	LAMPSON Nicholas Charles	1	0	0	0	2	-7
14	D	PHASOOKWONG Sarawut	2	0	0	0	6	-10
15	F	SAKCHAICHAROENKUL Thanachai	2	0	0	0	0	0
16	D	VATANAPANYAKUL Araya	2	0	0	0	0	-1
17	F	LUKANATINAKORN Nathaphat	2	0	0	0	2	-1
18	F	LIMPINPHET Chanokchon	2	0	0	0	0	-7
19	F	PHUANGROT Thatsanai	2	0	0	0	0	-7
20	GK	VOLLENWEIDER Dominik	2	0	0	0	0	
22	D	YANNAKORNTHANAPUNT Natchayatorn	2	0	0	0	0	-5
24	D	TAWON Satira	2	0	0	0	0	-1
25	GK	McALEAR James Na Phikul	0	0	0	0	0	
28	F	AAROLA Kim	2	1	0	1	0	-9
61	F	ISAKSSON Jan	2	0	0	0	0	-8

Head Coach: COOK Casey

Team: CHN

No.	Name	GP	MIP	GA	SVS	SOG	SVS%	GAA
31	CHEN Shifeng	2	64:15	6	41	47	87.23	5.60
32	SUN Zehao	2	60:00	6	38	44	86.36	6.00
79	HU Haoran	0	00:00	0	0	0	0.00	0.00

Team: CHN (White)

No.	Pos.	Name	GP	G	A	PTS	PIM	+/-
4	D	XU Lang	2	0	0	0	2	0
6	D	CHEN Zimeng	2	0	1	1	2	-1
7	D	ZONG Hanming	1	0	0	0	2	0
8	F	ZUO Tianyou	2	0	0	0	0	0
11	D	ZHANG Pengfei	2	1	2	3	0	+1
12	F	YU Jilong	2	1	0	1	0	-1
16	D	ZHANG Jiaqi	2	1	1	2	0	+2
17	F	GUO Jianing	2	1	1	2	2	0
23	F	LI Zhihao	2	0	0	0	0	-2
24	F	CHEN Kailin	2	0	0	0	0	-2
25	F	LIU Zihao	2	0	0	0	2	0
31	GK	CHEN Shifeng	2	0	0	0	0	
32	GK	SUN Zehao	2	0	0	0	0	
41	D	HAN Yuhang	2	0	0	0	2	-4
56	F	ZHANG Zesen	2	0	2	2	0	+1
71	F	ZHENG Mingju	2	1	1	2	0	-3
73	D	FU Rao	2	0	0	0	0	-3
79	GK	HU Haoran	0	0	0	0	0	
88	F	YAN Juncheng	2	1	0	1	0	-3
91	F	WANG Jing	2	0	2	2	0	-1
92	F	HOU Yuyang	2	0	0	0	0	-2
93	F	LI Mingshenhao	2	0	0	0	4	0
97	F	ZHUANG Xinyu	2	0	0	0	0	0

Head Coach: PEARN Perry Douglas

Legend:

+/ -	Plus/minus net	A	Assists	D	Defender	F	Forward
G	Goals	GA	Goals against	GAA	Goals against as average per 60 minutes	GK	Goalkeeper
GP	Games played	MIP	Minutes and seconds played	No.	Jersey number	PIM	Penalties in minutes
Pos.	Position	PTS	Points	SOG	Shots on goal	SVS	Saves
SVS%	Saves in percentage						



Line-Ups 阵容

THA - CHN

Referees

KANG Tae Woo (KOR), MOREV Timur (KAZ)

Linespersons

HUNG Chi-Lun (TPE), MASHENKIN Vladislav (KAZ)

Goalkeepers

Team: THA

No.	Name
1	KLEINESCHAY Benjamin
20	VOLLENWEIDER Dominik

Team: CHN

No.	Name
31	CHEN Shifeng
32	SUN Zehao

Team Line-ups

Team: THA (Blue)

No.	Pos.	Name
5	D	KINDBORN Ken +C
14	D	PHASOOKWONG Sarawut
13	F	LAMPSON Nicholas Charles +A
28	F	AAROLA Kim +A
61	F	ISAKSSON Jan
12	D	WATTTHANA Sarawut
22	D	YANNAKORNTHANAPUNT Natchayatorn
4	F	SUKWIBOON Rakchai
11	F	FORSTNER Patrick
19	F	PHUANGROT Thatsanai
16	D	VATANAPANYAKUL Araya
24	D	TAWON Satira
10	F	KHUNRAJ Athit
17	F	LUCKANATINAKORN Nathaphat
18	F	LIMPINPHET Chanokchon
8	D	PHASUKKIJWATANA Punn
6	F	SUTIVIJITHO Nakrit
7	F	HONGSWADHI Pann
15	F	SAKCHAICHAROENKUL Thanachai

Head Coach: COOK Casey

NOT DRESSED:

25 GK McALEAR James Na Phikul

Team: CHN (White)

No.	Pos.	Name
11	D	ZHANG Pengfei
16	D	ZHANG Jiaqi +C
17	F	GUO Jianing
56	F	ZHANG Zesen +A
88	F	YAN Juncheng
41	D	HAN Yuhang +A
23	F	LI Zhihao
71	F	ZHENG Mingju
91	F	WANG Jing
92	F	HOU Yuyang
4	D	XU Lang
6	D	CHEN Zimeng
7	D	ZONG Hanming
24	F	CHEN Kailin
25	F	LIU Zihao
73	D	FU Rao
8	F	ZUO Tianyou
12	F	YU Jilong
93	F	LI Mingshenhao
97	F	ZHUANG Xinyu

Head Coach: PEARN Perry Douglas

NOT DRESSED:

79 GK HU Haoran

Legend:

+A Alternate Captain
No. Jersey number

+C Captain
Pos. Position

D Defender

F Forward

Graphical Line-ups

阵容图

THA - CHN

Referees

KANG Tae Woo (KOR) , MOREV Timur (KAZ)

Linespersons

HUNG Chi-Lun (TPE) , MASHENKIN Vladislav (KAZ)

Team: THA - Thailand (Blue)

Head Coach: COOK Casey

S1 1 KLEINESCHAY Benjamin		
20 VOLLENWEIDER Dominik		
S6 61 ISAKSSON Jan	S5 28 AAROLA Kim +A	S4 13 LAMPSON Nicholas Charles +A
S3 14 PHASOOKWONG Sarawut	S2 5 KINDBORN Ken +C	
19 PHUANGROT Thatsanai	11 FORSTNER Patrick	4 SUKWIBOON Rakchai
12 WATTTHANA Sarawut	22 YANNAKORNTHANAPUNT Natchayatorn	
17 LUCKANATINAKORN Nathaphat	10 KHUNRAJ Athit	18 LIMPINPHET Chanokchon
16 VATANAPANYAKUL Araya	24 TAWON Satira	
15 SAKCHAICHAROENKUL Thanachai	8 PHASUKKIJWATANA Punn	7 HONGSWADHI Pann
6 SUTIVIJITHO Nakrit		

Team: CHN - China (White)

Head Coach: PEARN Perry Douglas

S1 31 CHEN Shifeng		
32 SUN Zehao		
S4 17 GUO Jianing	S6 88 YAN Juncheng	S5 56 ZHANG Zesen +A
S2 11 ZHANG Pengfei	S3 16 ZHANG Jiaqi +C	
71 ZHENG Mingju	91 WANG Jing	92 HOU Yuyang
23 LI Zhihao	41 HAN Yuhang +A	
4 XU Lang	24 CHEN Kailin	25 LIU Zihao
7 ZONG Hanming	6 CHEN Zimeng	
12 YU Jilong	8 ZUO Tianyou	93 LI Mingshenhao
97 ZHUANG Xinyu	73 FU Rao	

Legend:

+A Alternate Captain

+C Captain

Sn

Starting position

Timing & Results provided by BORNAN



Game Summary
比赛总结

THA - CHN 0 - 8 (0 - 3 , 0 - 3 , 0 - 2)

Spectators	Referees	Linespersons
3060	KANG Tae Woo (KOR) , MOREV Timur (KAZ)	HUNG Chi-Lun (TPE) , MASHENKIN Vladislav (KAZ)

Team Statistics

Period	Score	SVS	SOG	PIM	TPP	PPG	SHG
1	0 : 3	9 : 6	6 : 12	2 : 2	02:00 : 02:00	0 : 0	0 : 1
2	0 : 3	17 : 5	5 : 20	6 : 2	02:00 : 05:43	0 : 1	0 : 0
3	0 : 2	15 : 6	6 : 17	2 : 6	03:42 : 00:59	0 : 0	0 : 0
Total	0 : 8	41 : 17	17 : 49	10 : 10	07:42 : 08:42	0 : 1	0 : 1

1st Period

Action	Time	ET/Res	Team	Type	No.	Name	(G)	Name of Assistant(s) / Action Description
GK	00:00		CHN		31	CHEN Shifeng		- Goalkeeper in
GK	00:00		THA		1	KLEINESCHAY B		- Goalkeeper in
Penalty	02:31	04:31	THA	2 min.	5	KINDBORN K		- Interference
Goal	06:50	0 : 1	CHN	EQ	88	YAN Juncheng	(2)	17 GUO Jianing On Ice THA 1 5 11 18 19 22 56 ZHANG Zesen CHN 31 11 16 17 56 88
Goal	09:52	0 : 2	CHN	EQ	12	YU Jilong	(2)	93 LI Mingshenhao On Ice THA 1 11 12 17 18 22 8 ZUO Tianyou CHN 31 6 8 12 41 93
Penalty	14:40	16:40	CHN	2 min.	4	XU Lang		- Illegal Check to the Head or Neck
Goal	14:50	0 : 3	CHN	SH1	88	YAN Juncheng	(3)	92 HOU Yuyang On Ice THA 1 5 11 13 28 61 CHN 31 11 16 88 92

2nd Period

Action	Time	ET/Res	Team	Type	No.	Name	(G)	Name of Assistant(s) / Action Description
Penalty	20:36	22:36	THA	2 min.	13	LAMPSON NC		- Hooking
Penalty	23:39	25:39	CHN	2 min.	93	LI Mingshenhao		- Roughing
Penalty	26:23	28:06	THA	2 min.	5	KINDBORN K		- Holding the Stick
Goal	28:06	0 : 4	CHN	PP1	11	ZHANG Pengfei	(2)	92 HOU Yuyang On Ice THA 1 12 13 14 19 91 WANG Jing CHN 31 11 12 71 91 92 *
Goal	29:44	0 : 5	CHN	EQ	56	ZHANG Zesen	(1)	17 GUO Jianing On Ice THA 1 11 12 14 18 19 11 ZHANG Pengfei CHN 31 7 11 17 56 88
Goal	30:41	0 : 6	CHN	EQ	91	WANG Jing	(1)	92 HOU Yuyang On Ice THA 1 13 14 22 28 61 71 ZHENG Mingju CHN 31 11 23 71 91 92
Time-out	30:41		THA					
Penalty	35:31	37:31	THA	2 min.	14	PHASOOKWONG S		- Hooking

3rd Period

Action	Time	ET/Res	Team	Type	No.	Name	(G)	Name of Assistant(s) / Action Description
Penalty	47:45	49:45	CHN	2 min.	97	ZHUANG Xinyu		- Tripping
Goal	52:07	0 : 7	CHN	EQ	91	WANG Jing	(2)	On Ice THA 1 5 10 11 16 61 CHN 31 7 71 73 91 92
Penalty	53:48	55:48	CHN	2 min.	73	FU Rao		- Interference
Penalty	54:47	56:47	THA	2 min.	14	PHASOOKWONG S		- Hooking
Goal	56:51	0 : 8	CHN	EQ	88	YAN Juncheng	(4)	11 ZHANG Pengfei On Ice THA 1 14 16 19 28 61 56 ZHANG Zesen CHN 31 8 11 17 56 88
Penalty	59:17	60:00	CHN	2 min.	25	LIU Zihao		- Interference
GK	59:17		THA					1 KLEINESCHAY B - Goalkeeper out
GK	60:00		CHN					31 CHEN Shifeng - Goalkeeper out

Goalkeeper Records

Team : THA - Thailand

Team : CHN - China

No.	Name	SOG	SVS	MIP	No.	Name	SOG	SVS	MIP
1	KLEINESCHAY Benjamin	49	41	59:17	31	CHEN Shifeng	17	17	60:00
20	VOLLENWEIDER Dominik				32	SUN Zehao			

Timing & Results provided by BORNAN



Game Statistics

Team : THA (Blue)

Head Coach : COOK Casey										Shots on Goal						Time on Ice							
No.	Pos.	Name	G	A	P	PIM	FO+	FO-	FO+/-	FO%	1	2	3	OT	TS	+/-	1	2	3	OT	TOT	SHF	AVG
5	D	KINDBORN Ken +C	0	0	0	4	0	0	0	0.00	1	2	2		5	-3	10:59	12:19	10:00		33:18	26	1:16
13	F	LAMPSON Nicholas Charles +A	0	0	0	2	0	1	-1	0.00	2	0	1		3	-2	13:25	12:45	10:46		36:56	25	1:28
14	D	PHASOOKWONG Sarawut	0	0	0	4	0	0	0	0.00	0	1	0		1	-3	10:57	13:25	8:54		33:16	26	1:16
28	F	AAROLA Kim +A	0	0	0	0	18	20	-2	47.37	1	1	0		2	-3	10:50	13:02	10:50		34:42	30	1:09
61	F	ISAKSSON Jan	0	0	0	0	0	0	0	0.00	1	0	1		2	-4	10:05	9:33	10:31		30:09	28	1:04
4	F	SUKWIBOON Rakchai	0	0	0	0	0	0	0	0.00	0	0	2		2	0	2:57	1:05	3:12		7:14	9	0:48
11	F	FORSTNER Patrick	0	0	0	0	9	12	-3	42.86	0	0	0		0	-5	9:23	6:08	8:35		24:06	25	0:57
12	D	WATTHANA Sarawut	0	0	0	0	0	0	0	0.00	0	0	0		0	-2	7:37	2:36	4:08		14:21	17	0:50
19	F	PHUANGROT Thatsanai	0	0	0	0	1	0	1	100.00	0	1	0		1	-3	8:50	9:20	6:44		24:54	24	1:02
22	D	YANNAKORNTHANAPUNT Natchayatorn	0	0	0	0	0	0	0	0.00	0	0	0		0	-3	10:04	10:30	8:04		28:38	24	1:11
10	F	KHUNRAJ Athit	0	0	0	0	0	0	0	0.00	0	0	0		0	-1	0:00	0:00	2:38		2:38	2	1:19
16	D	VATANAPANYAKUL Araya	0	0	0	0	0	0	0	0.00	0	0	0		0	-2	0:00	1:19	5:55		7:14	4	1:48
17	F	LUCKANATINAKORN Nathaphat	0	0	0	0	0	0	0	0.00	0	0	0		0	-1	0:18	0:00	0:50		1:08	2	0:34
18	F	LIMPINPHET Chanokchon	0	0	0	0	0	0	0	0.00	1	0	0		1	-3	2:35	2:14	4:39		9:28	13	0:43
24	D	TAWON Satira	0	0	0	0	0	0	0	0.00	0	0	0		0	0	0:00	0:00	2:27		2:27	3	0:49
6	F	SUTIVIJITHO Nakrit	0	0	0	0	0	0	0	0.00	0	0	0		0	0	0:00	0:00	0:00		0:00	0	0:00
7	F	HONGSWADHI Pann	0	0	0	0	0	0	0	0.00	0	0	0		0	0	0:00	0:00	0:00		0:00	0	0:00
8	D	PHASUKKIJWATANA Punn	0	0	0	0	0	0	0	0.00	0	0	0		0	0	0:00	0:00	0:30		0:30	1	0:30
15	F	SAKCHAICHAROENKUL Thanachai	0	0	0	0	0	0	0	0.00	0	0	0		0	0	0:00	0:00	0:00		0:00	0	0:00
1	GK	KLEINESCHAY Benjamin	0	0	0	0					0	0	0		0								
20	GK	VOLLENWEIDER Dominik	0	0	0	0					0	0	0		0								
Total			0	0	0	10	28	33	-5	45.90	6	5	6		17								

Team : CHN (White)

Head Coach : PEARN Perry Douglas										Shots on Goal					Time on Ice										
No.	Pos.	Name	G	A	P	PIM	FO+	FO-	FO+/-	FO%	1	2	3	OT	TS	+/-	1	2	3	OT	TOT	SHF	AVG		
11	D	ZHANG Pengfei	1	2	3	0	0	0	0	0.00	0	2	0		2	+5	7:36	7:03	2:39		17:18	23	0:45		
16	D	ZHANG Jiaqi +C	0	0	0	0	0	0	0	0.00	0	0	1		1	+2	6:51	2:42	5:07		14:40	21	0:41		
17	F	GUO Jianing	0	2	2	0	0	0	0	0.00	0	1	0		1	+3	6:19	6:06	4:21		16:46	21	0:47		
56	F	ZHANG Zesen +A	1	2	3	0	1	3	-2	25.00	2	2	1		5	+3	5:31	6:12	4:13		15:56	22	0:43		
88	F	YAN Juncheng	3	0	3	0	10	11	-1	47.62	2	1	2		5	+4	5:05	5:32	5:42		16:19	25	0:39		
23	F	LI Zhihao	0	0	0	0	0	0	0	0.00	1	1	2		4	+1	3:28	5:13	7:07		15:48	21	0:45		
41	D	HAN Yuhang +A	0	0	0	0	0	0	0	0.00	1	1	0		2	+1	7:06	6:55	4:14		18:15	22	0:49		
71	F	ZHENG Mingju	0	1	1	0	0	0	0	0.00	1	1	1		3	+2	5:20	3:59	2:29		11:48	14	0:50		
91	F	WANG Jing	2	1	3	0	5	4	1	55.56	0	3	1		4	+2	6:30	4:43	4:43		15:56	18	0:53		
92	F	HOU Yuyang	0	3	3	0	0	0	0	0.00	0	3	0		3	+3	5:25	4:26	5:20		15:11	19	0:47		
4	D	XU Lang	0	0	0	2	0	0	0	0.00	1	1	0		2	0	5:13	4:33	4:56		14:42	18	0:49		
6	D	CHEN Zimeng	0	0	0	0	0	0	0	0.00	1	0	0		1	+1	7:14	5:21	3:46		16:21	21	0:46		
7	D	ZONG Hanming	0	0	0	0	0	0	0	0.00	0	0	0		0	+2	4:08	4:29	8:35		17:12	22	0:46		
24	F	CHEN Kailin	0	0	0	0	11	5	6	68.75	0	1	1		2	0	4:18	5:09	5:36		15:03	19	0:47		
25	F	LIU Zihao	0	0	0	2	0	0	0	0.00	0	0	0		0	0	4:44	4:32	5:25		14:41	18	0:48		
8	F	ZUO Tianyou	0	1	1	0	2	3	-1	40.00	0	0	1		1	+2	5:08	8:25	5:30		19:03	20	0:57		
12	F	YU Jilong	1	0	1	0	0	0	0	0.00	2	0	3		5	+1	3:24	6:13	3:49		13:26	17	0:47		
73	D	FU Rao	0	0	0	2	0	0	0	0.00	0	2	4		6	+1	1:50	2:38	8:00		12:28	18	0:41		
93	F	LI Mingshenhao	0	1	1	2	0	0	0	0.00	1	0	0		1	+1	2:50	1:04	0:00		3:54	6	0:39		
97	F	ZHUANG Xinyu	0	0	0	2	4	2	2	66.67	0	1	0		1	0	0:00	2:45	3:45		6:30	9	0:43		
31	GK	CHEN Shifeng	0	0	0	0					0	0	0		0										
32	GK	SUN Zehao	0	0	0	0					0	0	0		0										
Total			8	13	21	10	33	28	5	54.10	12	20	17		49										

Group A

R	Team	GP	W	OTW	OTL	L	GDF	GF : GA	PTS
1	KAZ	3	3	0	0	0	+34	35 : 1	9
2	KOR	3	2	1	0	0	+17	25 : 8	8
3	JPN	3	2	0	0	1	+19	25 : 6	6
4	CHN	3	1	0	1	1	+2	14 : 12	4
5	THA	3	0	0	0	3	-27	1 : 28	0
6	TPE	3	0	0	0	3	-45	1 : 46	0

	CHN	JPN	KAZ	KOR	THA	TPE
CHN	*****	MON 10 FEB 20:00	1:6	5:6	8:0	SAT 08 FEB 20:00
JPN	MON 10 FEB 20:00	*****	SAT 08 FEB 12:00	2:5	8:1	15:0
KAZ	6:1	SAT 08 FEB 12:00	*****	MON 10 FEB 12:00	12:0	17:0
KOR	6:5	5:2	MON 10 FEB 12:00	*****	SAT 08 FEB 16:00	14:1
THA	0:8	1:8	0:12	SAT 08 FEB 16:00	*****	MON 10 FEB 16:00
TPE	SAT 08 FEB 20:00	0:15	0:17	1:14	MON 10 FEB 16:00	*****

Legend:

(G)	Goals in tournament	*	Does not count for Plus/minus	+/-	Plus/minus net	+A	Alternate Captain
+C	Captain	A	Assists	AVG	Average time on ice / shift	D	Defender
EQ	Equal strength	ET/Res	Penalty end time/Result of game	F	Forward	FO%	Face-offs won as percentage
FO+	Face-offs won	FO-	Face-offs lost	FO+/-	Face-offs net	G	Goals
GA	Goals against	GDF	Goal difference	GF	Goals for	GK	Goalkeeper
GP	Games played	L	Losses	MIP	Minutes in play (GK)	No.	Jersey number
OT	Overtime	OTL	Overtime losses	OTW	Overtime wins	P	Points
PIM	Penalties in minutes	Pos.	Position	PP1	Power play - 1 player	PPG	Power play goals
PTS	Points	R	Rank	SH1	Shorthanded - 1 player	SHF	Number of shifts
SHG	Shorthanded goals	SOG	Shots on goal	SVS	Saves	TOT	Total
TPP	Time on power play	TS	Total shots	W	Wins		



Shot Chart

射门表

THA - CHN

Shots by THA

Goals (o): 0

SSG (+): 6

SSP (-): 3

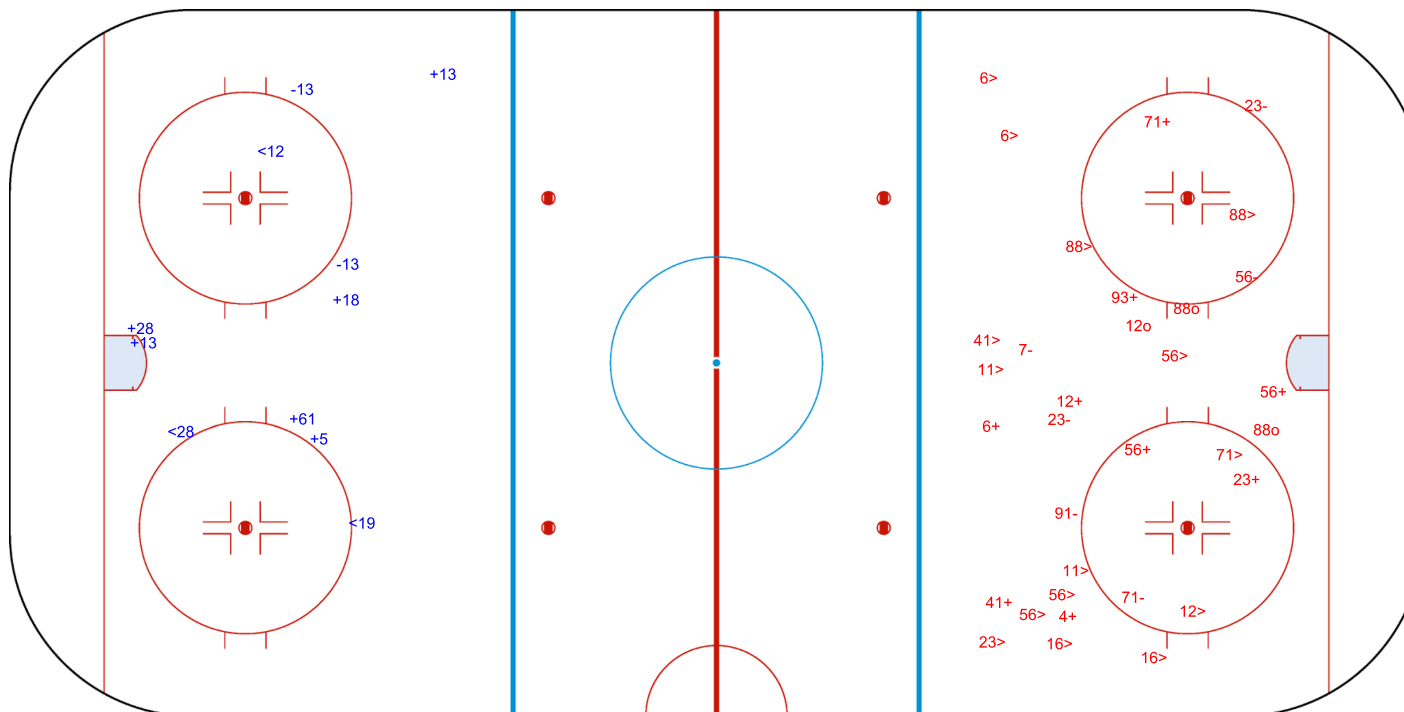
SPG (-): 2



GK 31 of CHN



1st Period




Shots by CHN

Goals (o): 3

SSG (+): 9

SSP (>): 15

SPG (-): 6



GK 1 of THA




Shots by CHN

Goals (o): 3

SSG (+): 17

SSP (<): 15

SPG (-): 5



GK 1 of THA



2nd Period



Shots by THA

Goals (o): 0

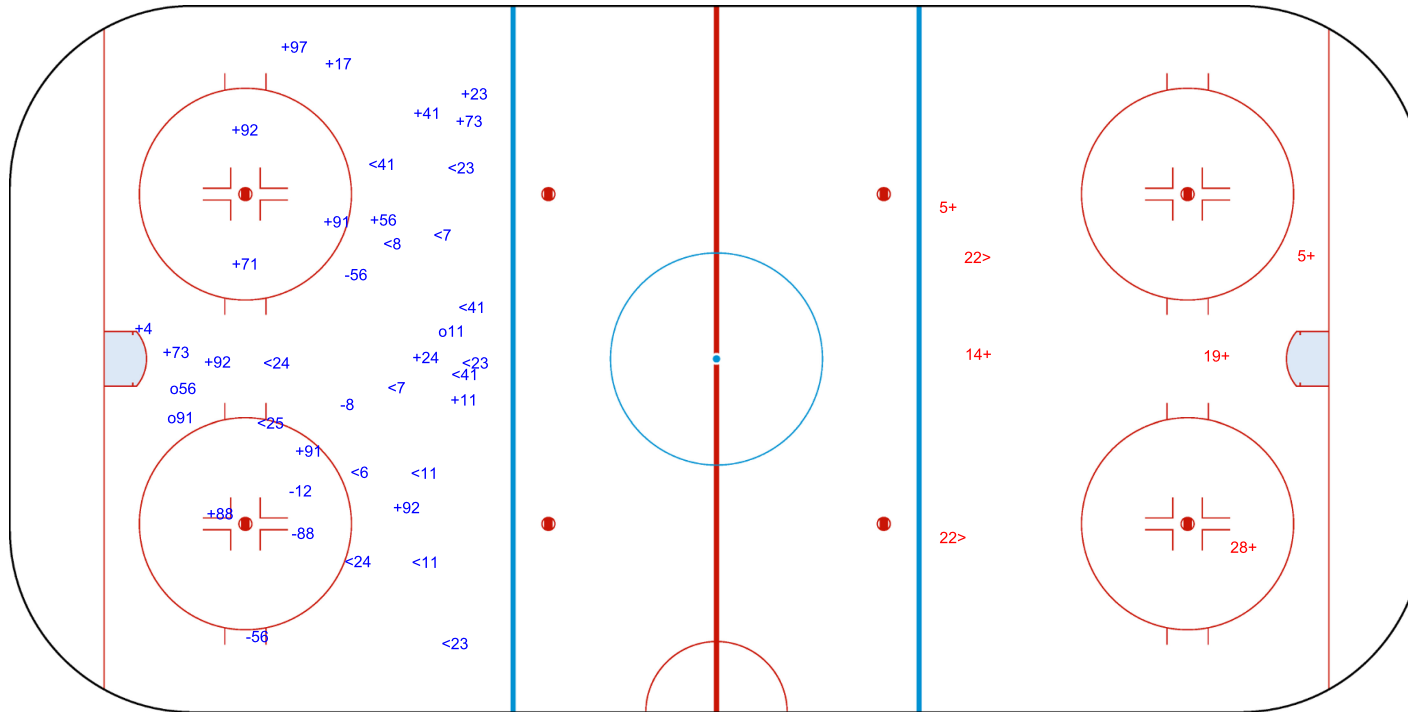
SSG (+): 5

SSP (>): 2

SPG (-): 0



GK 31 of CHN





Shots by THA

Goals (o): 0

SSG (+): 6

SSP (<): 2

SPG (-): 3



GK 31 of CHN



3rd Period




Shots by CHN

Goals (o): 2

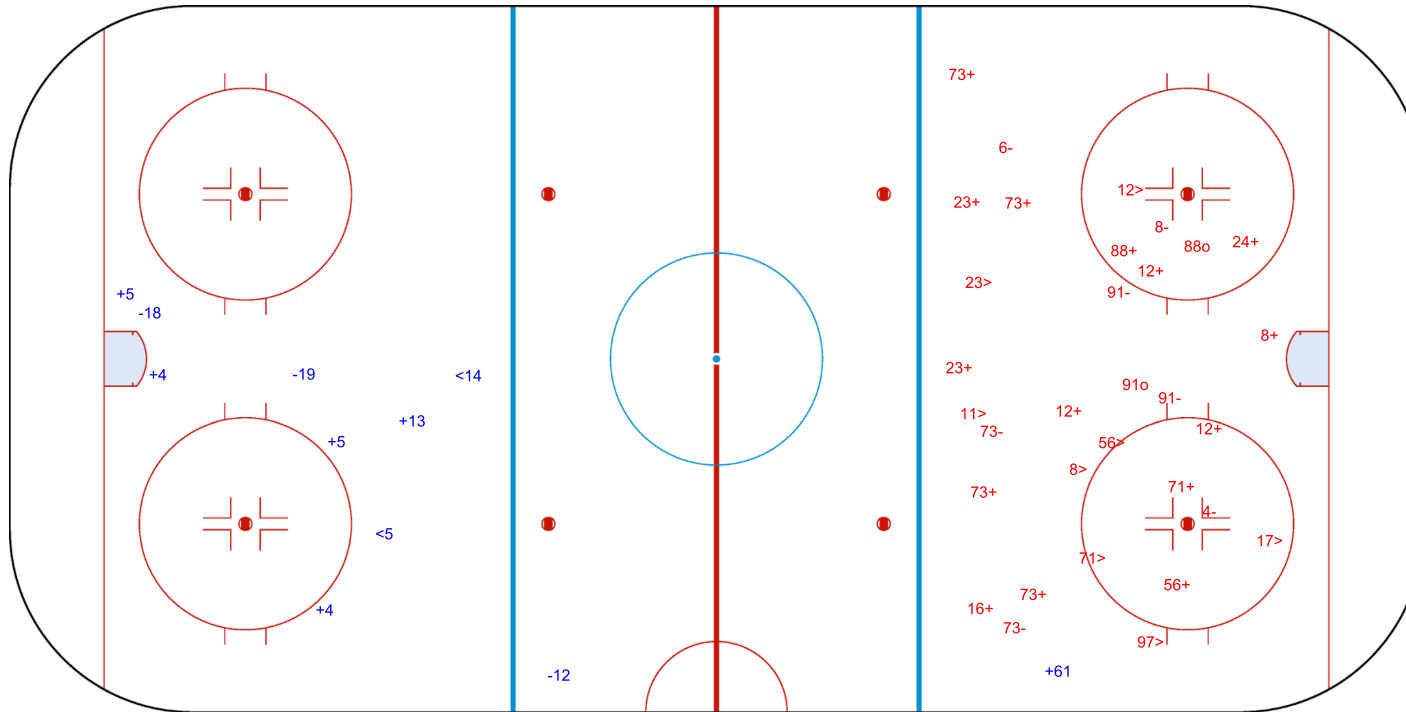
SSG (+): 15

SSP (>): 8

SPG (-): 7



GK 1 of THA



Legend:							
GK	Goalkeeper	SPG	Shots past goal	SSG	Shots saved by goalkeeper	SSP	Shots saved by player

Face-off Chart

争球表

THA - CHN

1st PERIOD

Total wins / period	THA		CHN		THA		CHN		Total wins all zones	
	Def. zone	Att. zone	Neutral zone		Att. zone	Def. zone				
	- 28	+ 88	+ 28	- 88	+ 11	- 8				
	- 13	+ 91	- 28	+ 88	- 28	+ 91				
	- 28	+ 24	- 28	+ 88	- 11	+ 24				
	- 11	+ 91	+ 11	- 24	+ 28	- 88				
	- 28	+ 24	- 28	+ 8	- 28	+ 88				
	+ 11	- 8	- 28	+ 88						
			+ 28	- 88						

2nd PERIOD

	THA		CHN		THA		CHN		Total wins all zones
	Def. zone	Att. zone	Neutral zone		Att. zone	Def. zone			
	- 11	+ 91	+ 28	- 88	+ 28	- 24			
	- 11	+ 8	- 28	+ 97	+ 28	- 88			
	- 11	+ 24	+ 11	- 56	+ 28	- 56			
	+ 28	- 97	+ 28	- 88					
	- 28	+ 88	+ 28	- 91					
	+ 28	- 91	- 11	+ 24					
	+ 11	- 97							
	- 28	+ 97							

3rd PERIOD

	THA		CHN		THA		CHN		Total wins all zones
	Def. zone	Att. zone	Neutral zone		Att. zone	Def. zone			
	- 28	+ 88	+ 28	- 88	+ 28	- 88			
	+ 11	- 91	+ 11	- 8	+ 28	- 88			
	+ 28	- 24	+ 11	- 88	- 28	+ 88			
	- 11	+ 97	- 11	+ 24	- 28	+ 88			
	- 28	+ 88							
	+ 19	- 24							
	- 28	+ 24							
	- 11	+ 91							
- 28	+ 24								
- 28	+ 24								
- 11	+ 56								
- 28	+ 97								
- 11	+ 24								
Total wins / period	3 / 23%	10 / 77%	3 / 75%	1 / 25%	2 / 50%	2 / 50%	8 / 38%13 / 62%		

TOTAL

Total wins / game	THA	CHN	THA	CHN	THA	CHN	Total wins all zones	
	Def. zone	Att. zone	Neutral zone		Att. zone	Def. zone		
	11 / 34%	21 / 66%	10 / 59%	7 / 41%	7 / 58%	5 / 42%	THA	CHN
							28 / 46%	33 / 54%

HEAD TO HEAD

		CHN										
THA	No.	8	24	56	88	91	97	Tot.	wins THA	Dz	Nz	Az
	11	3 - 1	2 - 6	1 - 1	1 - 0	1 - 3	1 - 1	21	9 43%	4 31%	4 67%	1 50%
	13					0 - 1		1	0 0%	0 0%		
	19		1 - 0					1	1 100%	1 100%		
	28	0 - 1	2 - 5	2 - 0	10 - 10	3 - 1	1 - 3	38	18 47%	6 35%	6 55%	6 60%
	Tot.	5	16	4	21	9	6	61	28 46%	11 34%	10 59%	7 58%
	wins CHN	2 40%	11 69%	1 25%	10 48%	5 56%	4 67%	33 54%				
	Dz	0 0%	1 50%	0 0%	3 43%	1 100%		5 42%				
	Nz	1 50%	2 67%	0 0%	3 33%	0 0%	1 100%	7 41%				
	Az	1 50%	8 73%	1 50%	4 80%	4 57%	3 60%	21 66%				

Legend:

Az Attacking zone Dz Defending zone No. Jersey number Nz Neutral zone Tot. Total face-offs played

Game Roster

比赛名单

KOR - JPN

Referees

CHUBENKO Konstantin (KAZ) , LIU Jiaqi (CHN)

Linespersons

CHI Hongda (CHN) , ISKAKOV Timur (KAZ)

Goalkeepers

Team: KOR

No.	Name	GP	MIP	GA	SVS	SOG	SVS%	GAA
31	HA Jung Ho	2	60:00	1	6	7	85.71	1.00
32	LEE Yeonseung	2	64:15	5	9	14	64.29	4.67

Team: JPN

No.	Name	GP	MIP	GA	SVS	SOG	SVS%	GAA
1	NARISAWA Yuta	0	00:00	0	0	0	0.00	0.00
29	OTSUKA Issa	2	60:00	1	12	13	92.31	1.00
30	SATO Eiki	2	60:00	0	13	13	100.00	0.00

Team Roster

Team: KOR (White)

No.	Pos.	Name	GP	G	A	PTS	PIM	+/-
3	D	LEE Seungjae	2	0	0	0	0	-1
5	D	KIM Wonjun	2	0	3	3	0	+5
6	D	OH In-Gyo	2	2	1	3	0	+5
11	F	KIM Sangyeob	2	4	1	5	0	+4
13	F	KIM Sihwan	2	0	2	2	0	+4
18	D	KONG Yuchan	2	1	4	5	2	+8
19	F	KIM Sangwook	2	4	9	13	0	+9
23	D	LEE Minjae	2	0	1	1	2	+1
24	D	KIM Donghwan	2	0	0	0	2	+2
27	F	AHN Jinhui	2	3	4	7	0	+5
31	GK	HA Jung Ho	2	0	0	0	0	
32	GK	LEE Yeonseung	2	0	0	0	0	
36	F	JEON Jung Woo	1	0	0	0	0	0
58	D	NAM Heedoo	2	1	4	5	0	+4
61	D	LIM Dongkyu	2	0	0	0	0	-1
63	F	KWON Hyeonsu	2	1	0	1	0	+1
72	F	KIM Geonwoo	2	0	1	1	0	0
77	F	LEE Chongmin	2	4	7	11	0	+9
84	F	LEE Hyun Seung	2	0	0	0	0	-1
88	F	LEE Mooyoung	2	0	0	0	0	+1
89	F	KANG Minwan	2	0	1	1	0	+4
92	F	KANG Yoon Seok	2	0	1	1	0	-1

Head Coach: KIM Woo Jae

Team: JPN (Black)

No.	Pos.	Name	GP	G	A	PTS	PIM	+/-
1	GK	NARISAWA Yuta	0	0	0	0	0	
2	D	HAYATA Seiya	2	0	0	0	2	+5
4	D	YONEYAMA Koki	2	3	2	5	0	+7
5	D	HALLIDAY Jiei	2	1	2	3	0	+7
6	D	YAMADA Kotaro	2	2	0	2	0	+4
7	F	TSUTSUMI Kotaro	2	0	1	1	0	+2
8	D	ISHIDA Riku	2	0	0	0	0	+3
9	F	TAKAGI Kenta	2	1	0	1	0	+2
10	F	KOBAYASHI Toi	2	0	4	4	0	+4
11	F	OTSU Kosuke	2	1	4	5	0	+7
12	D	SATO Hiroto	2	0	3	3	2	+7
13	F	OKUBO Masato	2	2	0	2	0	+5
14	F	OSAWA Yuto	2	0	2	2	4	+5
15	F	IRIKURA Taiga	2	1	6	7	0	+7
16	F	HITOSATO Shigeki	2	2	5	7	2	+7
18	F	FURUHASHI Makuru	2	2	0	2	2	+3
19	F	NAKAJIMA Shogo	0	0	0	0	0	0
20	D	OTSU Yusei	2	0	4	4	0	+5
21	F	SUZUKI Kento	2	4	1	5	0	+7
25	F	ISOGAI Sota	2	3	4	7	2	+8
27	D	LAWLOR Kazuki	2	1	2	3	0	+4
29	GK	OTSUKA Issa	2	0	0	0	0	
30	GK	SATO Eiki	2	0	0	0	0	

Head Coach: SKALDE Jarrod

Legend:

+/-	Plus/minus net	A	Assists	D	Defender	F	Forward
G	Goals	GA	Goals against	GAA	Goals against as average per 60 minutes	GK	Goalkeeper
GP	Games played	MIP	Minutes and seconds played	No.	Jersey number	PIM	Penalties in minutes
Pos.	Position	PTS	Points	SOG	Shots on goal	SVS	Saves
SVS%	Saves in percentage						

Line-Ups 阵容

KOR - JPN

Referees

CHUBENKO Konstantin (KAZ), LIU Jiaqi (CHN)

Linespersons

CHI Hongda (CHN), ISKAKOV Timur (KAZ)

Goalkeepers

Team: KOR

No.	Name
31	HA Jung Ho
32	LEE Yeonseung

Team: JPN

No.	Name
1	NARISAWA Yuta
30	SATO Eiki

Team Line-ups

Team: KOR (White)

No.	Pos.	Name
5	D	KIM Wonjun
58	D	NAM Heedoo
19	F	KIM Sangwook +C
27	F	AHN Jinhui +A
77	F	LEE Chongmin +A
3	D	LEE Seungjae
61	D	LIM Dongkyu
72	F	KIM Geonwoo
84	F	LEE Hyun Seung
92	F	KANG Yoon Seok
6	D	OH In-Gyo
18	D	KONG Yuchan
11	F	KIM Sangyeob
13	F	KIM Sihwan
89	F	KANG Minwan
23	D	LEE Minjae
24	D	KIM Donghwan
36	F	JEON Jung Woo
63	F	KWON Hyeonsu
88	F	LEE Mooyoung

Head Coach: KIM Woo Jae

Team: JPN (Black)

No.	Pos.	Name
8	D	ISHIDA Riku +C
20	D	OTSU Yusei
15	F	IRIKURA Taiga +A
21	F	SUZUKI Kento
25	F	ISOGAI Sota
2	D	HAYATA Seiya
4	D	YONEYAMA Koki
9	F	TAKAGI Kenta
10	F	KOBAYASHI Toi
16	F	HITOSATO Shigeki
5	D	HALLIDAY Jiei +A
12	D	SATO Hiroto
11	F	OTSU Kosuke
14	F	OSAWA Yuto
18	F	FURUHASHI Makuru
6	D	YAMADA Kotaro
27	D	LAWLOR Kazuki
7	F	TSUTSUMI Kotaro
13	F	OKUBO Masato

Head Coach: SKALDE Jarrod

NOT DRESSED:

19 F NAKAJIMA Shogo
29 GK OTSUKA Issa

Legend:

+A	Alternate Captain	+C	Captain	D	Defender	F	Forward
No.	Jersey number	Pos.	Position				

Graphical Line-ups

阵容图

KOR - JPN

Referees

CHUBENKO Konstantin (KAZ) , LIU Jiaqi (CHN)

Linespersons

CHI Hongda (CHN) , ISKAKOV Timur (KAZ)

Team: KOR - Republic of Korea (White)

Head Coach: KIM Woo Jae

S1 32 LEE Yeonseung		31 HA Jung Ho	
S5 27 AHN Jinhui +A	S4 19 KIM Sangwook +C	S6 77 LEE Chongmin +A	
S2 5 KIM Wonjun		S3 58 NAM Heedoo	
92 KANG Yoon Seok		84 LEE Hyun Seung	
61 LIM Dongkyu		72 KIM Geonwoo	
3 LEE Seungjae		89 KANG Minwan	
13 KIM Sihwan		11 KIM Sangyeob	
6 OH In-Gyo		18 KONG Yuchan	
63 KWON Hyeonsu		36 JEON Jung Woo	
88 LEE Mooyoung		23 LEE Minjae	
24 KIM Donghwan			

Team: JPN - Japan (Black)

Head Coach: SKALDE Jarrod

S1 1 NARISAWA Yuta		30 SATO Eiki	
S6 25 ISOGAI Sota	S4 15 IRIKURA Taiga +A	S5 21 SUZUKI Kento	
S3 20 OTSU Yusei		S2 8 ISHIDA Riku +C	
16 HITOSATO Shigeki		10 KOBAYASHI Toi	
9 TAKAGI Kenta		2 HAYATA Seiya	
4 YONEYAMA Koki		18 FURUHASHI Makuru	
14 OSAWA Yuto		11 OTSU Kosuke	
12 SATO Hiroto		5 HALLIDAY Jiei +A	
7 TSUTSUMI Kotaro		13 OKUBO Masato	
6 YAMADA Kotaro		27 LAWLOR Kazuki	

Legend:

+A Alternate Captain

+C Captain

Sn

Starting position

Timing & Results provided by BORNAN



Game Summary
比赛总结

KOR - JPN 5 - 2 (1 - 1, 3 - 1, 1 - 0)

Spectators	Referees	Linespersons
1044	CHUBENKO Konstantin (KAZ) , LIU Jiaqi (CHN)	CHI Hongda (CHN) , ISKAKOV Timur (KAZ)

Team Statistics

Period	Score	SVS	SOG	PIM	TPP	PPG	SHG
1	1 : 1	9 : 7	8 : 10	4 : 0	00:00 : 03:14	0 : 1	0 : 0
2	3 : 1	9 : 10	13 : 10	0 : 0	00:00 : 00:00	0 : 0	0 : 0
3	1 : 0	11 : 7	8 : 11	2 : 4	04:00 : 02:00	0 : 0	0 : 0
Total	5 : 2	29 : 24	29 : 31	6 : 4	04:00 : 05:14	0 : 1	0 : 0

1st Period

Action	Time	ET/Res	Team	Type	No.	Name	(G)	Name of Assistant(s) / Action Description
GK	00:00		KOR		32	LEE Yeonseung		- Goalkeeper in
GK	00:00		JPN		1	NARISAWA Yuta		- Goalkeeper in
Penalty	01:11	02:25	KOR	2 min.	3	LEE Seungjae		- Holding an opponent
Goal	02:25	0 : 1	JPN	PP1	13	OKUBO Masato	(3)	10 KOBAYASHI T On Ice KOR 32 6 24 72 84 12 SATO Hiroto JPN 1 10 12 13 14 18 *
Goal	06:06	1 : 1	KOR	EQ	77	LEE Chongmin	(5)	27 AHN Jinhui On Ice KOR 32 6 18 19 27 77 19 KIM Sangwook JPN 1 5 7 9 12 15
Penalty	12:32	14:32	KOR	2 min.	-	Team penalty		- Too Many Players / Served by: 77 LEE Chongmin

2nd Period

Action	Time	ET/Res	Team	Type	No.	Name	(G)	Name of Assistant(s) / Action Description
Goal	20:27	2 : 1	KOR	EQ	19	KIM Sangwook	(5)	27 AHN Jinhui On Ice KOR 32 5 19 27 58 77 77 LEE Chongmin JPN 1 8 15 20 21 25
Goal	21:57	2 : 2	JPN	EQ	15	IRIKURA Taiga	(2)	21 SUZUKI Kento On Ice KOR 32 5 36 58 63 88 25 ISOGAI Sota JPN 1 5 12 15 21 25
Goal	27:24	3 : 2	KOR	EQ	11	KIM Sangyeob	(5)	84 LEE Hyun Seung On Ice KOR 32 3 11 61 84 89 3 LEE Seungjae JPN 1 2 11 12 14 18
Goal	36:41	4 : 2	KOR	EQ	19	KIM Sangwook	(6)	3 LEE Seungjae On Ice KOR 32 3 19 27 61 77 77 LEE Chongmin JPN 1 8 15 20 21 25

3rd Period

Action	Time	ET/Res	Team	Type	No.	Name	(G)	Name of Assistant(s) / Action Description
Penalty	42:26	44:26	JPN	2 min.	14	OSAWA Yuto		- Holding an opponent
Penalty	53:43	55:43	KOR	2 min.	13	KIM Sihwan		- Illegal Check to the Head or Neck
Penalty	56:28	58:28	JPN	2 min.	8	ISHIDA Riku		- Cross-Checking
Goal	58:32	5 : 2	KOR	EQ	92	KANG Yoon Seok	(1)	6 OH In-Gyo On Ice KOR 32 6 27 58 77 92 77 LEE Chongmin JPN 1 4 8 9 12 14
GK	60:00		KOR					32 LEE Yeonseung - Goalkeeper out
GK	60:00		JPN					1 NARISAWA Yuta - Goalkeeper out

Goalkeeper Records

Team : KOR - Republic of Korea

No.	Name	SOG	SVS	MIP
32	LEE Yeonseung	31	29	60:00
31	HA Jung Ho			

Team : JPN - Japan

No.	Name	SOG	SVS	MIP
1	NARISAWA Yuta	29	24	60:00
30	SATO Eiki			

Game Statistics

Team : KOR (White)																								
Head Coach : KIM Woo Jae										Shots on Goal					Time on Ice									
No.	Pos.	Name	G	A	P	PIM	FO+	FO-	FO+/-	FO%	1	2	3	OT	TS	+/-	1	2	3	OT	TOT	SHF	AVG	
5	D	KIM Wonjun	0	0	0	0	0	0	0	0.00	0	0	0	0	0	0	6:03	4:03	3:04		13:10	17	0:46	

Timing & Results provided by BORNAN



Harbin Sport University Student Skating Hall

哈尔滨体育学院大学生滑冰馆

Ice Hockey

冰球

Men
男子



FRI 7 FEB 2025

Start Time 12:30
End Time 14:34

Preliminary round - Group A, Game 17

小组赛轮次 - A 组, 比赛 17

Head Coach : KIM Woo Jae										Shots on Goal					Time on Ice									
No.	Pos.	Name	G	A	P	PIM	FO+	FO-	FO+/-	FO%	1	2	3	OT	TS	+/-	1	2	3	OT	TOT	SHF	AVG	
19	F	KIM Sangwook +C	2	1	3	0	9	4	5	69.23	1	2	0		3	+3	6:21	5:42	7:48		19:51	24	0:49	
27	F	AHN Jinhui +A	0	2	2	0	0	0	0	0.00	0	2	0		2	+4	6:04	6:08	7:54		20:06	23	0:52	
58	D	NAM Heedoo	0	0	0	0	0	0	0	0.00	2	0	1		3	+1	6:09	7:03	6:44		19:56	25	0:47	
77	F	LEE Chongmin +A	1	3	4	0	1	1	0	50.00	1	1	2		4	+4	5:57	6:01	8:09		20:07	23	0:52	
3	D	LEE Seungjae	0	2	2	2	0	0	0	0.00	0	2	0		2	+2	5:22	6:26	6:04		17:52	22	0:48	
61	D	LIM Dongkyu	0	0	0	0	0	0	0	0.00	0	0	0		0	+2	2:23	5:12	5:43		13:18	18	0:44	
72	F	KIM Geonwoo	0	0	0	0	0	0	0	0.00	1	1	0		2	0	5:48	7:38	4:32		17:58	22	0:49	
84	F	LEE Hyun Seung	0	1	1	0	8	4	4	66.67	0	2	1		3	+1	3:58	7:05	4:24		15:27	18	0:51	
92	F	KANG Yoon Seok	1	0	1	0	0	0	0	0.00	1	0	2		3	+1	4:27	8:09	5:47		18:23	20	0:55	
6	D	OH In-Gyo	0	1	1	0	0	0	0	0.00	0	0	2		2	+2	7:19	6:38	7:21		21:18	25	0:51	
11	F	KIM Sangyeob	1	0	1	0	1	0	1	100.00	0	2	0		2	+1	5:37	6:34	4:57		17:08	21	0:48	
13	F	KIM Sihwan	0	0	0	2	7	3	4	70.00	1	0	0		1	0	4:25	5:41	4:58		15:04	22	0:41	
18	D	KONG Yuchan	0	0	0	0	0	0	0	0.00	0	0	0		0	+1	4:13	6:48	7:20		18:21	21	0:52	
89	F	KANG Minwan	0	0	0	0	0	0	0	0.00	1	1	0		2	+1	5:24	5:01	4:56		15:21	22	0:41	
23	D	LEE Minjae	0	0	0	0	0	0	0	0.00	0	0	0		0	0	4:45	3:50	1:32		10:07	14	0:43	
24	D	KIM Donghwan	0	0	0	0	0	0	0	0.00	0	0	0		0	0	3:46	0:00	0:00		3:46	6	0:37	
36	F	JEON Jung Woo	0	0	0	0	4	4	0	50.00	0	0	0		0	-1	4:15	0:17	2:51		7:23	14	0:31	
63	F	KWON Hyeonsu	0	0	0	0	0	0	0	0.00	0	0	0		0	-1	2:00	1:29	1:47		5:16	9	0:35	
88	F	LEE Mooyoung	0	0	0	0	0	0	0	0.00	0	0	0		0	-1	2:30	0:15	2:09		4:54	10	0:29	
31	GK	HA Jung Ho	0	0	0	0					0	0	0		0									
32	GK	LEE Yeonseung	0	0	0	0					0	0	0		0									
Total			5	10	15	4	30	16	14	65.22	8	13	8		29									

Team : JPN (Black)

Head Coach : SKALDE Jarrod										Shots on Goal						Time on Ice								
No.	Pos.	Name	G	A	P	PIM	FO+	FO-	FO+/-	FO%	1	2	3	OT	TS	+/-	1	2	3	OT	TOT	SHF	AVG	
8	D	ISHIDA Riku +C	0	0	0	2	0	0	0	0.00	0	0	1		1	-3	6:03	5:13	5:30		16:46	21	0:47	
15	F	IRIKURA Taiga +A	1	0	1	0	9	13	-4	40.91	1	1	1		3	-2	6:43	5:17	8:28		20:28	26	0:47	
20	D	OTSU Yusei	0	0	0	0	0	0	0	0.00	0	0	0		0	-2	4:09	4:41	4:00		12:50	17	0:45	
21	F	SUZUKI Kento	0	1	1	0	0	0	0	0.00	0	1	1		2	-1	5:14	5:42	7:26		18:22	24	0:45	
25	F	ISOGAI Sota	0	1	1	0	0	0	0	0.00	3	0	0		3	-1	6:41	5:53	8:04		20:38	25	0:49	
2	D	HAYATA Seiya	0	0	0	0	0	0	0	0.00	0	0	0		0	-1	5:19	7:19	4:51		17:29	20	0:52	
4	D	YONEYAMA Koki	0	0	0	0	0	0	0	0.00	0	0	3		3	-1	4:52	5:19	6:37		16:48	19	0:53	
9	F	TAKAGI Kenta	0	0	0	0	0	0	0	0.00	0	2	0		2	-2	7:15	8:50	7:32		23:37	25	0:56	
10	F	KOBAYASHI Toi	0	1	1	0	2	8	-6	20.00	0	1	0		1	0	7:28	6:09	5:19		18:56	21	0:54	
16	F	HITOSATO Shigeki	0	0	0	0	0	0	0	0.00	0	0	0		0	0	6:23	6:33	0:48		13:44	19	0:43	
5	D	HALLIDAY Jiei +A	0	0	0	0	0	0	0	0.00	0	2	0		2	0	4:00	3:53	4:09		12:02	15	0:48	
11	F	OTSU Kosuke	0	0	0	0	0	0	0	0.00	1	0	0		1	-1	5:35	5:00	4:02		14:37	19	0:46	
12	D	SATO Hiroto	0	1	1	0	0	0	0	0.00	1	0	2		3	-2	5:07	4:23	6:03		15:33	18	0:51	
14	F	OSAWA Yuto	0	0	0	2	4	7	-3	36.36	0	0	0		0	-2	6:44	5:41	6:14		18:39	24	0:46	
18	F	FURUHASHI Makuru	0	0	0	0	0	0	0	0.00	0	1	0		1	-1	6:35	6:37	1:36		14:48	16	0:55	
6	D	YAMADA Kotaro	0	0	0	0	0	0	0	0.00	1	0	0		1	0	3:39	5:16	3:30		12:25	16	0:46	
7	F	TSUTSUMI Kotaro	0	0	0	0	0	0	0	0.00	1	0	1		2	-1	1:41	1:25	3:06		6:12	11	0:33	
13	F	OKUBO Masato	1	0	1	0	1	2	-1	33.33	2	0	1		3	0	3:11	2:53	5:09		11:13	15	0:44	
27	D	LAWLOR Kazuki	0	0	0	0	0	0	0	0.00	0	2	1		3	0	3:24	3:56	3:36		10:56	16	0:41	
1	GK	NARISAWA Yuta	0	0	0	0					0	0	0		0									
30	GK	SATO Eiki	0	0	0	0					0	0	0		0									
Total			2	4	6	4	16	30	-14	34.78	10	10	11		31									

Group A

R	Team	GP	W	OTW	OTL	L	GDF	GF : GA	PTS
1	KAZ	3	3	0	0	0	+34	35 : 1	9
2	KOR	3	2	1	0	0	+17	25 : 8	8
3	JPN	3	2	0	0	1	+19	25 : 6	6
4	CHN	2	0	0	1	1	-6	6 : 12	1
5	THA	2	0	0	0	2	-19	1 : 20	0
6	TPE	3	0	0	0	3	-45	1 : 46	0

	CHN	JPN	KAZ	KOR	THA	TPE
CHN	*****	MON 10 FEB 20:00	1:6	5:6	FRI 07 FEB 12:30	SAT 08 FEB 20:00
JPN	MON 10 FEB 20:00	*****	SAT 08 FEB 12:00	2:5	8:1	15:0
KAZ	6:1	SAT 08 FEB 12:00	*****	MON 10 FEB 12:00	12:0	17:0
KOR	6:5	5:2	MON 10 FEB 12:00	*****	SAT 08 FEB 16:00	14:1
THA	FRI 07 FEB 12:30	1:8	0:12	SAT 08 FEB 16:00	*****	MON 10 FEB 16:00
TPE	SAT 08 FEB 20:00	0:15	0:17	1:14	MON 10 FEB 16:00	*****

Legend:

(G)	Goals in tournament	*	Does not count for Plus/minus	+/-	Plus/minus net	+A	Alternate Captain
+C	Captain	A	Assists	AVG	Average time on ice / shift	D	Defender
EQ	Equal strength	ET/Res	Penalty end time/Result of game	F	Forward	FO%	Face-offs won as percentage
FO+	Face-offs won	FO-	Face-offs lost	FO+/-	Face-offs net	G	Goals
GA	Goals against	GDF	Goal difference	GF	Goals for	GK	Goalkeeper
GP	Games played	L	Losses	MIP	Minutes in play (GK)	No.	Jersey number
OT	Overtime	OTL	Overtime losses	OTW	Overtime wins	P	Points
PIM	Penalties in minutes	Pos.	Position	PP1	Power play - 1 player	PPG	Power play goals
PTS	Points	R	Rank	SHF	Number of shifts	SHG	Shorthanded goals
SOG	Shots on goal	SVS	Saves	TOT	Total	TPP	Time on power play
TS	Total shots	W	Wins				

Shot Chart

射门表

KOR - JPN

Shots by KOR

Goals (o): 1 SSG (+): 7
SSP (<): 2 SPG (-): 7

o77

GK 1 of JPN



1st Period

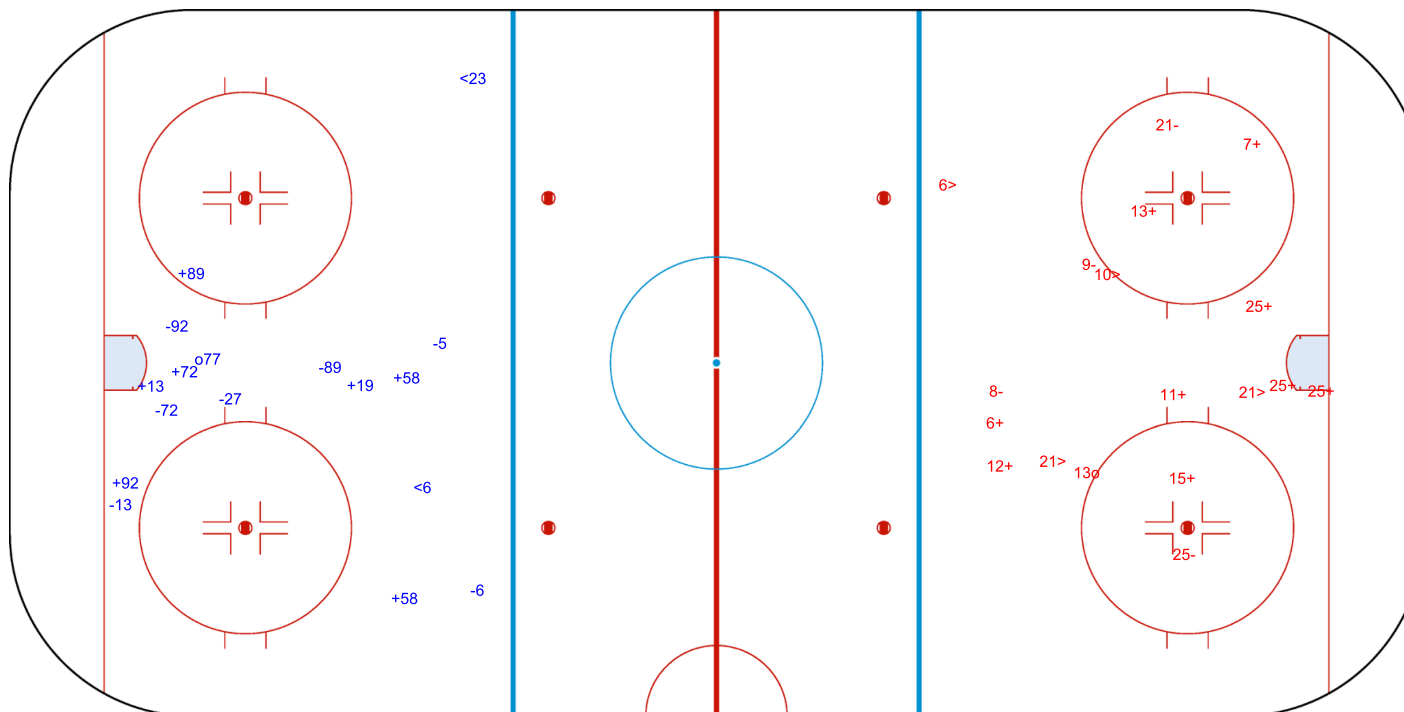


Shots by JPN

Goals (o): 1 SSG (+): 9
SSP (>): 4 SPG (-): 4

o13

GK 32 of KOR





Shots by JPN

Goals (o): 1

SSG (+): 9

SSP (<): 5

SPG (-): 0



GK 32 of KOR



2nd Period



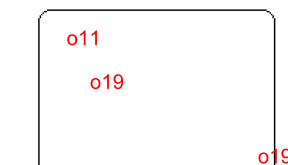
Shots by KOR

Goals (o): 3

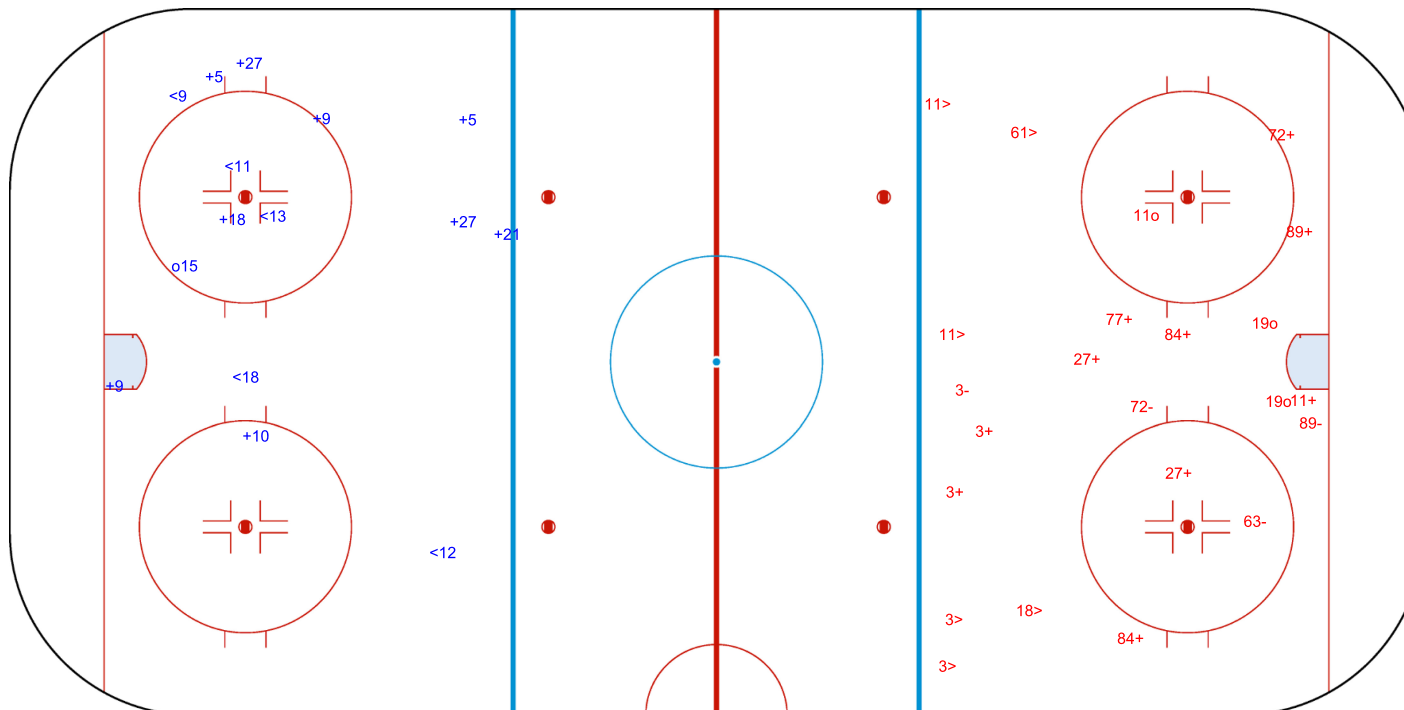
SSG (+): 10

SSP (>): 6

SPG (-): 4



GK 1 of JPN





Shots by KOR

Goals (o): 1

SSG (+): 7

SSP (<): 5

SPG (-): 1



GK 1 of JPN



3rd Period




Shots by JPN

Goals (o): 0

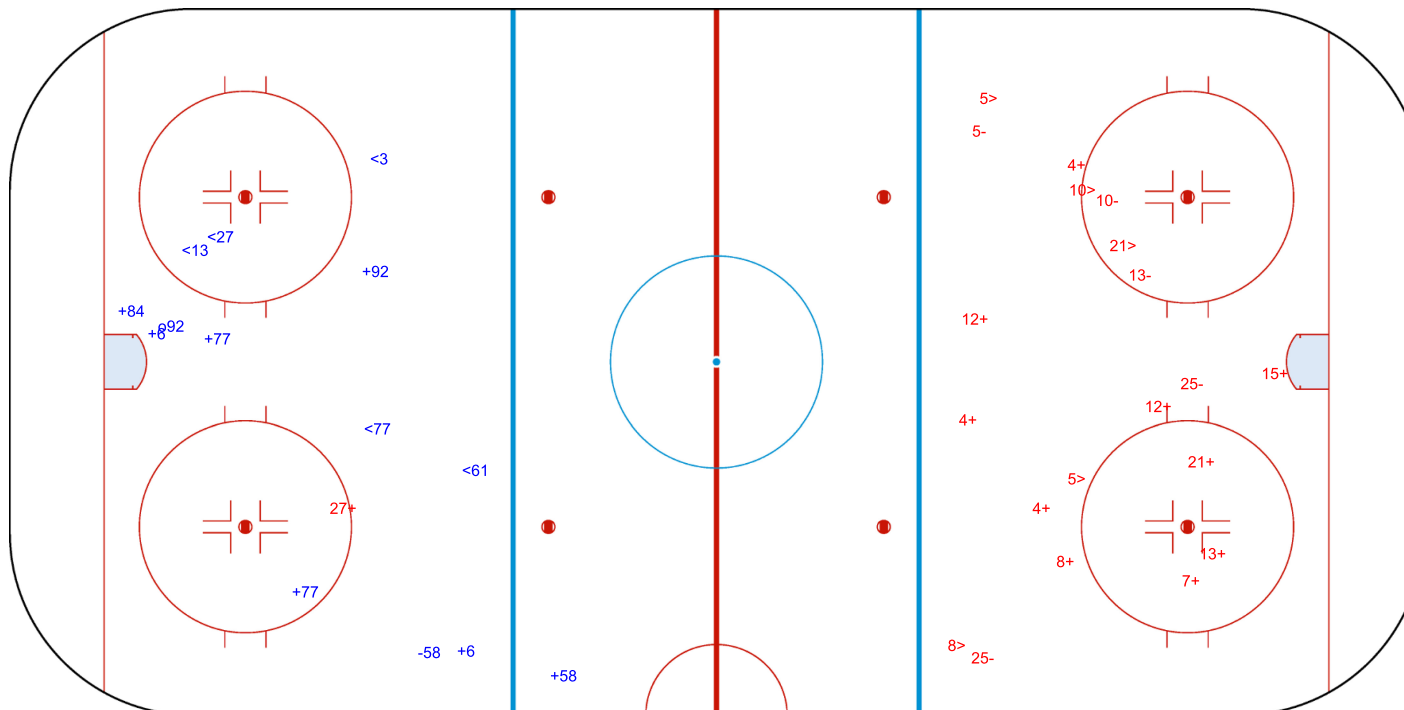
SSG (+): 11

SSP (>): 5

SPG (-): 5



GK 32 of KOR



Legend:

GK

Goalkeeper

SPG

Shots past goal

SSG

Shots saved by goalkeeper

SSP

Shots saved by player

Timing & Results provided by BORNAN

Face-off Chart

争球表

KOR - JPN

1st PERIOD

	KOR		JPN		KOR		JPN		KOR		JPN		
	Def. zone	Att. zone	Def. zone	Att. zone	Neutral zone		Def. zone	Att. zone	Att. zone	Def. zone	Att. zone	Def. zone	
	- 36	+ 15			+ 19	- 15			+ 77	- 14			
	+ 84	- 14			- 19	+ 14			+ 19	- 13			
	+ 19	- 15			- 36	+ 15			+ 13	- 10			
	+ 19	- 10							- 77	+ 14			
	- 84	+ 15											
	+ 84	- 15											
	+ 36	- 14											
	+ 13	- 10											
Total wins / period	6 / 75%	2 / 25%			1 / 33%	2 / 67%			3 / 75%	1 / 25%			
Total wins all zones													
	KOR		JPN										
	10 / 67%		5 / 33%										

2nd PERIOD

	KOR		JPN		KOR		JPN		KOR		JPN		
	Def. zone	Att. zone	Def. zone	Att. zone	Neutral zone		Def. zone	Att. zone	Att. zone	Def. zone	Att. zone	Def. zone	
	+ 13	- 15			- 19	+ 15			+ 84	- 15			
	+ 36	- 15			+ 84	- 10			- 84	+ 14			
	- 36	+ 13			- 19	+ 15							
	+ 19	- 14			+ 84	- 15							
	+ 13	- 10			+ 84	- 10							
	- 13	+ 15			- 19	+ 15							
	+ 13	- 10			+ 13	- 10							
					- 13	+ 10							
Total wins / period	5 / 71%	2 / 29%			4 / 50%	4 / 50%			1 / 50%	1 / 50%			
Total wins all zones													
	KOR		JPN										
	10 / 59%		7 / 41%										

3rd PERIOD

	KOR		JPN		KOR		JPN		KOR		JPN		
	Def. zone	Att. zone	Def. zone	Att. zone	Neutral zone		Def. zone	Att. zone	Att. zone	Def. zone	Att. zone	Def. zone	
	+ 19	- 15			+ 19	- 15			+ 19	- 15			
	+ 84	- 14			- 13	+ 14			- 84	+ 15			
	+ 84	- 15			+ 13	- 14			+ 11	- 14			
	+ 36	- 15			+ 19	- 15							
	- 84	+ 10			+ 36	- 13							
	- 36	+ 15											
Total wins / period	4 / 67%	2 / 33%			4 / 80%	1 / 20%			2 / 67%	1 / 33%			
Total wins all zones													
	KOR		JPN										
	10 / 71%		4 / 29%										

TOTAL

	KOR		JPN		KOR		JPN		KOR		JPN		
	Def. zone	Att. zone	Def. zone	Att. zone	Neutral zone		Def. zone	Att. zone	Att. zone	Def. zone	Att. zone	Def. zone	
Total wins / game	15 / 71%	6 / 29%			9 / 56%	7 / 44%			6 / 67%	3 / 33%			
Total wins all zones													
	KOR		JPN										
	30 / 65%		16 / 35%										

HEAD TO HEAD

		JPN								
No.		10	13	14	15	Tot.	wins KOR	Dz	Nz	Az
KOR	11			1 - 0		1	1 100%			1 100%
	13	5 - 1		1 - 1	1 - 1	10	7 70%	4 80%	2 50%	1 100%
	19	1 - 0	1 - 0	1 - 1	6 - 3	13	9 69%	4 100%	3 43%	2 100%
	36		1 - 1	1 - 0	2 - 3	8	4 50%	3 50%	1 50%	
	77			1 - 1		2	1 50%			1 50%
	84	2 - 1		2 - 1	4 - 2	12	8 67%	4 67%	3 100%	1 33%
Tot.		10	3	11	22	46	30 65%	15 71%	9 56%	6 67%
wins JPN		2 20%	1 33%	4 36%	9 41%	16 35%				
Dz		0 0%	0 0%	2 50%	1 33%	3 33%				
Nz		1 25%	0 0%	2 67%	4 50%	7 44%				
Az		1 20%	1 100%	0 0%	4 36%	6 29%				

Legend:

Az Attacking zone Dz Defending zone No. Jersey number Nz Neutral zone Tot. Total face-offs played

Timing & Results provided by BORNAN



Game Roster

比赛名单

JPN - KAZ

Referees

CHAE Young Jin (KOR) , WANG Gongbo (CHN)

Linespersons

FU Dahe (CHN) , SU Wonil (KOR)

Goalkeepers

Team: JPN

No.	Name	GP	MIP	GA	SVS	SOG	SVS%	GAA
1	NARISAWA Yuta	1	60:00	5	24	29	82.76	5.00
29	OTSUKA Issa	2	60:00	1	12	13	92.31	1.00
30	SATO Eiki	3	60:00	0	13	13	100.00	0.00

Team Roster

Team: JPN (White)

No.	Pos.	Name	GP	G	A	PTS	PIM	+/-
1	GK	NARISAWA Yuta	1	0	0	0	0	
2	D	HAYATA Seiya	3	0	0	0	2	+4
4	D	YONEYAMA Koki	3	3	2	5	0	+6
5	D	HALLIDAY Jiei	3	1	2	3	0	+7
6	D	YAMADA Kotaro	3	2	0	2	0	+4
7	F	TSUTSUMI Kotaro	3	0	1	1	0	+1
8	D	ISHIDA Riku	3	0	0	0	2	0
9	F	TAKAGI Kenta	3	1	0	1	0	0
10	F	KOBAYASHI Toi	3	0	5	5	0	+4
11	F	OTSU Kosuke	3	1	4	5	0	+6
12	D	SATO Hiroto	3	0	4	4	2	+5
13	F	OKUBO Masato	3	3	0	3	0	+5
14	F	OSAWA Yuto	3	0	2	2	6	+3
15	F	IRIKURA Taiga	3	2	6	8	0	+5
16	F	HITOSATO Shigeki	3	2	5	7	2	+7
18	F	FURUHASHI Makuru	3	2	0	2	2	+2
19	F	NAKAJIMA Shogo	0	0	0	0	0	0
20	D	OTSU Yusei	3	0	4	4	0	+3
21	F	SUZUKI Kento	3	4	2	6	0	+6
25	F	ISOGAI Sota	3	3	5	8	2	+7
27	D	LAWLOR Kazuki	3	1	2	3	0	+4
29	GK	OTSUKA Issa	2	0	0	0	0	
30	GK	SATO Eiki	3	0	0	0	0	

Head Coach: SKALDE Jarrod

Team: KAZ

No.	Name	GP	MIP	GA	SVS	SOG	SVS%	GAA
1	AMIRBEKOV Jelal-Ad-Din	2	31:07	0	5	5	100.00	0.00
20	SHUTOV Andrey	2	120:00	1	12	13	92.31	0.50
30	PAVLENKO Maxim	2	28:53	0	4	4	100.00	0.00

Team: KAZ (Blue)

No.	Pos.	Name	GP	G	A	PTS	PIM	+/-
1	GK	AMIRBEKOV Jelal-Ad-Din	2	0	0	0	0	
2	D	BREUS Dmitriy	3	1	3	4	0	+11
3	D	GAITAMIROV Tamirlan	3	1	1	2	4	+10
6	F	BUYALSKIY Andrey	3	2	3	5	0	+6
7	D	DANIYAR Samat	3	1	7	8	0	+9
8	F	OSPANOV Ruslan	3	3	0	3	0	+5
9	D	BUTENKO Danil	3	0	2	2	0	+4
14	F	OMIRBEKOV Alikhan	3	3	4	7	0	+10
15	D	KOROLYOV Artyom	3	1	1	2	2	+6
16	F	BORISSEVICH Alexandr	3	1	4	5	2	+7
17	F	STARCHENKO Roman	3	2	5	7	0	+10
18	F	RYMAREV Yevgeniy	3	3	4	7	0	+10
19	F	GRENTS Dmitriy	3	2	0	2	0	+4
20	GK	SHUTOV Andrey	2	0	0	0	0	
21	F	KOLESNIKOV Vyacheslav	3	3	1	4	0	+7
22	F	PANYUKOV Kirill	3	4	5	9	0	+8
23	F	CHAPOROV Denis	3	1	4	5	2	+7
24	F	SAVITSKIY Kirill	3	1	6	7	0	+8
25	D	STEPANENKO Ivan	3	1	3	4	0	+5
26	D	MIKHAILOV Eduard	3	0	2	2	0	+6
27	F	LIKHOTNIKOV Artem	3	3	8	11	0	+12
28	D	BEKETAYEV Adil	3	2	4	6	0	+9
30	GK	PAVLENKO Maxim	2	0	0	0	0	

Head Coach: BOLYAKIN Oleg

Legend:

+/-	Plus/minus net	A	Assists	D	Defender	F	Forward
G	Goals	GA	Goals against	GAA	Goals against as average per 60 minutes	GK	Goalkeeper
GP	Games played	MIP	Minutes and seconds played	No.	Jersey number	PIM	Penalties in minutes
Pos.	Position	PTS	Points	SOG	Shots on goal	SVS	Saves
SVS%	Saves in percentage						

Line-Ups

阵容

JPN - KAZ

Referees

CHAE Young Jin (KOR), WANG Gongbo (CHN)

Linespersons

FU Dahe (CHN), SU Wonil (KOR)

Goalkeepers

Team: JPN

No.	Name
1	NARISAWA Yuta
30	SATO Eiki

Team Line-ups

Team: JPN (White)

No.	Pos.	Name
2	D	HAYATA Seiya
4	D	YONEYAMA Koki
15	F	IRIKURA Taiga +A
21	F	SUZUKI Kento
25	F	ISOGAI Sota
8	D	ISHIDA Riku +C
20	D	OTSU Yusei
9	F	TAKAGI Kenta
11	F	OTSU Kosuke
14	F	OSAWA Yuto
5	D	HALLIDAY Jiei +A
12	D	SATO Hiroto
7	F	TSUTSUMI Kotaro
10	F	KOBAYASHI Toi
13	F	OKUBO Masato
6	D	YAMADA Kotaro
27	D	LAWLOR Kazuki
16	F	HITOSATO Shigeki
18	F	FURUHASHI Makuru

Head Coach: SKALDE Jarrod

NOT DRESSED:

19 F NAKAJIMA Shogo
29 GK OTSUKA Issa

Team: KAZ

No.	Name
20	SHUTOV Andrey
30	PAVLENKO Maxim

Team: KAZ (Blue)

No.	Pos.	Name
7	D	DANIYAR Samat
28	D	BEKETAYEV Adil +A
14	F	OMIRBEKOV Alikhan
17	F	STARCHENKO Roman +C
18	F	RYMAREV Yevgeniy +A
3	D	GAITAMIROV Tamirlan
9	D	BUTENKO Danil
22	F	PANYUKOV Kirill
24	F	SAVITSKIY Kirill
27	F	LIKHOTNIKOV Artem
25	D	STEPANENKO Ivan
26	D	MIKHAILOV Eduard
19	F	GRENTS Dmitriy
21	F	KOLESNIKOV Vyacheslav
23	F	CHAPOROV Denis
2	D	BREUS Dmitriy
15	D	KOROLYOV Artyom
6	F	BUYALSKIY Andrey
8	F	OSPANOV Ruslan
16	F	BORISSEVICH Alexandr

Head Coach: BOLYAKIN Oleg

NOT DRESSED:

1 GK AMIRBEKOV Jelal-Ad-Din

Legend:

+A Alternate Captain
No. Jersey number

+C Captain
Pos. Position

D Defender

F Forward

Graphical Line-ups

阵容图

JPN - KAZ

Referees

CHAE Young Jin (KOR) , WANG Gongbo (CHN)

Linespersons

FU Dahe (CHN) , SU Wonil (KOR)

Team: JPN - Japan (White)

Head Coach: SKALDE Jarrod

S1 1 NARISAWA Yuta		
30 SATO Eiki		
S6 25 ISOGAI Sota	S4 15 IRIKURA Taiga +A	S5 21 SUZUKI Kento
S2 2 HAYATA Seiya	S3 4 YONEYAMA Koki	
9 TAKAGI Kenta	14 OSAWA Yuto	11 OTSU Kosuke
20 OTSU Yusei		8 ISHIDA Riku +C
7 TSUTSUMI Kotaro	10 KOBAYASHI Toi	13 OKUBO Masato
12 SATO Hiroto		5 HALLIDAY Jiei +A
16 HITOSATO Shigeki	18 FURUHASHI Makuru	27 LAWLOR Kazuki
6 YAMADA Kotaro		

Team: KAZ - Kazakhstan (Blue)

Head Coach: BOLIYAKIN Oleg

S1 20 SHUTOV Andrey		
30 PAVLENKO Maxim		
S5 17 STARCHENKO Roman +C	S4 14 OMIRBEKOV Alikhan	S6 18 RYMAREV Yevgeniy +A
S2 7 DANIYAR Samat	S3 28 BEKETAYEV Adil +A	
24 SAVITSKIY Kirill	27 LIKHOTNIKOV Artem	22 PANYUKOV Kirill
9 BUTENKO Danil		3 GAITAMIROV Tamirlan
23 CHAPOROV Denis	19 GRENTS Dmitriy	21 KOLESNIKOV Vyacheslav
25 STEPANENKO Ivan		26 MIKHAILOV Eduard
6 BUYALSKIY Andrey	16 BORISSEVICH Alexandr	8 OSPANOV Ruslan
2 BREUS Dmitriy		15 KOROLYOV Artyom

Legend:

+A Alternate Captain

+C Captain

Sn

Starting position

Timing & Results provided by BORNAN



Game Summary
比赛总结

JPN - KAZ 1 - 4 (1 - 1, 0 - 2, 0 - 1)

Spectators	Referees	Linespersons
2709	CHAE Young Jin (KOR) , WANG Gongbo (CHN)	FU Dahe (CHN) , SU Wonil (KOR)

Team Statistics

Period	Score	SVS	SOG	PIM	TPP	PPG	SHG
1	1 : 1	6 : 7	8 : 7	4 : 0	00:00 : 04:00	0 : 0	0 : 0
2	0 : 2	8 : 8	8 : 10	4 : 0	00:00 : 02:58	0 : 2	0 : 0
3	0 : 1	5 : 3	3 : 6	0 : 2	02:00 : 00:00	0 : 0	0 : 0
Total	1 : 4	19 : 18	19 : 23	8 : 2	02:00 : 06:58	0 : 2	0 : 0

1st Period

Action	Time	ET/Res	Team	Type	No.	Name	(G)	Name of Assistant(s) / Action Description
GK	00:00		JPN		1	NARISAWA Yuta		- Goalkeeper in
GK	00:00		KAZ		20	SHUTOV Andrey		- Goalkeeper in
Goal	01:28	1 : 0	JPN	EQ	13	OKUBO Masato	(4)	20 OTSU Yusei On Ice JPN 1 7 8 10 13 20 7 TSUTSUMI Kotaro KAZ 20 19 21 23 25 26
Penalty	01:36	03:36	JPN	2 min.	11	OTSU Kosuke		- Tripping
Goal	15:00	1 : 1	KAZ	EQ	16	BORISSEVICH A	(2)	8 OSPANOV Ruslan On Ice JPN 1 6 15 21 25 27 6 BUYALSKIY Andrey KAZ 20 6 8 9 15 16
Penalty	17:25	19:25	JPN	2 min.	16	HITOSATO Shigeki		- Hooking

2nd Period

Action	Time	ET/Res	Team	Type	No.	Name	(G)	Name of Assistant(s) / Action Description
Penalty	30:48	31:58	JPN	2 min.	11	OTSU Kosuke		- Tripping
Goal	31:58	1 : 2	KAZ	PP1	28	BEKETAYEV Adil	(3)	24 SAVITSKIY Kirill On Ice JPN 1 6 12 14 21 21 KOLESNIKOV V KAZ 20 16 21 24 27 28 *
Penalty	33:27	35:15	JPN	2 min.	11	OTSU Kosuke		- Slashing
Goal	35:15	1 : 3	KAZ	PP1	18	RYMAREV Yevgeniy	(4)	28 BEKETAYEV Adil On Ice JPN 1 9 12 14 20 17 STARCHENKO KAZ 20 14 17 18 22 28 *

3rd Period

Action	Time	ET/Res	Team	Type	No.	Name	(G)	Name of Assistant(s) / Action Description
Goal	45:19	1 : 4	KAZ	EQ	17	STARCHENKO Roman	(3)	18 RYMAREV Yevgeniy On Ice JPN 1 2 8 10 11 13 14 OMIRBEKOV Alikhan KAZ 20 7 14 17 18 28
Penalty	57:28	59:28	KAZ	2 min.	25	STEPANENKO Ivan		- Holding the Stick
GK	60:00		JPN					1 NARISAWA Yuta - Goalkeeper out
GK	60:00		KAZ					20 SHUTOV Andrey - Goalkeeper out

Goalkeeper Records

Team : JPN - Japan

Team : KAZ - Kazakhstan

No.	Name	SOG	SVS	MIP
1	NARISAWA Yuta	23	19	60:00
30	SATO Eiki			
No.	Name	SOG	SVS	MIP
20	SHUTOV Andrey	19	18	60:00
30	PAVLENKO Maxim			

Game Statistics

Team : JPN (White)																							
Head Coach : SKALDE Jarrod										Shots on Goal					Time on Ice								
No.	Pos.	Name	G	A	P	PIM	FO+	FO-	FO+/-	FO%	1	2	3	OT	TS	+/-	1	2	3	OT	TOT	SHF	AVG
2	D	HAYATA Seiya	0	0	0	0	0	0	0	0.00	0	0	0		0	-1	3:26	5:31	4:48		13:45	19	0:43
4	D	YONEYAMA Koki	0	0	0	0	0	0	0	0.00	0	1	0		1	0	4:14	4:47	5:02		14:03	19	0:44
15	F	IRIKURA Taiga +A	0	0	0	0	8	9	-1	47.06	1	1	0		2	-1	6:40	5:20	6:27		18:27	22	0:50
21	F	SUZUKI Kento	0	0	0	0	0	0	0	0.00	0	0	1		1	-1	6:12	5:13	6:32		17:57	22	0:48
25	F	ISOGAI Sota	0	0	0	0	0	0	0	0.00	0	0	0		0	-1	3:54	3:55	7:06		14:55	18	0:49

Timing & Results provided by BORNAN



SAT 8 FEB 2025
Start Time 12:00
End Time 14:03

Men
男子

Preliminary round - Group A, Game 18
小组赛轮次 - A组, 比赛 18



Head Coach : SKALDE Jarrod										Shots on Goal						Time on Ice							
No.	Pos.	Name	G	A	P	PIM	FO+	FO-	FO+/-	FO%	1	2	3	OT	TS	+/-	1	2	3	OT	TOT	SHF	AVG
8	D	ISHIDA Riku +C	0	0	0	0	0	0	0	0.00	1	1	0		2	0	7:18	7:02	6:04		20:24	21	0:58
9	F	TAKAGI Kenta	0	0	0	0	0	0	0	0.00	3	0	0		3	0	7:01	10:04	7:17		24:22	27	0:54
11	F	OTSU Kosuke	0	0	0	6	0	0	0	0.00	0	1	0		1	-1	5:58	7:09	6:35		19:42	26	0:45
14	F	OSAWA Yuto	0	0	0	0	3	6	-3	33.33	0	0	0		0	0	4:24	7:09	5:34		17:07	21	0:48
20	D	OTSU Yusei	0	1	1	0	0	0	0	0.00	0	0	0		0	+1	5:56	7:56	4:03		17:55	19	0:56
5	D	HALLIDAY Jiei +A	0	0	0	0	0	0	0	0.00	0	0	0		0	0	5:04	3:33	5:00		13:37	16	0:51
7	F	TSUTSUMI Kotaro	0	1	1	0	0	2	-2	0.00	1	0	0		1	+1	4:43	4:19	4:09		13:11	19	0:41
10	F	KOBAYASHI Toi	0	0	0	0	7	4	3	63.64	0	0	1		1	0	4:59	4:58	4:52		14:49	20	0:44
12	D	SATO Hiroto	0	0	0	0	0	0	0	0.00	0	2	0		2	0	4:23	4:44	4:55		14:02	17	0:49
13	F	OKUBO Masato	1	0	1	0	0	0	0	0.00	1	2	0		3	0	4:22	4:02	4:31		12:55	19	0:40
6	D	YAMADA Kotaro	0	0	0	0	0	0	0	0.00	0	0	0		0	-1	4:45	3:37	4:05		12:27	16	0:46
16	F	HITOSATO Shigeki	0	0	0	2	0	0	0	0.00	1	0	0		1	0	3:51	2:17	4:29		10:37	15	0:42
18	F	FURUHASHI Makuru	0	0	0	0	4	5	-1	44.44	0	0	1		1	0	4:03	2:36	4:24		11:03	15	0:44
27	D	LAWLOR Kazuki	0	0	0	0	0	0	0	0.00	0	0	0		0	-1	4:47	2:50	4:07		11:44	17	0:41
1	GK	NARISAWA Yuta	0	0	0	0					0	0	0		0								
30	GK	SATO Eiki	0	0	0	0					0	0	0		0								
Total			1	2	3	8	22	26	-4	45.83	8	8	3		19								

Team : KAZ (Blue)

Head Coach : BOLYAKIN Oleg										Shots on Goal					Time on Ice									
No.	Pos.	Name	G	A	P	PIM	FO+	FO-	FO+/-	FO%	1	2	3	OT	TS	+/-	1	2	3	OT	TOT	SHF	AVG	
7	D	DANIYAR Samat	0	0	0	0	0	0	0	0.00	1	0	0		1	+1	5:02	5:54	4:28		15:24	20	0:46	
14	F	OMIRBEKOV Alikhan	0	1	1	0	9	8	1	52.94	0	1	1		2	+1	7:09	6:01	4:25		17:35	23	0:45	
17	F	STARCHENKO Roman +C	1	1	2	0	0	0	0	0.00	0	0	1		1	+1	7:17	6:00	3:05		16:22	21	0:46	
18	F	RYMAREV Yevgeniy +A	1	1	2	0	0	0	0	0.00	0	2	0		2	+1	7:01	6:05	3:43		16:49	22	0:45	
28	D	BEKETAYEV Adil +A	1	1	2	0	0	0	0	0.00	1	2	0		3	+1	7:20	6:21	4:22		18:03	23	0:47	
3	D	GAITAMIROV Tamirlan	0	0	0	0	0	0	0	0.00	0	0	0		0	0	4:10	3:40	7:42		15:32	20	0:46	
9	D	BUTENKO Danil	0	0	0	0	0	0	0	0.00	0	1	0		1	+1	4:16	4:16	2:36		11:08	17	0:39	
22	F	PANYUKOV Kirill	0	0	0	0	0	0	0	0.00	1	0	0		1	0	7:13	6:12	5:04		18:29	21	0:52	
24	F	SAVITSKIY Kirill	0	1	1	0	0	0	0	0.00	0	1	0		1	0	4:45	5:15	5:49		15:49	24	0:39	
27	F	LIKHOTNIKOV Artem	0	0	0	0	5	5	0	50.00	0	0	0		0	0	4:30	5:40	5:17		15:27	23	0:40	
19	F	GRENTS Dmitriy	0	0	0	0	4	3	1	57.14	0	0	0		0	-1	5:06	3:21	5:24		13:51	19	0:43	
21	F	KOLESNIKOV Vyacheslav	0	1	1	0	0	0	0	0.00	0	2	1		3	-1	4:16	4:32	6:09		14:57	23	0:39	
23	F	CHAPOROV Denis	0	0	0	0	0	1	-1	0.00	1	0	1		2	-1	4:05	3:02	5:30		12:37	18	0:42	
25	D	STEPANENKO Ivan	0	0	0	2	0	0	0	0.00	0	0	0		0	-1	3:45	3:42	4:49		12:16	19	0:38	
26	D	MIKHAILOV Eduard	0	0	0	0	0	0	0	0.00	0	0	0		0	-1	3:56	3:53	4:52		12:41	18	0:42	
2	D	BREUS Dmitriy	0	0	0	0	0	0	0	0.00	0	0	1		1	0	3:41	4:57	7:35		16:13	19	0:51	
6	F	BUYALSKIY Andrey	0	1	1	0	0	0	0	0.00	0	0	1		1	+1	3:41	5:07	4:06		12:54	19	0:40	
8	F	OSPA NOV Ruslan	0	1	1	0	0	0	0	0.00	0	0	0		0	+1	4:27	5:29	4:26		14:22	19	0:45	
15	D	KOROLYOV Artyom	0	0	0	0	0	0	0	0.00	1	0	0		1	+1	4:23	4:15	3:43		12:21	18	0:41	
16	F	BORISSEVICH Alexandr	1	0	1	0	8	5	3	61.54	2	1	0		3	+1	3:57	6:18	4:55		15:10	21	0:43	
20	GK	SHUTOV Andrey	0	0	0	0					0	0	0		0									
30	GK	PAVLENKO Maxim	0	0	0	0					0	0	0		0									
Total			4	8	12	2	26	22	4	54.17	7	10	6		23									



SAT 8 FEB 2025
Start Time 12:00
End Time 14:03

Men
男子

Preliminary round - Group A, Game 18
小组赛轮次 - A 组, 比赛 18



Group A

R	Team	GP	W	OTW	OTL	L	GDF	GF : GA	PTS
1	KAZ	4	4	0	0	0	+37	39 : 2	12
2	KOR	3	2	1	0	0	+17	25 : 8	8
3	JPN	4	2	0	0	2	+16	26 : 10	6
4	CHN	3	1	0	1	1	+2	14 : 12	4
5	THA	3	0	0	0	3	-27	1 : 28	0
6	TPE	3	0	0	0	3	-45	1 : 46	0

	CHN	JPN	KAZ	KOR	THA	TPE
CHN	*****	MON 10 FEB 20:00	1:6	5:6	8:0	SAT 08 FEB 20:00
JPN	MON 10 FEB 20:00	*****	1:4	2:5	8:1	15:0
KAZ	6:1	4:1	*****	MON 10 FEB 12:00	12:0	17:0
KOR	6:5	5:2	MON 10 FEB 12:00	*****	SAT 08 FEB 16:00	14:1
THA	0:8	1:8	0:12	SAT 08 FEB 16:00	*****	MON 10 FEB 16:00
TPE	SAT 08 FEB 20:00	0:15	0:17	1:14	MON 10 FEB 16:00	*****

Legend:

(G)	Goals in tournament	*	Does not count for Plus/minus	+/-	Plus/minus net	+A	Alternate Captain
+C	Captain	A	Assists	AVG	Average time on ice / shift	D	Defender
EQ	Equal strength	ET/Res	Penalty end time/Result of game	F	Forward	FO%	Face-offs won as percentage
FO+	Face-offs won	FO-	Face-offs lost	FO+/-	Face-offs net	G	Goals
GA	Goals against	GDF	Goal difference	GF	Goals for	GK	Goalkeeper
GP	Games played	L	Losses	MIP	Minutes in play (GK)	No.	Jersey number
OT	Overtime	OTL	Overtime losses	OTW	Overtime wins	P	Points
PIM	Penalties in minutes	Pos.	Position	PP1	Power play - 1 player	PPG	Power play goals
PTS	Points	R	Rank	SHF	Number of shifts	SHG	Shorthanded goals
SOG	Shots on goal	SVS	Saves	TOT	Total	TPP	Time on power play
TS	Total shots	W	Wins				



Shot Chart

射门表

JPN - KAZ

Shots by KAZ

Goals (o): 1 SSG (+): 6
SSP (<): 7 SPG (-): 4



GK 1 of JPN




1st Period

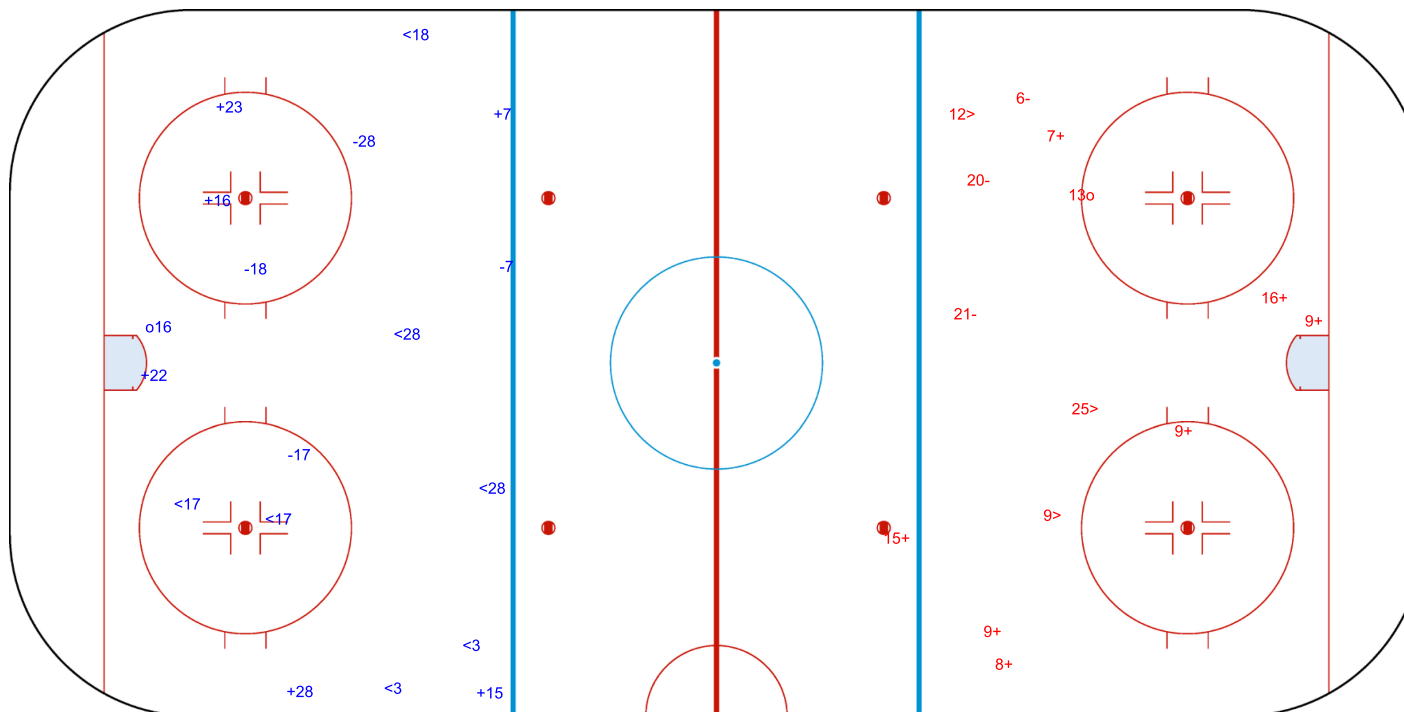


Shots by JPN

Goals (o): 1 SSG (+): 7
SSP (>): 3 SPG (-): 3



GK 20 of KAZ






Shots by JPN

Goals (o): 0

SSG (+): 8

SSP (<): 3

SPG (-): 2



GK 20 of KAZ



2nd Period




Shots by KAZ

Goals (o): 2

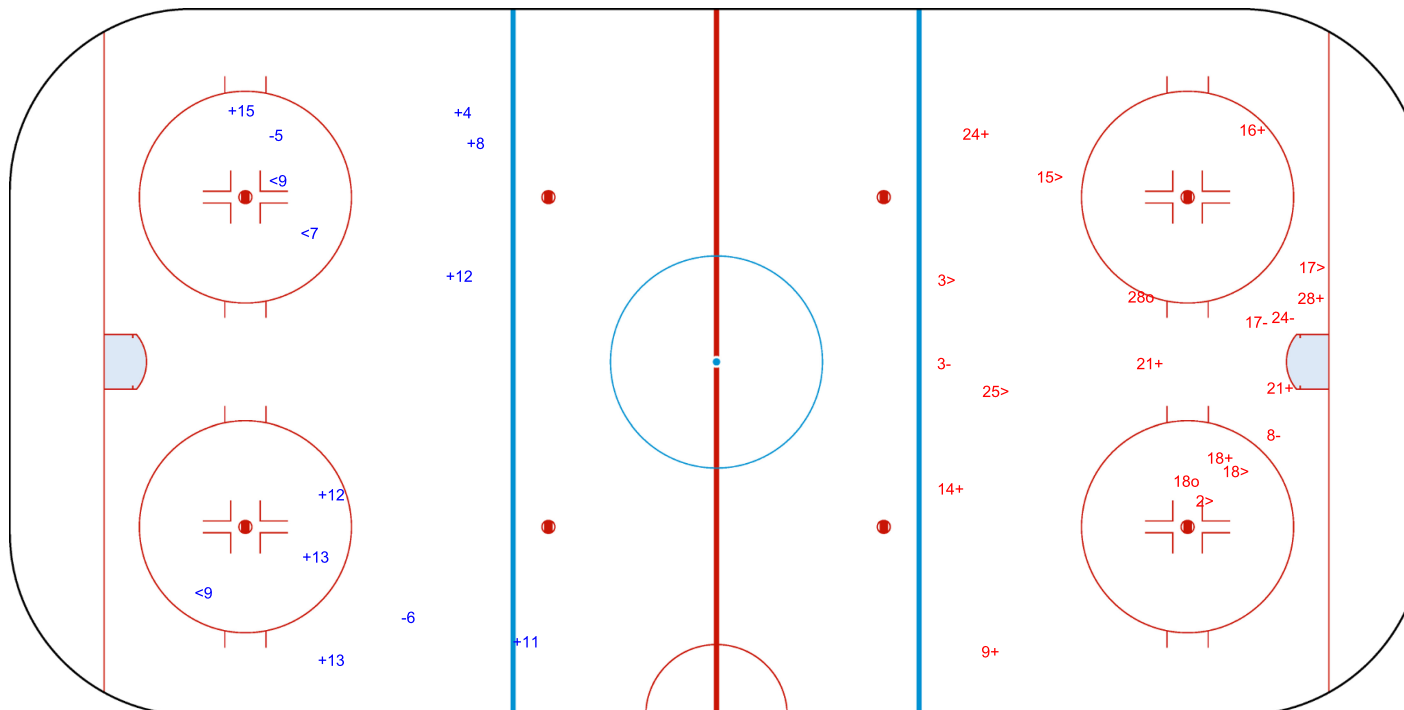
SSP (>): 6

SSG (+): 8

SPG (-): 4



GK 1 of JPN





Harbin Ice Hockey Arena
哈尔滨冰球馆

SAT 8 FEB 2025
Start Time 12:00

Ice Hockey
冰球

Men
男子

Preliminary round - Group A, Game 18
小组赛轮次 - A 组, 比赛 18



Shots by KAZ

Goals (o): 1

SSG (+): 5

SSP (<): 2

SPG (-): 1

o17

GK 1 of JPN



3rd Period



Shots by JPN

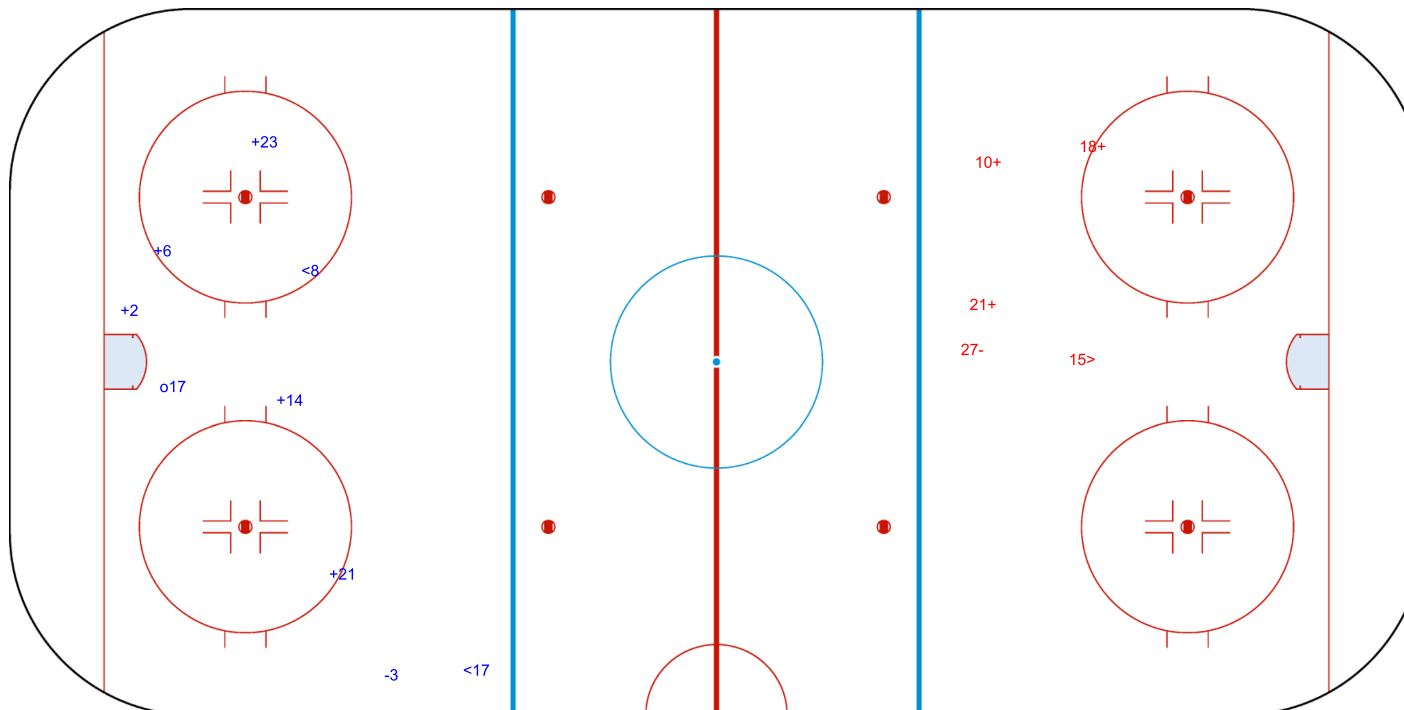
Goals (o): 0

SSG (+): 3

SSP (>): 1

SPG (-): 1

GK 20 of KAZ



Legend:

GK

Goalkeeper

SPG

Shots past goal

SSG

Shots saved by goalkeeper

SSP

Shots saved by player

Timing & Results provided by BORNAN

IHOMEAM6-----GPA-001000--_77A 3

Report Created SAT 8 FEB 2025 14:04

BORNAN
SPORTS TECHNOLOGY

Page 3/3

Face-off Chart

争球表

JPN - KAZ

1st PERIOD

	JPN		KAZ		JPN		KAZ		JPN		KAZ		
	Def. zone	Att. zone	Def. zone	Att. zone	Def. zone	Att. zone	Def. zone	Att. zone	Def. zone	Att. zone	Def. zone	Att. zone	
	- 15	+ 14			+ 15	- 14			- 14	+ 27			
	- 15	+ 14			+ 10	- 19			- 10	+ 19			
					+ 18	- 16			- 18	+ 16			
					+ 14	- 14			+ 14	- 27			
					- 14	+ 14			- 15	+ 16			
					+ 15	- 14			- 18	+ 19			
					+ 10	- 27			+ 15	- 16			
					- 14	+ 14			- 14	+ 14			
									+ 18	- 16			
Total wins / period	0 / 0%	2 / 100%	6 / 75%	2 / 25%	3 / 33%	6 / 67%	Total wins all zones		JPN	KAZ			
									9 / 47%	10 / 53%			

2nd PERIOD

	JPN		KAZ		JPN		KAZ		JPN		KAZ		
	Def. zone	Att. zone	Def. zone	Att. zone	Def. zone	Att. zone	Def. zone	Att. zone	Def. zone	Att. zone	Def. zone	Att. zone	
	+ 15	- 14			- 15	+ 14			+ 10	- 14			
	+ 15	- 19			+ 10	- 16			- 14	+ 16			
	- 15	+ 16			+ 10	- 27			- 15	+ 14			
	+ 10	- 27											
	+ 15	- 14											
	- 15	+ 27											
Total wins / period	4 / 67%	2 / 33%	2 / 67%	1 / 33%	1 / 33%	2 / 67%	Total wins all zones		JPN	KAZ			
									7 / 58%	5 / 42%			

3rd PERIOD

	JPN		KAZ		JPN		KAZ		JPN		KAZ		
	Def. zone	Att. zone	Def. zone	Att. zone	Def. zone	Att. zone	Def. zone	Att. zone	Def. zone	Att. zone	Def. zone	Att. zone	
	+ 10	- 14			- 15	+ 14			+ 15	- 16			
	- 18	+ 27			- 10	+ 19			+ 15	- 14			
	- 14	+ 14			- 18	+ 16			+ 14	- 27			
	- 10	+ 27			- 18	+ 27			- 15	+ 16			
	+ 18	- 23			+ 18	- 19			- 7	+ 16			
					- 10	+ 19							
					- 7	+ 16							
Total wins / period	2 / 40%	3 / 60%	1 / 14%	6 / 86%	3 / 60%	2 / 40%	Total wins all zones		JPN	KAZ			
									6 / 35%	11 / 65%			

TOTAL

	JPN		KAZ		JPN		KAZ		JPN		KAZ		
	Def. zone	Att. zone	Def. zone	Att. zone	Def. zone	Att. zone	Def. zone	Att. zone	Def. zone	Att. zone	Def. zone	Att. zone	
Total wins / game	6 / 46%	7 / 54%	9 / 50%	9 / 50%	7 / 41%	10 / 59%	Total wins all zones		JPN	KAZ			
									22 / 46%	26 / 54%			

HEAD TO HEAD

		KAZ									
No.		14	16	19	23	27	Tot.	wins JPN	Dz	Nz	Az
JPN	7		0 - 2				2	0 0%		0 0%	0 0%
	10	2 - 0	1 - 0	1 - 3		3 - 1	11	7 64%	2 67%	4 67%	1 50%
	14	1 - 4	0 - 1			2 - 1	9	3 33%	0 0%	1 33%	2 40%
	15	5 - 5	2 - 3	1 - 0		0 - 1	17	8 47%	3 43%	2 50%	3 50%
	18		2 - 2	1 - 1	1 - 0	0 - 2	9	4 44%	1 50%	2 50%	1 33%
Tot.		17	13	7	1	10	48	22 46%	6 46%	9 50%	7 41%
wins KAZ		9 53%	8 62%	4 57%	0 0%	5 50%	26 54%				
Dz		2 50%	5 63%	2 100%		1 33%	10 59%				
Nz		4 57%	2 50%	2 50%		1 33%	9 50%				
Az		3 50%	1 100%	0 0%	0 0%	3 75%	7 54%				

Legend:

Az Attacking zone Dz Defending zone No. Jersey number Nz Neutral zone Tot. Total face-offs played

Game Roster

比赛名单

THA - KOR

Referees

LI Ho Ching (HKG) , SHEN Yen-Chin (TPE)

Linespersons

YUAN Zhaoyang (CHN) , ZHU Jialin (CHN)

Goalkeepers

Team: THA

No.	Name	GP	MIP	GA	SVS	SOG	SVS%	GAA
1	KLEINESCHAY Benjamin	3	119:17	20	95	115	82.61	10.06
20	VOLLENWEIDER Dominik	3	60:00	8	68	76	89.47	8.00
25	McALEAR James Na Phikul	0	00:00	0	0	0	0.00	0.00

Team Roster

Team: THA (Blue)

No.	Pos.	Name	GP	G	A	PTS	PIM	+/-
1	GK	KLEINESCHAY Benjamin	3	0	0	0	0	
4	F	SUKWIBOON Rakchai	3	0	0	0	0	-7
5	D	KINDBORN Ken	3	0	0	0	4	-17
6	F	SUTIVIJITHO Nakrit	3	0	0	0	0	-1
7	F	HONGSWADHI Pann	3	0	0	0	0	0
8	D	PHASUKKIJWATANA Punn	3	0	0	0	0	0
10	F	KHUNRAJ Athit	3	0	0	0	0	-3
11	F	FORSTNER Patrick	3	0	0	0	0	-11
12	D	WATTHANA Sarawut	3	0	0	0	0	-6
13	F	LAMPSON Nicholas Charles	2	0	0	0	4	-9
14	D	PHASOOKWONG Sarawut	3	0	0	0	10	-13
15	F	SAKCHAICHAROENKUL Thanachai	3	0	0	0	0	0
16	D	VATANAPANYAKUL Araya	3	0	0	0	0	-3
17	F	LUKANATINAKORN Nathaphat	3	0	0	0	2	-2
18	F	LIMPINPHET Chanokchon	3	0	0	0	0	-10
19	F	PHUANGROT Thatsanai	3	0	0	0	0	-10
20	GK	VOLLENWEIDER Dominik	3	0	0	0	0	
22	D	YANNAKORNTANAPUNT Natchayatorn	3	0	0	0	0	-8
24	D	TAWON Satira	3	0	0	0	0	-1
25	GK	McALEAR James Na Phikul	0	0	0	0	0	
28	F	AAROLA Kim	3	1	0	1	0	-12
61	F	ISAKSSON Jan	3	0	0	0	0	-12

Head Coach: COOK Casey

Team: KOR

No.	Name	GP	MIP	GA	SVS	SOG	SVS%	GAA
31	HA Jung Ho	3	60:00	1	6	7	85.71	1.00
32	LEE Yeonseung	3	124:15	7	38	45	84.44	3.38

Team: KOR (White)

No.	Pos.	Name	GP	G	A	PTS	PIM	+/-
3	D	LEE Seungjae	3	0	2	2	2	+1
5	D	KIM Wonjun	3	0	3	3	0	+5
6	D	OH In-Gyo	3	2	2	4	0	+7
11	F	KIM Sangyeob	3	5	1	6	0	+5
13	F	KIM Sihwan	3	0	2	2	2	+4
18	D	KONG Yuchan	3	1	4	5	2	+9
19	F	KIM Sangwook	3	6	10	16	0	+12
23	D	LEE Minjae	3	0	1	1	2	+1
24	D	KIM Donghwan	3	0	0	0	2	+2
27	F	AHN Jinhui	3	3	6	9	0	+9
31	GK	HA Jung Ho	3	0	0	0	0	
32	GK	LEE Yeonseung	3	0	0	0	0	
36	F	JEON Jung Woo	2	0	0	0	0	-1
58	D	NAM Heedoo	3	1	4	5	0	+5
61	D	LIM Dongkyu	3	0	0	0	0	+1
63	F	KWON Hyeonsu	3	1	0	1	0	0
72	F	KIM Geonwoo	3	0	1	1	0	0
77	F	LEE Chongmin	3	5	10	15	0	+13
84	F	LEE Hyun Seung	3	0	1	1	0	0
88	F	LEE Mooyoung	3	0	0	0	0	0
89	F	KANG Minwan	3	0	1	1	0	+5
92	F	KANG Yoon Seek	3	1	1	2	0	0

Head Coach: KIM Woo Jae

Legend:

+/-	Plus/minus net	A	Assists	D	Defender	F	Forward
G	Goals	GA	Goals against	GAA	Goals against as average per 60 minutes	GK	Goalkeeper
GP	Games played	MIP	Minutes and seconds played	No.	Jersey number	PIM	Penalties in minutes
Pos.	Position	PTS	Points	SOG	Shots on goal	SVS	Saves
SVS%	Saves in percentage						



Line-Ups 阵容

THA - KOR

Referees

LI Ho Ching (HKG), SHEN Yen-Chin (TPE)

Linespersons

YUAN Zhaoyang (CHN), ZHU Jialin (CHN)

Goalkeepers

Team: THA

No.	Name
1	KLEINESCHAY Benjamin
20	VOLLENWEIDER Dominik

Team: KOR

No.	Name
31	HA Jung Ho
32	LEE Yeonseung

Team Line-ups

Team: THA (Blue)

No.	Pos.	Name
5	D	KINDBORN Ken +C
14	D	PHASOOKWONG Sarawut
13	F	LAMPSON Nicholas Charles +A
28	F	AAROLA Kim +A
61	F	ISAKSSON Jan
12	D	WATTTHANA Sarawut
22	D	YANNAKORNTHANAPUNT Natchayatorn
4	F	SUKWIBOON Rakchai
11	F	FORSTNER Patrick
18	F	LIMPINPHET Chanokchon
16	D	VATANAPANYAKUL Araya
24	D	TAWON Satira
10	F	KHUNRAJ Athit
15	F	SAKCHAICHAROENKUL Thanachai
17	F	LUKANATINAKORN Nathaphat
8	D	PHASUKKIJWATANA Punn
6	F	SUTIVIJITHO Nakrit
7	F	HONGSWADHI Pann

Team: KOR (White)

No.	Pos.	Name
5	D	KIM Wonjun
58	D	NAM Heedoo
19	F	KIM Sangwook +C
27	F	AHN Jinhui +A
77	F	LEE Chongmin +A
3	D	LEE Seungjae
61	D	LIM Dongkyu
72	F	KIM Geonwoo
84	F	LEE Hyun Seung
92	F	KANG Yoon Seok
6	D	OH In-Gyo
18	D	KONG Yuchan
11	F	KIM Sangyeob
13	F	KIM Sihwan
89	F	KANG Minwan
23	D	LEE Minjae
24	D	KIM Donghwan
36	F	JEON Jung Woo
63	F	KWON Hyeonsu
88	F	LEE Mooyoung

Head Coach: COOK Casey

Head Coach: KIM Woo Jae

NOT DRESSED:

19 F PHUANGROT Thatsanai
25 GK McALEAR James Na Phikul

Legend:

+A Alternate Captain
No. Jersey number

+C Captain
Pos. Position

D Defender

F Forward

Graphical Line-ups 阵容图

REVISED
8 FEB 15:16

THA - KOR

Referees

LI Ho Ching (HKG) , SHEN Yen-Chin (TPE)

Linespersons

YUAN Zhaoyang (CHN) , ZHU Jialin (CHN)

Team: THA - Thailand (Blue)

Head Coach: COOK Casey

S1 20 VOLLENWEIDER Dominik		
1 KLEINESCHAY Benjamin		
S6 61 ISAKSSON Jan	S5 28 AAROLA Kim +A	S4 13 LAMPSON Nicholas Charles +A
S2 5 KINDBORN Ken +C	S3 14 PHASOOKWONG Sarawut	
4 SUKWIBOON Rakchai	11 FORSTNER Patrick	18 LIMPINPHET Chanokchon
12 WATTANA Sarawut	22 YANNAKORNTHANAPUNT Natchayatorn	
15 SAKCHAICHAROENKUL Thanachai	10 KHUNRAJ Athit	17 LUCKANATINAKORN Nathaphat
24 TAWON Satira	16 VATANAPANYAKUL Araya	
8 PHASUKKIJWATANA Punn	6 SUTIVIJITHO Nakrit	7 HONGSWADHI Pann

Team: KOR - Republic of Korea (White)

Head Coach: KIM Woo Jae

S1 31 HA Jung Ho		
32 LEE Yeonseung		
27 AHN Jinhui +A	19 KIM Sangwook +C	77 LEE Chongmin +A
5 KIM Wonjun	58 NAM Heedoo	
S6 92 KANG Yoon Seok	S5 84 LEE Hyun Seung	S4 72 KIM Geonwoo
S3 61 LIM Dongkyu	S2 3 LEE Seungjae	
89 KANG Minwan	13 KIM Sihwan	11 KIM Sangyeob
6 OH In-Gyo	18 KONG Yuchan	
63 KWON Hyeonsu	36 JEON Jung Woo	88 LEE Mooyoung
23 LEE Minjae	24 KIM Donghwan	

Legend:

+A Alternate Captain +C Captain Sn Starting position

REVISED

Starting Line-up changed on request of team KOR

Timing & Results provided by BORNAN



Game Summary
比赛总结

THA - KOR 0 - 10 (0 - 5, 0 - 1, 0 - 4)

Spectators	Referees	Linespersons
1821	LI Ho Ching (HKG) , SHEN Yen-Chin (TPE)	YUAN Zhaoyang (CHN) , ZHU Jialin (CHN)

Team Statistics

Period	Score	SVS	SOG	PIM	TPP	PPG	SHG
1	0 : 5	21 : 0	0 : 26	2 : 0	00:00 : 02:00	0 : 0	0 : 0
2	0 : 1	32 : 2	2 : 33	0 : 0	00:00 : 00:00	0 : 0	0 : 0
3	0 : 4	21 : 3	3 : 25	2 : 0	00:00 : 00:12	0 : 1	0 : 0
Total	0 : 10	74 : 5	5 : 84	4 : 0	00:00 : 02:12	0 : 1	0 : 0

1st Period

Action	Time	ET/Res	Team	Type	No.	Name	(G)	Name of Assistant(s) / Action Description
GK	00:00		THA		20	VOLLENWEIDER D		- Goalkeeper in
GK	00:00		KOR		31	HA Jung Ho		- Goalkeeper in
Goal	03:25	0 : 1	KOR	EQ	11	KIM Sangyeob	(6)	61 LIM Dongkyu On Ice THA 20 5 13 15 16 28 23 LEE Minjae KOR 31 11 13 23 61 89
Goal	05:57	0 : 2	KOR	EQ	19	KIM Sangwook	(7)	77 LEE Chongmin On Ice THA 20 5 13 16 28 61 61 LIM Dongkyu KOR 31 5 19 27 61 77
Goal	08:56	0 : 3	KOR	EQ	36	JEON Jung Woo	(1)	63 KWON Hyeonsu On Ice THA 20 4 5 16 17 18 58 NAM Heedoo KOR 31 18 27 36 58 63
Goal	12:02	0 : 4	KOR	EQ	84	LEE Hyun Seung	(1)	23 LEE Minjae On Ice THA 20 4 5 16 17 18 92 KANG Yoon Seok KOR 31 23 58 72 84 92
Penalty	14:42	16:42	THA	2 min.	18	LIMPINPHET C		- Tripping
Goal	16:43	0 : 5	KOR	EQ	89	KANG Minwan	(1)	11 KIM Sangyeob On Ice THA 20 4 11 14 18 22 13 KIM Sihwan KOR 31 5 11 13 18 89

2nd Period

Action	Time	ET/Res	Team	Type	No.	Name	(G)	Name of Assistant(s) / Action Description
Goal	35:51	0 : 6	KOR	EQ	77	LEE Chongmin	(6)	19 KIM Sangwook On Ice THA 20 4 11 14 16 18 27 AHN Jinhui KOR 31 5 19 27 61 77

3rd Period

Action	Time	ET/Res	Team	Type	No.	Name	(G)	Name of Assistant(s) / Action Description
Goal	42:45	0 : 7	KOR	EQ	19	KIM Sangwook	(8)	5 KIM Wonjun On Ice THA 20 4 11 12 18 22 77 LEE Chongmin KOR 31 5 19 27 58 77
Goal	52:49	0 : 8	KOR	EQ	11	KIM Sangyeob	(7)	18 KONG Yuchan On Ice THA 20 5 13 14 28 61 89 KANG Minwan KOR 31 11 13 18 58 89
Time-out	52:49		THA					
Goal	55:01	0 : 9	KOR	EQ	27	AHN Jinhui	(4)	19 KIM Sangwook On Ice THA 20 5 13 14 28 61 6 OH In-Gyo KOR 31 3 6 19 27 77
Penalty	56:58	57:10	THA	2 min.	20	VOLLENWEIDER D		- Delaying the Game / Served by: 10 KHUNRAJ Athit
Goal	57:10	0 : 10	KOR	PP1	77	LEE Chongmin	(7)	58 NAM Heedoo On Ice THA 20 11 12 22 28 19 KIM Sangwook KOR 31 19 27 58 77 92 *
GK	60:00		THA					20 VOLLENWEIDER D - Goalkeeper out
GK	60:00		KOR					31 HA Jung Ho - Goalkeeper out

Goalkeeper Records

Team : THA - Thailand

No.	Name	SOG	SVS	MIP
20	VOLLENWEIDER Dominik	84	74	60:00
1	KLEINESCHAY Benjamin			

Team : KOR - Republic of Korea

No.	Name	SOG	SVS	MIP
31	HA Jung Ho	5	5	60:00
32	LEE Yeonseung			

Game Statistics

Team : THA (Blue)



Harbin Ice Hockey Arena
哈尔滨冰球馆

SAT 8 FEB 2025
Start Time 16:00
End Time 18:06

Ice Hockey
冰球

Men
男子

Preliminary round - Group A, Game 19
小组赛轮次 - A组, 比赛 19



Head Coach : COOK Casey										Shots on Goal					Time on Ice									
No.	Pos.	Name	G	A	P	PIM	FO+	FO-	FO+/-	FO%	1	2	3	OT	TS	+/-	1	2	3	OT	TOT	SHF	AVG	
5	D	KINDBORN Ken +C	0	0	0	0	0	0	0	0.00	0	0	1		1	-6	7:56	7:02	11:04		26:02	25	1:02	
13	F	LAMPSON Nicholas Charles +A	0	0	0	0	0	0	0	0.00	0	0	0		0	-4	9:16	10:45	11:30		31:31	27	1:10	
14	D	PHASOOKWONG Sarawut	0	0	0	0	0	0	0	0.00	0	0	0		0	-4	10:11	8:39	11:02		29:52	25	1:11	
28	F	AAROLA Kim +A	0	0	0	0	12	22	-10	35.29	0	0	0		0	-4	9:13	9:12	10:30		28:55	26	1:06	
61	F	ISAKSSON Jan	0	0	0	0	0	0	0	0.00	0	1	0		1	-3	7:50	9:29	11:38		28:57	26	1:06	
4	F	SUKWIBOON Rakchai	0	0	0	0	1	6	-5	14.29	0	1	2		3	-5	5:31	5:31	7:05		18:07	22	0:49	
11	F	FORSTNER Patrick	0	0	0	0	7	20	-13	25.93	0	0	0		0	-3	9:08	8:35	9:18		27:01	25	1:04	
12	D	WATTHANA Sarawut	0	0	0	0	0	0	0	0.00	0	0	0		0	-1	5:53	7:58	4:24		18:15	18	1:00	
18	F	LIMPINPHET Chanokchon	0	0	0	2	0	0	0	0.00	0	0	0		0	-5	5:17	6:38	3:41		15:36	20	0:46	
22	D	YANNAKORNTHANAPUNT Natchayatorn	0	0	0	0	0	0	0	0.00	0	0	0		0	-2	7:47	8:19	4:47		20:53	19	1:05	
10	F	KHUNRAJ Athit	0	0	0	0	0	0	0	0.00	0	0	0		0	0	4:01	2:14	1:39		7:54	10	0:47	
15	F	SAKCHAICHAROENKUL Thanachai	0	0	0	0	0	0	0	0.00	0	0	0		0	-1	1:35	1:02	0:00		2:37	3	0:52	
16	D	VATANAPANYAKUL Araya	0	0	0	0	0	0	0	0.00	0	0	0		0	-5	4:30	4:30	4:28		13:28	12	1:07	
17	F	LUCKANATINAKORN Nathaphat	0	0	0	0	0	0	0	0.00	0	0	0		0	-2	2:32	3:44	1:53		8:09	11	0:44	
24	D	TAWON Satira	0	0	0	0	0	0	0	0.00	0	0	0		0	0	3:43	3:20	4:15		11:18	11	1:01	
6	F	SUTIVIJITHO Nakrit	0	0	0	0	0	0	0	0.00	0	0	0		0	0	0:50	1:12	0:00		2:02	2	1:01	
7	F	HONGSWADHI Pann	0	0	0	0	0	0	0	0.00	0	0	0		0	0	1:06	0:00	1:50		2:56	2	1:28	
8	D	PHASUKKIJJATANA Punn	0	0	0	0	0	0	0	0.00	0	0	0		0	0	1:41	1:50	0:44		4:15	5	0:51	
1	GK	KLEINESCHAY Benjamin	0	0	0	0					0	0	0		0									
20	GK	VOLLENWEIDER Dominik	0	0	0	2					0	0	0		0									
Total			0	0	0	4	20	48	-28	29.41	0	2	3		5									

Team : KOR (White)

Head Coach : KIM Woo Jae										Shots on Goal					Time on Ice									
No.	Pos.	Name	G	A	P	PIM	FO+	FO-	FO+/-	FO%	1	2	3	OT	TS	+/-	1	2	3	OT	TOT	SHF	AVG	
5	D	KIM Wonjun	0	1	1	0	0	0	0	0.00	1	2	1		4	+4	6:41	3:53	3:57		14:31	13	1:07	
19	F	KIM Sangwook +C	2	3	5	0	7	5	2	58.33	1	2	4		7	+4	6:10	5:40	6:50		18:40	17	1:05	
27	F	AHN Jinhui +A	1	1	2	0	0	0	0	0.00	3	3	1		7	+5	5:56	5:57	6:42		18:35	17	1:05	
58	D	NAM Heedoo	0	2	2	0	0	0	0	0.00	1	0	1		2	+4	7:22	6:18	7:21		21:01	19	1:06	
77	F	LEE Chongmin +A	2	2	4	0	7	2	5	77.78	1	6	3		10	+4	6:00	5:49	6:30		18:19	17	1:04	
3	D	LEE Seungjae	0	0	0	0	0	0	0	0.00	0	0	2		2	+1	3:37	4:58	4:55		13:30	14	0:57	
61	D	LIM Dongkyu	0	2	2	0	0	0	0	0.00	2	1	2		5	+3	5:30	8:02	6:59		20:31	20	1:01	
72	F	KIM Geonwoo	0	0	0	0	0	0	0	0.00	0	2	3		5	+1	4:29	5:23	5:15		15:07	15	1:00	
84	F	LEE Hyun Seung	1	0	1	0	13	5	8	72.22	3	0	1		4	+1	4:18	5:18	5:01		14:37	15	0:58	
92	F	KANG Yoon Seok	0	1	1	0	0	0	0	0.00	0	2	2		4	+1	5:41	5:23	6:56		18:00	17	1:03	
6	D	OH In-Gyo	0	1	1	0	0	0	0	0.00	0	0	0		0	+1	6:02	6:55	5:30		18:27	18	1:01	
11	F	KIM Sangyeob	2	1	3	0	1	0	1	100.00	2	2	3		7	+3	4:24	3:44	5:21		13:29	15	0:53	
13	F	KIM Sihwan	0	1	1	0	10	4	6	71.43	1	2	1		4	+3	4:22	3:44	5:21		13:27	15	0:53	
18	D	KONG Yuchan	0	1	1	0	0	0	0	0.00	1	4	0		5	+3	6:32	5:02	4:13		15:47	15	1:03	
89	F	KANG Minwan	1	1	2	0	0	0	0	0.00	2	0	1		3	+3	4:29	3:32	5:31		13:32	16	0:50	
23	D	LEE Minjae	0	2	2	0	0	0	0	0.00	1	2	0		3	+2	3:13	4:52	4:34		12:39	13	0:58	
24	D	KIM Donghwan	0	0	0	0	0	0	0	0.00	0	0	0		0	0	0:00	0:00	0:00		0:00	0	0:00	
36	F	JEON Jung Woo	1	0	1	0	10	4	6	71.43	1	0	0		1	+1	5:10	5:18	3:33		14:01	14	1:00	
63	F	KWON Hyeonsu	0	1	1	0	0	0	0	0.00	5	3	0		8	+1	5:04	5:04	2:44		12:52	13	0:59	
88	F	LEE Mooyoung	0	0	0	0	0	0	0	0.00	1	2	0		3	0	5:00	5:08	2:47		12:55	13	0:59	
31	GK	HA Jung Ho	0	0	0	0					0	0	0		0									
32	GK	LEE Yeonseung	0	0	0	0					0	0	0		0									
Total			10	20	30	0	48	20	28	70.59	26	33	25		84									



SAT 8 FEB 2025
Start Time 16:00
End Time 18:06

Men
男子

Preliminary round - Group A, Game 19
小组赛轮次 - A 组, 比赛 19



Group A

R	Team	GP	W	OTW	OTL	L	GDF	GF : GA	PTS
1	KAZ	4	4	0	0	0	+37	39 : 2	12
2	KOR	4	3	1	0	0	+27	35 : 8	11
3	JPN	4	2	0	0	2	+16	26 : 10	6
4	CHN	3	1	0	1	1	+2	14 : 12	4
5	TPE	3	0	0	0	3	-45	1 : 46	0
6	THA	4	0	0	0	4	-37	1 : 38	0

	CHN	JPN	KAZ	KOR	THA	TPE
CHN	*****	MON 10 FEB 20:00	1:6	5:6	8:0	SAT 08 FEB 20:00
JPN	MON 10 FEB 20:00	*****	1:4	2:5	8:1	15:0
KAZ	6:1	4:1	*****	MON 10 FEB 12:00	12:0	17:0
KOR	6:5	5:2	MON 10 FEB 12:00	*****	10:0	14:1
THA	0:8	1:8	0:12	0:10	*****	MON 10 FEB 16:00
TPE	SAT 08 FEB 20:00	0:15	0:17	1:14	MON 10 FEB 16:00	*****

Legend:

(G)	Goals in tournament	*	Does not count for Plus/minus	+/-	Plus/minus net	+A	Alternate Captain
+C	Captain	A	Assists	AVG	Average time on ice / shift	D	Defender
EQ	Equal strength	ET/Res	Penalty end time/Result of game	F	Forward	FO%	Face-offs won as percentage
FO+	Face-offs won	FO-	Face-offs lost	FO+/-	Face-offs net	G	Goals
GA	Goals against	GDF	Goal difference	GF	Goals for	GK	Goalkeeper
GP	Games played	L	Losses	MIP	Minutes in play (GK)	No.	Jersey number
OT	Overtime	OTL	Overtime losses	OTW	Overtime wins	P	Points
PIM	Penalties in minutes	Pos.	Position	PP1	Power play - 1 player	PPG	Power play goals
PTS	Points	R	Rank	SHF	Number of shifts	SHG	Shorthanded goals
SOG	Shots on goal	SVS	Saves	TOT	Total	TPP	Time on power play
TS	Total shots	W	Wins				



Shot Chart

射门表

THA - KOR

Shots by THA

Goals (o): 0 SSG (+): 0

SSP (<): 0 SPG (-): 0



GK 31 of KOR




1st Period



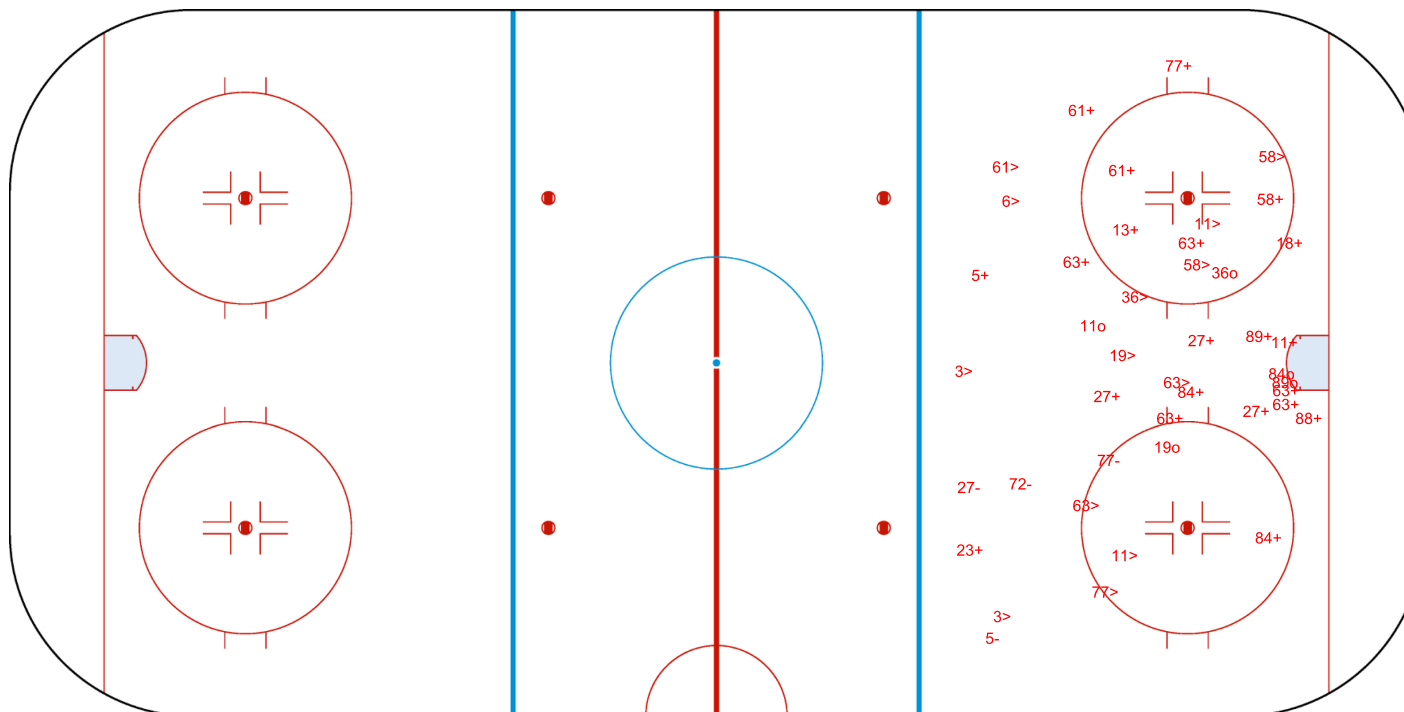
Shots by KOR

Goals (o): 5 SSG (+): 21

SSP (>): 13 SPG (-): 4



GK 20 of THA






Shots by KOR

Goals (o): 1

SSG (+): 32

SSP (<): 7

SPG (-): 9



GK 20 of THA



2nd Period




Shots by THA

Goals (o): 0

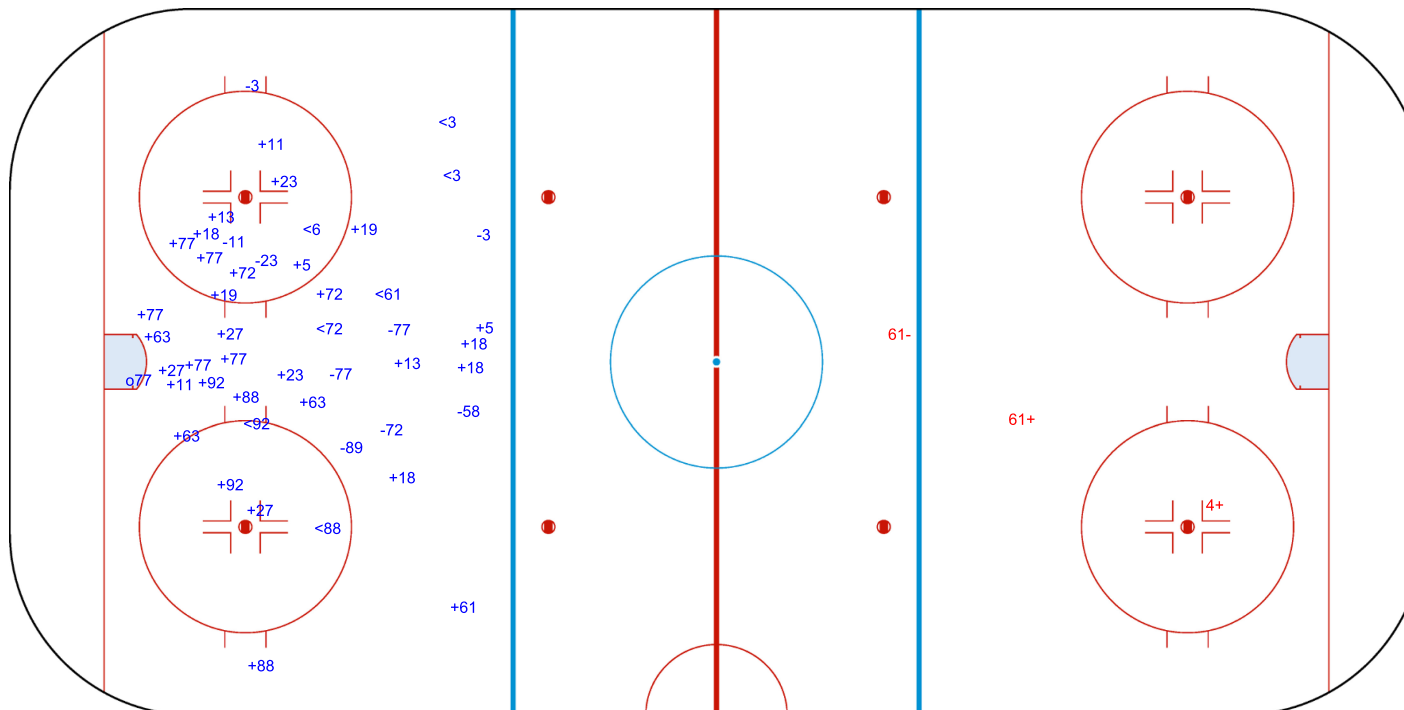
SSG (+): 2

SSP (>): 0

SPG (-): 1



GK 31 of KOR





Shots by THA

Goals (o): 0

SSG (+): 3

SSP (-): 0

SPG (-): 2



GK 31 of KOR



3rd Period



Shots by KOR

Goals (o): 4

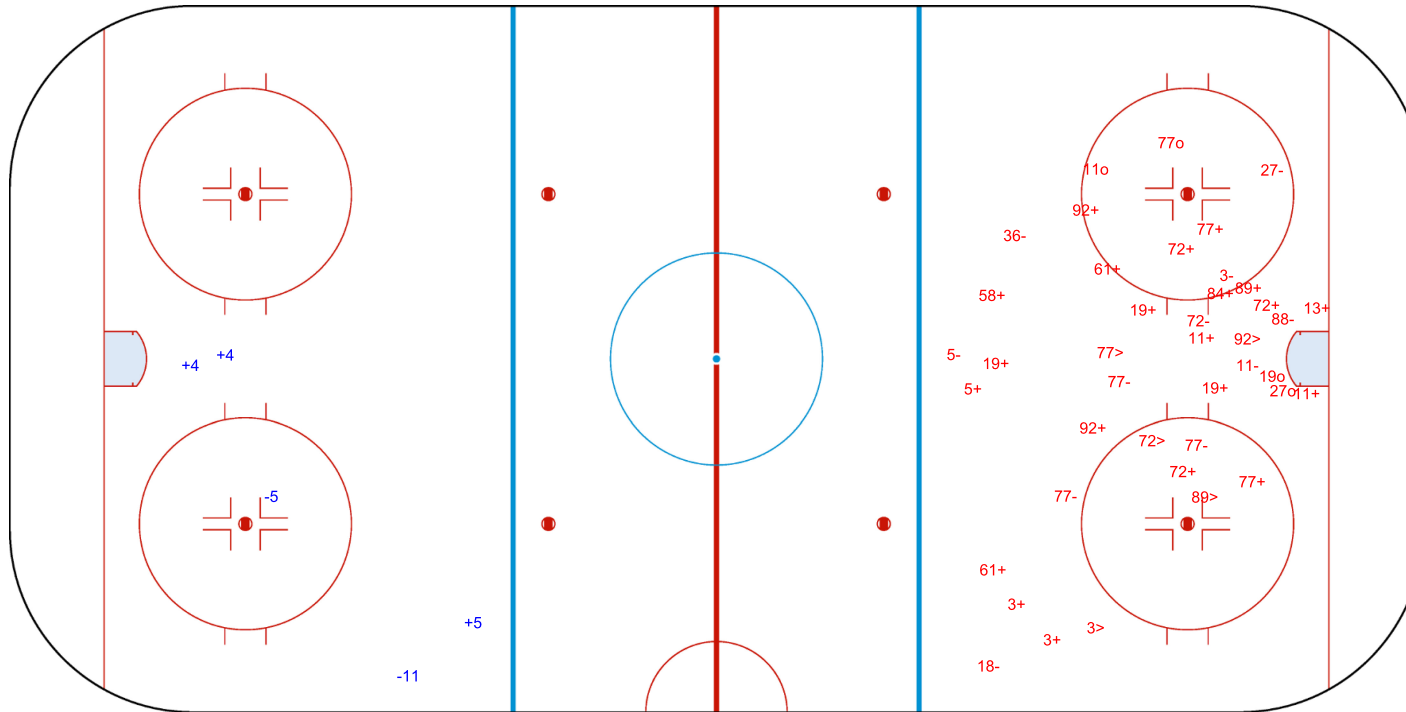
SSG (+): 21

SSP (>): 5

SPG (-): 11



GK 20 of THA



Legend:

GK

Goalkeeper

SPG

Shots past goal

SSG

Shots saved by goalkeeper

SSP

Shots saved by player

Timing & Results provided by BORNAN

Face-off Chart

争球表

THA - KOR

1st PERIOD

Total wins / period	THA		KOR		THA		KOR		Total wins all zones	
	Def. zone	Att. zone	Neutral zone		Att. zone	Def. zone				
	- 28	+ 13	- 28	+ 84	- 4	+ 36				
	- 4	+ 36	- 11	+ 84	- 28	+ 19				
	+ 28	- 36	- 11	+ 13						
	- 28	+ 77	+ 28	- 19						
	+ 11	- 13	- 28	+ 36						
	- 4	+ 84	- 28	+ 36						
	- 11	+ 77								
	+ 11	- 19								
+ 11	- 77									
- 4	+ 13									
- 28	+ 19									
- 11	+ 11									
+ 28	- 36									
	5 / 38%	8 / 62%	1 / 17%	5 / 83%	0 / 0%	2 / 100%	6 / 29%	15 / 71%		

2nd PERIOD

	THA	KOR	THA	KOR	THA	KOR	
	Def. zone	Att. zone	Neutral zone		Att. zone	Def. zone	
Total wins / period	- 11	+ 36	+ 28	- 84	- 11	+ 36	Total wins all zones
	- 28	+ 77	- 28	+ 13	- 28	+ 13	
	- 28	+ 77					
	+ 4	- 13					
	- 28	+ 84					
	- 28	+ 13					
	- 11	+ 84					
	+ 11	- 84					
	- 11	+ 36					
	- 28	+ 36					
	- 28	+ 77					
	- 11	+ 84					
	+ 28	- 36					
	- 28	+ 36					
	+ 28	- 19					
	+ 11	- 19					
	- 28	+ 84					
	+ 11	- 84					
	- 11	+ 19					
	- 11	+ 19					

3rd PERIOD

Total wins / period	THA	KOR	THA	KOR	THA	KOR	Total wins	
	Def. zone	Att. zone	Neutral zone		Att. zone	Def. zone	all zones	
	- 28	+ 13	+ 28	- 84	- 11	+ 84	THA	KOR
	- 28	+ 36	+ 28	- 19	- 11	+ 84	7 / 30%	16 / 70%

- 4	+ 77	- 11	+ 84	- 4	+ 13
- 11	+ 19	- 11	+ 84		
- 11	+ 84	- 11	+ 13		
- 11	+ 84	+ 28	- 13		
+ 28	- 36	+ 11	- 77		
- 11	+ 77				
+ 28	- 13				
- 28	+ 13				
- 28	+ 19				
+ 28	- 84				
- 28	+ 19				
3 / 23%	10 / 77%	4 / 57%	3 / 43%	0 / 0%	3 / 100%

TOTAL

Total wins / game	THA	KOR	THA	KOR	THA	KOR	Total wins all zones	
	Def. zone	Att. zone	Neutral zone	Neutral zone	Att. zone	Def. zone		
	14 / 30%	32 / 70%	6 / 40%	9 / 60%	0 / 0%	7 / 100%	20 / 29%	48 / 71%

HEAD TO HEAD

		KOR											
		No.	11	13	19	36	77	84	Tot.	wins THA	Dz	Nz	Az
THA	4			1 - 2		0 - 2	0 - 1	0 - 1	7	1 14%	1 20%		0 0%
	11		0 - 1	1 - 2	2 - 3	0 - 3	2 - 2	2 - 9	27	7 26%	6 33%	1 17%	0 0%
	28			2 - 6	3 - 4	4 - 5	0 - 4	3 - 3	34	12 35%	7 30%	5 56%	0 0%
Tot.			1	14	12	14	9	18	68	20 29%	14 30%	6 40%	0 0%
wins KOR			1 100%	10 71%	7 58%	10 71%	7 78%	13 72%	48 71%				
Dz				2 100%	1 100%	2 100%		2 100%	7 100%				
Nz				3 75%	0 0%	2 100%	0 0%	4 67%	9 60%				
Az			1 100%	5 63%	6 67%	6 60%	7 88%	7 70%	32 70%				

Legend:

Az Attacking zone Dz Defending zone No. Jersey number Nz Neutral zone Tot. Total face-offs played



Game Roster

比赛名单

CHN - TPE

Referees

BORYAYEV Anton (KAZ) , CHUBENKO Konstantin (KAZ)

Linespersons

CHOI Doyeon (KOR) , HUNG Chi-Lun (TPE)

Goalkeepers

Team: CHN

No.	Name	GP	MIP	GA	SVS	SOG	SVS%	GAA
31	CHEN Shifeng	3	124:15	6	58	64	90.62	2.90
32	SUN Zehao	3	60:00	6	38	44	86.36	6.00
79	HU Haoran	0	00:00	0	0	0	0.00	0.00

Team Roster

Team: CHN (Red)

No.	Pos.	Name	GP	G	A	PTS	PIM	+/-
4	D	XU Lang	3	0	0	0	4	0
6	D	CHEN Zimeng	3	0	1	1	2	0
7	D	ZONG Hanming	2	0	0	0	2	+2
8	F	ZUO Tianyou	3	0	1	1	0	+2
11	D	ZHANG Pengfei	3	2	4	6	0	+6
12	F	YU Jilong	3	2	0	2	0	0
16	D	ZHANG Jiaqi	3	1	1	2	0	+4
17	F	GUO Jianing	3	1	3	4	2	+3
23	F	LI Zhihao	3	0	0	0	0	-1
24	F	CHEN Kailin	3	0	0	0	0	-2
25	F	LIU Zihao	3	0	0	0	4	0
31	GK	CHEN Shifeng	3	0	0	0	0	
32	GK	SUN Zehao	3	0	0	0	0	
41	D	HAN Yuhang	3	0	0	0	2	-3
56	F	ZHANG Zesen	3	1	4	5	0	+4
71	F	ZHENG Mingju	3	1	2	3	0	-1
73	D	FU Rao	3	0	0	0	2	-2
79	GK	HU Haoran	0	0	0	0	0	
88	F	YAN Juncheng	3	4	0	4	0	+1
91	F	WANG Jing	3	2	3	5	0	+1
92	F	HOU Yuyang	3	0	3	3	0	+1
93	F	LI Mingshenhao	3	0	1	1	6	+1
97	F	ZHUANG Xinyu	3	0	0	0	2	0

Head Coach: PEARN Perry Douglas

Team: TPE

No.	Name	GP	MIP	GA	SVS	SOG	SVS%	GAA
1	LEE Yi-Cheng	3	157:20	39	135	174	77.59	14.87
2	CHEN Tai-Yu	3	22:40	7	21	28	75.00	18.53

Team: TPE (White)

No.	Pos.	Name	GP	G	A	PTS	PIM	+/-
1	GK	LEE Yi-Cheng	3	0	0	0	0	
2	GK	CHEN Tai-Yu	3	0	0	0	0	
4	D	SANG Chuo-En	2	0	0	0	0	-2
9	F	CHEN Chiung-Yuan	3	0	0	0	0	-13
11	F	LIN Yi-Kuan	3	0	0	0	0	-16
17	D	CHANG Han-Yuan	3	0	0	0	2	-15
18	F	SHIH Chen-Yun	3	0	0	0	4	-6
19	F	LIN Hung-Ju	3	0	0	0	0	-16
21	D	LIN Ching	3	0	0	0	0	-16
22	D	LI Zheng-Wei	3	0	0	0	0	-12
28	F	LIN Yo-Chen	3	0	0	0	0	-10
41	F	LIN Jui-Yu	3	0	0	0	4	-15
55	D	PAN Yi-Cheng	3	0	0	0	0	-13
61	F	YANG Chang-Hsing	3	0	0	0	0	-10
63	F	WANG Po-Hsiang	3	0	0	0	0	-8
65	D	WANG Yung-Hsuan	3	0	0	0	8	-14
82	D	PENG Mo	3	1	0	1	4	-12
86	F	CHEN Kuan-Ting	3	0	0	0	0	-7
95	F	WEN Pei-An	3	0	1	1	0	-12
97	F	YU Sung-Yin	3	0	0	0	0	-8

Head Coach: WENG To

Legend:

+/-	Plus/minus net	A	Assists	D	Defender	F	Forward
G	Goals	GA	Goals against	GAA	Goals against as average per 60 minutes	GK	Goalkeeper
GP	Games played	MIP	Minutes and seconds played	No.	Jersey number	PIM	Penalties in minutes
Pos.	Position	PTS	Points	SOG	Shots on goal	SVS	Saves
SVS%	Saves in percentage						



Line-Ups 阵容

CHN - TPE

Referees

BORYAYEV Anton (KAZ), CHUBENKO Konstantin (KAZ)

Linespersons

CHOI Doyeon (KOR), HUNG Chi-Lun (TPE)

Goalkeepers

Team: CHN

No.	Name
31	CHEN Shifeng
32	SUN Zehao

Team: TPE

No.	Name
1	LEE Yi-Cheng
2	CHEN Tai-Yu

Team Line-ups

Team: CHN (Red)

No.	Pos.	Name
11	D	ZHANG Pengfei
16	D	ZHANG Jiaqi +C
17	F	GUO Jianing
56	F	ZHANG Zesen +A
88	F	YAN Juncheng
41	D	HAN Yuhang +A
8	F	ZUO Tianyou
12	F	YU Jilong
23	F	LI Zhihao
24	F	CHEN Kailin
4	D	XU Lang
6	D	CHEN Zimeng
7	D	ZONG Hanming
93	F	LI Mingshenhao
97	F	ZHUANG Xinyu
73	D	FU Rao
25	F	LIU Zihao
91	F	WANG Jing
92	F	HOU Yuyang

Head Coach: PEARN Perry Douglas

Team: TPE (White)

No.	Pos.	Name
17	D	CHANG Han-Yuan
22	D	LI Zheng-Wei
11	F	LIN Yi-Kuan
19	F	LIN Hung-Ju +C
41	F	LIN Jui-Yu
55	D	PAN Yi-Cheng
82	D	PENG Mo +A
28	F	LIN Yo-Chen
61	F	YANG Chang-Hsing +A
95	F	WEN Pei-An
21	D	LIN Ching
65	D	WANG Yung-Hsuan
9	F	CHEN Chiung-Yuan
18	F	SHIH Chen-Yun
86	F	CHEN Kuan-Ting
4	D	SANG Chuo-En
63	F	WANG Po-Hsiang
97	F	YU Sung-Yin

Head Coach: WENG To

NOT DRESSED:

71 F ZHENG Mingju
79 GK HU Haoran

Legend:

+A	Alternate Captain	+C	Captain	D	Defender	F	Forward
No.	Jersey number	Pos.	Position				

Graphical Line-ups

阵容图

CHN - TPE

Referees

BORYAYEV Anton (KAZ) , CHUBENKO Konstantin (KAZ)

Linespersons

CHOI Doyeon (KOR) , HUNG Chi-Lun (TPE)

Team: CHN - China (Red)

Head Coach: PEARN Perry Douglas

S1		32 SUN Zehao			
31 CHEN Shifeng					
S4	17 GUO Jianing	S6	88 YAN Juncheng	S5	56 ZHANG Zesen +A
S2		11 ZHANG Pengfei	S3		16 ZHANG Jiaqi +C
12 YU Jilong		24 CHEN Kailin		8 ZUO Tianyou	
23 LI Zhihao			41 HAN Yuhang +A		
4 XU Lang		97 ZHUANG Xinyu		93 LI Mingshenhao	
7 ZONG Hanming			6 CHEN Zimeng		
25 LIU Zihao		91 WANG Jing		92 HOU Yuyang	
			73 FU Rao		

Team: TPE - Chinese Taipei (White)

Head Coach: WENG To

S1		2 CHEN Tai-Yu			
1 LEE Yi-Cheng					
S5	19 LIN Hung-Ju +C	S4	11 LIN Yi-Kuan	S6	41 LIN Jui-Yu
S2		17 CHANG Han-Yuan	S3		22 LI Zheng-Wei
28 LIN Yo-Chen		61 YANG Chang-Hsing +A		95 WEN Pei-An	
82 PENG Mo +A		55 PAN Yi-Cheng			
86 CHEN Kuan-Ting		9 CHEN Chiung-Yuan		18 SHIH Chen-Yun	
21 LIN Ching		65 WANG Yung-Hsuan			
63 WANG Po-Hsiang		97 YU Sung-Yin			
4 SANG Chuo-En					

Legend:

+A Alternate Captain

+C Captain

Sn

Starting position

Timing & Results provided by BORNAN



Game Summary

比赛总结

CHN - TPE 5 - 0 (4 - 0 , 0 - 0 , 1 - 0)

Spectators	Referees	Linespersons
3101	BORYAYEV Anton (KAZ) , CHUBENKO Konstantin (KAZ)	CHOI Doyeon (KOR) , HUNG Chi-Lun (TPE)

Team Statistics

Period	Score	SVS	SOG	PIM	TPP	PPG	SHG
1	4 : 0	7 : 11	15 : 7	4 : 4	01:21 : 04:00	2 : 0	1 : 0
2	0 : 0	4 : 20	20 : 4	2 : 4	03:52 : 02:00	0 : 0	0 : 0
3	1 : 0	3 : 15	16 : 3	2 : 2	01:30 : 00:25	1 : 0	0 : 0
Total	5 : 0	14 : 46	51 : 14	8 : 10	06:43 : 06:25	3 : 0	1 : 0

1st Period

Action	Time	ET/Res	Team	Type	No.	Name	(G)	Name of Assistant(s) / Action Description
GK	00:00		CHN		32	SUN Zehao		- Goalkeeper in
GK	00:00		TPE		2	CHEN Tai-Yu		- Goalkeeper in
Goal	00:56	1 : 0	CHN	EQ	92	HOU Yuyang	(1)	41 HAN Yuhang On Ice CHN 32 6 24 41 91 92 TPE 2 28 55 61 82 95
Penalty	02:40	03:32	TPE	2 min.	-	Team penalty		- Too Many Players / Served by: 97 YU Sung-Yin
Goal	03:32	2 : 0	CHN	PP1	12	YU Jilong	(3)	88 YAN Juncheng On Ice CHN 32 8 12 16 56 88 * 8 ZUO Tianyou TPE 2 21 28 63 65
GK	03:32		TPE		1	LEE Yi-Cheng		- Goalkeeper in
Penalty	04:54	06:54	CHN	2 min.	73	FU Rao		- Interference
Goal	06:12	3 : 0	CHN	SH1	56	ZHANG Zesen	(2)	On Ice CHN 32 11 16 17 56 TPE 1 9 11 17 18 86
Penalty	10:58	12:58	CHN	2 min.	24	CHEN Kailin		- Tripping
Penalty	13:45	14:14	TPE	2 min.	11	LIN Yi-Kuan		- Slashing
Goal	14:14	4 : 0	CHN	PP1	88	YAN Juncheng	(5)	41 HAN Yuhang On Ice CHN 32 8 17 41 56 88 * 56 ZHANG Zesen TPE 1 21 63 65 97

2nd Period

Action	Time	ET/Res	Team	Type	No.	Name	(G)	Name of Assistant(s) / Action Description
Penalty	29:07	31:07	TPE	2 min.	21	LIN Ching		- Hooking
Penalty	34:16	36:16	CHN	2 min.	56	ZHANG Zesen		- Roughing
Penalty	38:08	40:08	TPE	2 min.	11	LIN Yi-Kuan		- Holding an opponent

3rd Period

Action	Time	ET/Res	Team	Type	No.	Name	(G)	Name of Assistant(s) / Action Description
Penalty	48:53	50:15	TPE	2 min.	86	CHEN Kuan-Ting		- Tripping
Goal	50:15	5 : 0	CHN	PP1	91	WANG Jing	(3)	11 ZHANG Pengfei On Ice CHN 32 11 12 16 91 92 * 92 HOU Yuyang TPE 1 21 28 63 65
Penalty	59:35	60:00	CHN	2 min.	24	CHEN Kailin		- Cross-Checking
GK	60:00		CHN					32 SUN Zehao - Goalkeeper out
GK	60:00		TPE					1 LEE Yi-Cheng - Goalkeeper out

Goalkeeper Records

Team : CHN - China

No.	Name	SOG	SVS	MIP
32	SUN Zehao	14	14	60:00
31	CHEN Shifeng			

Team : TPE - Chinese Taipei

No.	Name	SOG	SVS	MIP
1	LEE Yi-Cheng	45	42	56:28
2	CHEN Tai-Yu	6	4	03:32

Game Statistics

Team : CHN (Red)																								
Head Coach : PEARN Perry Douglas										Shots on Goal					Time on Ice									
No.	Pos.	Name	G	A	P	PIM	FO+	FO-	FO+/-	FO%	1	2	3	OT	TS	+/-	1	2	3	OT	TOT	SHF	AVG	
11	D	ZHANG Pengfei	0	1	1	0	0	0	0	0.00	1	2	1		4	+1	7:24	7:50	6:16		21:30	22	0:58	
16	D	ZHANG Jiaqi +C	0	0	0	0	0	0	0	0.00	1	0	1		2	+1	6:40	6:03	7:39		20:22	25	0:48	
17	F	GUO Jianing	0	0	0	0	0	0	0	0.00	1	2	3		6	+1	6:30	5:48	4:47		17:05	20	0:51	

Timing & Results provided by BORNAN



Harbin Ice Hockey Arena
哈尔滨冰球馆

SAT 8 FEB 2025
Start Time 20:00
End Time 21:58

Ice Hockey
冰球

Men
男子

Preliminary round - Group A, Game 20
小组赛轮次 - A组, 比赛 20



Head Coach : PEARN Perry Douglas										Shots on Goal						Time on Ice							
No.	Pos.	Name	G	A	P	PIM	FO+	FO-	FO+/-	FO%	1	2	3	OT	TS	+/-	1	2	3	OT	TOT	SHF	AVG
56	F	ZHANG Zesen +A	1	1	2	2	0	2	-2	0.00	1	1	1		3	+1	4:50	4:42	4:29		14:01	18	0:46
88	F	YAN Juncheng	1	1	2	0	8	7	1	53.33	2	1	3		6	0	6:38	5:39	5:25		17:42	20	0:53
8	F	ZUO Tianyou	0	1	1	0	0	1	-1	0.00	0	1	1		2	0	6:11	7:46	7:05		21:02	21	1:00
12	F	YU Jilong	1	0	1	0	0	0	0	0.00	1	1	0		2	0	5:41	6:59	6:26		19:06	21	0:54
23	F	LI Zhihao	0	0	0	0	0	0	0	0.00	0	2	0		2	0	3:25	4:44	4:11		12:20	15	0:49
24	F	CHEN Kailin	0	0	0	4	8	2	6	80.00	1	2	0		3	+1	4:56	5:04	5:37		15:37	19	0:49
41	D	HAN Yuhang +A	0	2	2	0	0	0	0	0.00	1	2	0		3	+1	8:17	6:38	6:40		21:35	26	0:49
4	D	XU Lang	0	0	0	0	0	0	0	0.00	1	0	0		1	0	4:15	3:50	3:33		11:38	16	0:43
6	D	CHEN Zimeng	0	0	0	0	0	0	0	0.00	3	0	1		4	+1	7:54	7:17	6:30		21:41	24	0:54
7	D	ZONG Hanming	0	0	0	0	0	0	0	0.00	0	0	1		1	0	3:28	5:05	4:58		13:31	16	0:50
93	F	LI Mingshenhao	0	0	0	0	0	0	0	0.00	0	1	1		2	0	3:45	3:23	3:05		10:13	14	0:43
97	F	ZHUANG Xinyu	0	0	0	0	4	1	3	80.00	1	1	0		2	0	3:45	2:59	3:14		9:58	13	0:46
25	F	LIU Zihao	0	0	0	0	0	0	0	0.00	0	0	0		0	0	0:00	0:00	3:26		3:26	3	1:08
73	D	FU Rao	0	0	0	2	0	0	0	0.00	0	0	1		1	0	1:43	1:18	3:46		6:47	10	0:40
91	F	WANG Jing	1	0	1	0	11	5	6	68.75	0	2	1		3	+1	4:44	7:03	5:42		17:29	16	1:05
92	F	HOU Yuyang	1	1	2	0	0	0	0	0.00	1	2	1		4	+1	6:02	5:52	6:46		18:40	18	1:02
31	GK	CHEN Shifeng	0	0	0	0					0	0	0		0								
32	GK	SUN Zehao	0	0	0	0					0	0	0		0								
Total			5	7	12	8	31	18	13	63.27	15	20	16		51								

Team : TPE (White)

Head Coach : WENG To										Shots on Goal						Time on Ice							
No.	Pos.	Name	G	A	P	PIM	FO+	FO-	FO+/-	FO%	1	2	3	OT	TS	+/-	1	2	3	OT	TOT	SHF	AVG
11	F	LIN Yi-Kuan	0	0	0	4	9	9	0	50.00	2	0	0		2	-1	7:40	7:27	7:57		23:04	28	0:49
17	D	CHANG Han-Yuan	0	0	0	0	0	0	0	0.00	0	0	2		2	-1	6:44	6:02	9:02		21:48	26	0:50
19	F	LIN Hung-Ju +C	0	0	0	0	0	1	-1	0.00	0	0	0		0	0	8:00	5:48	7:11		20:59	26	0:48
22	D	LI Zheng-Wei	0	0	0	0	0	0	0	0.00	0	0	0		0	0	6:42	4:09	7:38		18:29	24	0:46
41	F	LIN Jui-Yu	0	0	0	0	0	0	0	0.00	1	1	0		2	0	7:04	7:22	7:58		22:24	27	0:49
28	F	LIN Yo-Chen	0	0	0	0	0	2	-2	0.00	0	1	1		2	-1	7:30	11:03	8:41		27:14	30	0:54
55	D	PAN Yi-Cheng	0	0	0	0	0	0	0	0.00	0	0	0		0	-1	5:35	5:00	5:39		16:14	21	0:46
61	F	YANG Chang-Hsing +A	0	0	0	0	9	14	-5	39.13	1	0	0		1	-1	7:20	7:26	6:31		21:17	26	0:49
82	D	PENG Mo +A	0	0	0	0	0	0	0	0.00	0	0	0		0	-1	6:20	8:09	6:33		21:02	24	0:52
95	F	WEN Pei-An	0	0	0	0	0	0	0	0.00	0	0	0		0	-1	6:46	7:19	6:49		20:54	25	0:50
9	F	CHEN Chiung-Yuan	0	0	0	0	0	1	-1	0.00	0	0	0		0	-1	4:53	3:53	4:16		13:02	23	0:34
18	F	SHIH Chen-Yun	0	0	0	0	0	1	-1	0.00	0	1	0		1	-1	4:29	1:42	0:00		6:11	10	0:37
21	D	LIN Ching	0	0	0	2	0	0	0	0.00	0	1	0		1	0	5:25	6:30	5:16		17:11	27	0:38
65	D	WANG Yung-Hsuan	0	0	0	0	0	0	0	0.00	0	0	0		0	0	4:20	6:25	5:27		16:12	25	0:38
86	F	CHEN Kuan-Ting	0	0	0	2	0	0	0	0.00	2	0	0		2	-1	4:26	2:44	4:13		11:23	19	0:35
4	D	SANG Chuo-En	0	0	0	0	0	0	0	0.00	0	0	0		0	0	1:06	1:36	0:00		2:42	2	1:21
63	F	WANG Po-Hsiang	0	0	0	0	0	2	-2	0.00	1	0	0		1	0	2:17	3:07	5:19		10:43	18	0:35
97	F	YU Sung-Yin	0	0	0	0	0	1	-1	0.00	0	0	0		0	0	2:03	0:26	0:00		2:29	6	0:24
1	GK	LEE Yi-Cheng	0	0	0	0					0	0	0		0								
2	GK	CHEN Tai-Yu	0	0	0	0					0	0	0		0								
Total			0	0	0	8	18	31	-13	36.73	7	4	3		14								



Group A

R	Team	GP	W	OTW	OTL	L	GDF	GF : GA	PTS
1	KAZ	4	4	0	0	0	+37	39 : 2	12
2	KOR	4	3	1	0	0	+27	35 : 8	11
3	CHN	4	2	0	1	1	+7	19 : 12	7
4	JPN	4	2	0	0	2	+16	26 : 10	6
5	THA	4	0	0	0	4	-37	1 : 38	0
6	TPE	4	0	0	0	4	-50	1 : 51	0

	CHN	JPN	KAZ	KOR	THA	TPE
CHN	*****	MON 10 FEB 20:00	1:6	5:6	8:0	5:0
JPN	MON 10 FEB 20:00	*****	1:4	2:5	8:1	15:0
KAZ	6:1	4:1	*****	MON 10 FEB 12:00	12:0	17:0
KOR	6:5	5:2	MON 10 FEB 12:00	*****	10:0	14:1
THA	0:8	1:8	0:12	0:10	*****	MON 10 FEB 16:00
TPE	0:5	0:15	0:17	1:14	MON 10 FEB 16:00	*****

Legend:

(G)	Goals in tournament	*	Does not count for Plus/minus	+/-	Plus/minus net	+A	Alternate Captain
+C	Captain	A	Assists	AVG	Average time on ice / shift	D	Defender
EQ	Equal strength	ET/Res	Penalty end time/Result of game	F	Forward	FO%	Face-offs won as percentage
FO+	Face-offs won	FO-	Face-offs lost	FO+/-	Face-offs net	G	Goals
GA	Goals against	GDF	Goal difference	GF	Goals for	GK	Goalkeeper
GP	Games played	L	Losses	MIP	Minutes in play (GK)	No.	Jersey number
OT	Overtime	OTL	Overtime losses	OTW	Overtime wins	P	Points
PIM	Penalties in minutes	Pos.	Position	PP1	Power play - 1 player	PPG	Power play goals
PTS	Points	R	Rank	SH1	Shorthanded - 1 player	SHF	Number of shifts
SHG	Shorthanded goals	SOG	Shots on goal	SVS	Saves	TOT	Total
TTP	Time on power play	TS	Total shots	W	Wins		



Shot Chart

射门表

CHN - TPE

Shots by TPE

Goals (o): 0

SSG (+): 7

SSP (-): 5

SPG (-): 5



GK 32 of CHN



1st Period




Shots by CHN

Goals (o): 4


SSG (+): 11

SSP (>): 7

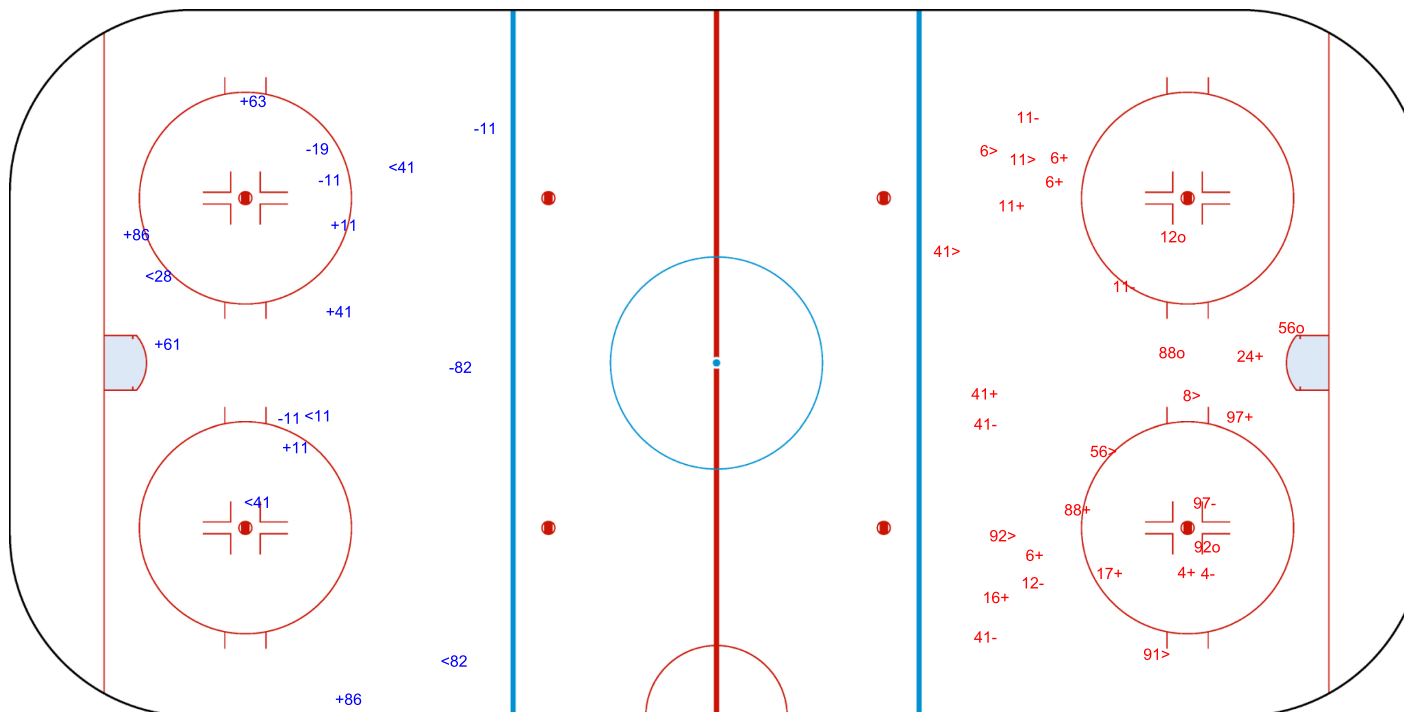
SPG (-): 7



GK 1 of TPE



GK 2 of TPE





Shots by CHN

Goals (o): 0

SSG (+): 20

SSP (<): 10

SPG (-): 1



GK 1 of TPE



2nd Period



Shots by TPE

Goals (o): 0

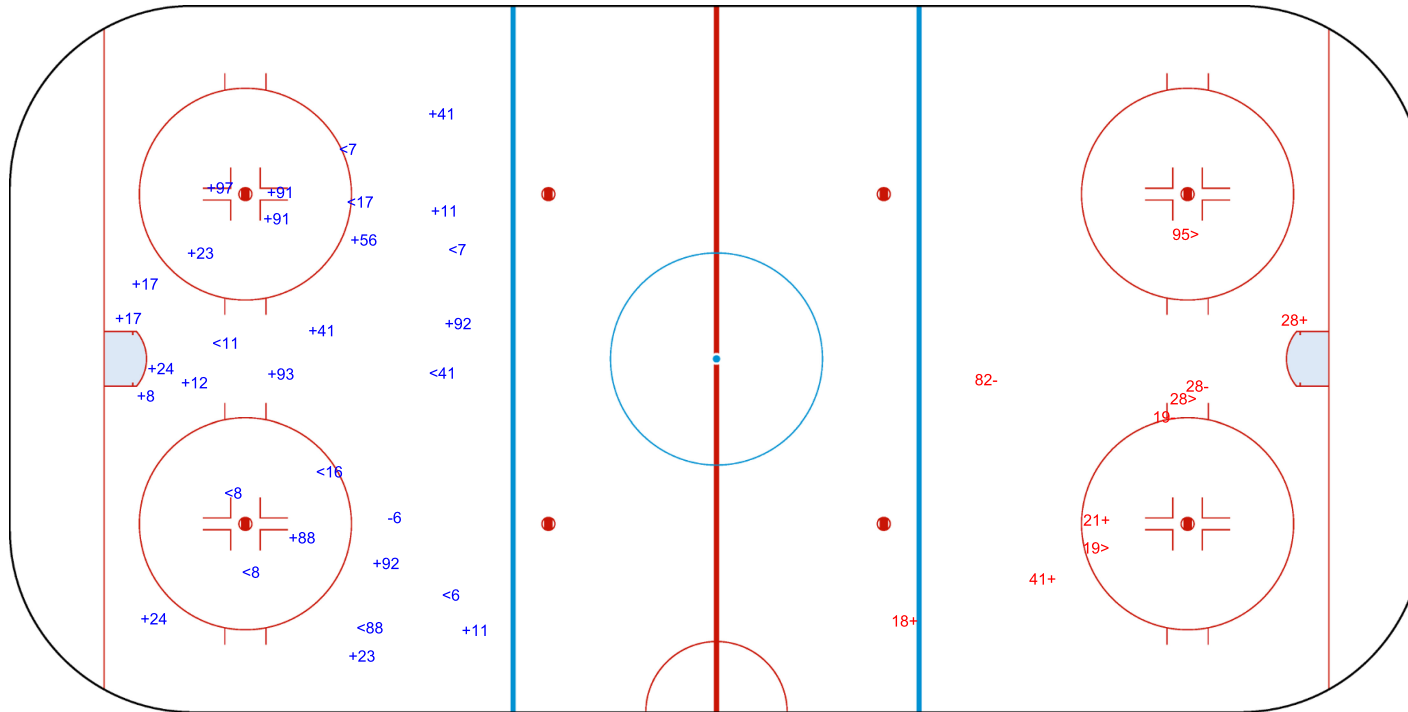
SSG (+): 4


SSP (>): 3

SPG (-): 3



GK 32 of CHN





SAT 8 FEB 2025
Start Time 20:00

Ice Hockey
冰球

Men
男子

Preliminary round - Group A, Game 20
小组赛轮次 - A 组, 比赛 20



Goals (o): 0 SSG (+): 3
SSP (<): 1 SPG (-): 2

GK 32 of CHN

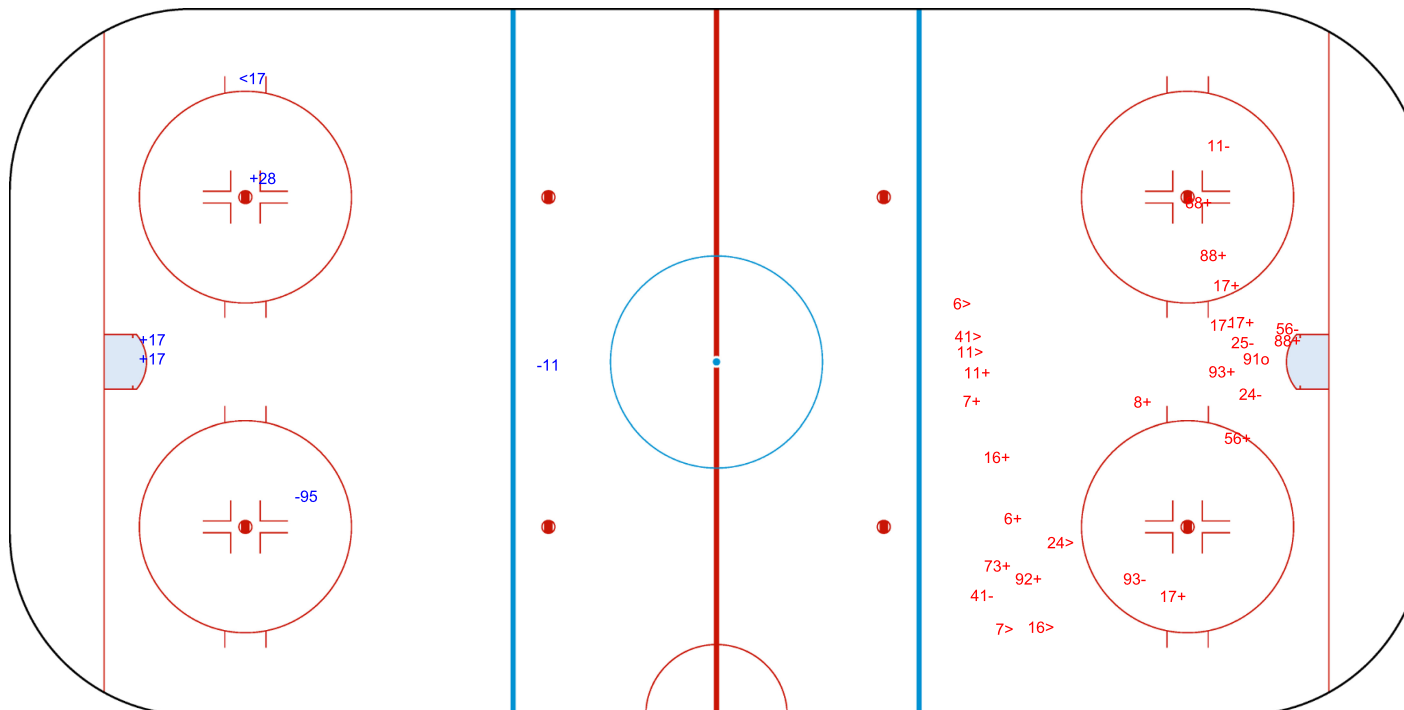
CHN

3rd Period

TPE

Goals (o): 1	SOG (+): 15
SSP (>): 6	SPG (-): 7

GK 1 of TPE



GK	Goalkeeper
-----------	------------

SPG

Shots past goal

SSG

Shots saved by goalkeeper

SSP

Shots saved by player

Timing & Results provided by **BORNAN**

Report Created SAT 8 FEB 2025 21:59

BORNAN
SPORTS TECHNOLOGY

Face-off Chart

争球表

CHN - TPE

1st PERIOD

	CHN		TPE		CHN		TPE		CHN		TPE		Total wins all zones	
	Def. zone	Att. zone	Def. zone	Att. zone	Def. zone	Att. zone	Def. zone	Att. zone	Def. zone	Att. zone	Def. zone	Att. zone	CHN	TPE
Total wins / period	- 88	+ 11	+ 88	- 11	- 88	+ 11	- 88	+ 11	- 88	+ 11	- 88	+ 11	13 / 65%	7 / 35%
	- 88	+ 61	+ 91	- 9	+ 97	- 11	+ 97	- 11	+ 97	- 11	+ 97	- 11		
	- 56	+ 11	+ 24	- 61	+ 88	- 11	+ 88	- 11	+ 88	- 11	+ 88	- 11		
	+ 24	- 63	- 91	+ 61	+ 97	- 11	+ 97	- 11	+ 97	- 11	+ 97	- 11		
	+ 24	- 11	+ 91	- 61	+ 88	- 97	+ 88	- 97	+ 88	- 97	+ 88	- 97		
	+ 91	- 61	- 91	+ 61	+ 24	- 61	+ 24	- 61	+ 24	- 61	+ 24	- 61		
	- 97	+ 61	+ 91	- 63										
	3 / 43%	4 / 57%	5 / 71%	2 / 29%	5 / 83%	1 / 17%								

2nd PERIOD

	CHN		TPE		CHN		TPE		CHN		TPE		Total wins all zones	
	Def. zone	Att. zone	Def. zone	Att. zone	Def. zone	Att. zone	Def. zone	Att. zone	Def. zone	Att. zone	Def. zone	Att. zone	CHN	TPE
Total wins / period	+ 91	- 18	- 88	+ 11	+ 24	- 61	+ 24	- 61	+ 24	- 61	+ 24	- 61	9 / 53%	8 / 47%
	- 24	+ 11	+ 91	- 61	+ 24	- 61	+ 24	- 61	+ 24	- 61	+ 24	- 61		
	- 88	+ 11	+ 88	- 11	- 88	+ 61	- 88	+ 61	- 88	+ 61	- 88	+ 61		
	- 91	+ 61			+ 91	- 61	+ 91	- 61	+ 91	- 61	+ 91	- 61		
					- 91	+ 61	- 91	+ 61	- 91	+ 61	- 91	+ 61		
	1 / 25%	3 / 75%	2 / 67%	1 / 33%	6 / 60%	4 / 40%								

3rd PERIOD

	CHN		TPE		CHN		TPE		CHN		TPE		Total wins all zones	
	Def. zone	Att. zone	Def. zone	Att. zone	Def. zone	Att. zone	Def. zone	Att. zone	Def. zone	Att. zone	Def. zone	Att. zone	CHN	TPE
Total wins / period	+ 88	- 61	+ 88	- 19	+ 24	- 61	+ 24	- 61	+ 24	- 61	+ 24	- 61	9 / 75%	3 / 25%
			+ 88	- 11	- 8	+ 11	- 8	+ 11	- 8	+ 11	- 8	+ 11		
			+ 97	- 61	+ 91	- 11	+ 91	- 11	+ 91	- 11	+ 91	- 11		
					+ 24	- 28	+ 24	- 28	+ 24	- 28	+ 24	- 28		
					+ 97	- 61	+ 97	- 61	+ 97	- 61	+ 97	- 61		
	1 / 100%	0 / 0%	3 / 100%	0 / 0%	5 / 63%	3 / 37%								

TOTAL

	CHN		TPE		CHN		TPE		CHN		TPE		Total wins all zones	
	Def. zone	Att. zone	Def. zone	Att. zone	Def. zone	Att. zone	Def. zone	Att. zone	Def. zone	Att. zone	Def. zone	Att. zone	CHN	TPE
Total wins / game	5 / 42%	7 / 58%	10 / 77%	3 / 23%	16 / 67%	8 / 33%							31 / 63%	18 / 37%

HEAD TO HEAD

		TPE													
		No.	9	11	18	19	28	61	63	97	Tot.	wins CHN	Dz	Nz	Az
CHN	8			0 - 1							1	0 0%			0 0%
	24			1 - 1				6 - 1	1 - 0		10	8 80%	2 67%	1 100%	5 83%
	56			0 - 1				0 - 1			2	0 0%	0 0%		0 0%
	88			4 - 5		1 - 0		2 - 2		1 - 0	15	8 53%	1 25%	4 80%	3 50%
	91	1 - 0	2 - 1	1 - 0			2 - 0	4 - 4	1 - 0		16	11 69%	2 67%	4 67%	5 71%
	97		2 - 0					2 - 1			5	4 80%	0 0%	1 100%	3 100%
Tot.		1	18	1	1	2	23	2	1	49	31 63%	5 42%	10 77%	16 67%	
wins TPE		0 0%	9 50%	0 0%	0 0%	0 0%	9 39%	0 0%	0 0%	18 37%					
Dz			4 44%			0 0%	4 33%		0 0%	8 33%					
Nz		0 0%	1 25%		0 0%		2 33%	0 0%		3 23%					
Az			4 80%	0 0%			3 60%	0 0%		7 58%					

Legend:

Az Attacking zone Dz Defending zone No. Jersey number Nz Neutral zone Tot. Total face-offs played

Game Roster

比赛名单

TKM - HKG

Referee

KANG Tae Woo (KOR)

Linespersons

CHI Hongda (CHN) , GAO Yinfeng (CHN)

Goalkeepers

Team: TKM

No.	Name	GP	MIP	GA	SVS	SOG	SVS%	GAA
1	GUVANJOV Tanryberdi	2	46:59	0	4	4	100.00	0.00
20	CHARYYEV Keremli	2	73:01	1	4	5	80.00	0.82

Team Roster

Team: TKM (Green)

No.	Pos.	Name	GP	G	A	PTS	PIM	+/-
1	GK	GUVANJOV Tanryberdi	2	0	0	0	0	
2	D	TANNYYEV Gurbanmyrat	2	1	4	5	0	+5
3	F	DURDYEV Serdar	2	1	2	3	0	+5
5	D	KAKAYEV Maksat	2	0	3	3	2	+7
7	D	HYDYROV Dovlet	2	0	1	1	0	+5
8	D	AGANIYAZOV Amangeldi	2	2	8	10	2	+15
9	F	BAYMYRADOV Baymyrat	2	8	4	12	2	+15
10	F	GELDIMYRADOV Arslan	2	6	6	12	0	+15
11	F	NURYEV Arslan	2	4	5	9	6	+13
13	F	GURBANOV Ahmet	2	2	3	5	0	+5
14	D	KAKAJANOV Serdar	2	1	3	4	0	+14
15	F	BAYJAYEV Dovrangeldi	2	2	3	5	4	+7
17	F	DOVLETMYRADOV Begench	2	7	8	15	4	+16
18	F	BAYHANOV Novruz	2	3	6	9	0	+15
19	F	VAHOVSKIY Aleksandr	2	2	3	5	0	+5
20	GK	CHARYYEV Keremli	2	0	0	0	0	
21	F	ORAZOV Nazar	2	3	1	4	0	+5
22	D	KAKABAYEV Erkin	2	1	4	5	0	+13
23	D	ANNASAPAROV Musa	2	1	2	3	0	+13
25	D	MUHYEV Allan	2	0	0	0	0	+5

Head Coach: VELIYEV Ilyas

SUSPENDED:

16 F ESENOV Ovezguly 2 1 4 5 6 +10

Team: HKG

No.	Name	GP	MIP	GA	SVS	SOG	SVS%	GAA
1	LAM Tsz Wing David	1	20:00	1	3	4	75.00	3.00
20	GAN Michael Xy Kam	1	31:59	0	0	0	0.00	0.00
33	CHEUNG Ching Ho	2	68:01	0	1	1	100.00	0.00

Team: HKG (White)

No.	Pos.	Name	GP	G	A	PTS	PIM	+/-
1	GK	LAM Tsz Wing David	1	0	0	0	0	
2	D	LEUNG Tony	2	0	3	3	0	+10
3	F	TO Hei Yu	2	0	3	3	0	+6
4	D	CHAN Ho Pong	2	1	2	3	0	+8
5	F	TONG Maxwell Wai Hin	2	11	6	17	0	+18
6	F	WANG Tsan Lam	2	4	1	5	0	+7
7	D	LEE Ryan Yuen Chong	2	4	5	9	0	+14
8	D	WONG Yin Hay Yannick	2	1	2	3	0	+15
9	F	CHU Ryan Chak Hay	2	8	8	16	0	+23
10	F	TANG Bryan	2	10	11	21	0	+24
11	D	WONG Ka Ho	2	1	2	3	0	+19
16	F	YAM Yau	2	2	7	9	2	+12
17	D	YUEN Howard Ho Yeung	2	0	2	2	4	+13
19	F	CHENG Chung Pan Justin	2	2	8	10	2	+12
20	GK	GAN Michael Xy Kam	1	0	0	0	0	
22	D	YAM Yi	1	0	0	0	0	+5
23	F	TANG Shin Ming Jasper	2	3	7	10	0	+12
27	F	NGAN Cheuk Long	2	2	2	4	0	+7
28	F	MAK Randolph Dash	2	3	4	7	2	+16
33	GK	CHEUNG Ching Ho	2	0	0	0	0	
55	F	SHAM Alvin Cheuk Him	2	0	3	3	4	+6
88	F	ELMER Colby Ruben	2	3	2	5	2	+7
91	F	SHUM Michael Lee Heng	1	1	3	4	0	+10

Head Coach: DURANT Carey Richard

Legend:

+/-	Plus/minus net	A	Assists	D	Defender	F	Forward
G	Goals	GA	Goals against	GAA	Goals against as average per 60 minutes	GK	Goalkeeper
GP	Games played	MIP	Minutes and seconds played	No.	Jersey number	PIM	Penalties in minutes
Pos.	Position	PTS	Points	SOG	Shots on goal	SVS	Saves
SVS%	Saves in percentage						

Line-Ups 阵容

TKM - HKG

Referee

KANG Tae Woo (KOR)

Linespersons

CHI Hongda (CHN), GAO Yinfeng (CHN)

Goalkeepers

Team: TKM

No.	Name
1	GUVANJOV Tanryberdi
20	CHARYYEV Keremli

Team Line-ups

Team: TKM (Green)

No.	Pos.	Name
8	D	AGANIYAZOV Amangeldi +A
14	D	KAKAJANOV Serdar
9	F	BAYMYRADOV Baymyrat +A
11	F	NURYEV Arslan
18	F	BAYHANOV Novruz
2	D	TANNYYEV Gurbanmyrat
7	D	HYDYROV Dovlet
13	F	GURBANOV Ahmet +C
15	F	BAYJAYEV Dovrangeldi
19	F	VAHOVSKIY Aleksandr
22	D	KAKABAYEV Erkin
23	D	ANNASAPAROV Musa
3	F	DURDYEV Serdar
10	F	GELDIMYRADOV Arslan
17	F	DOVLETMYRADOV Begench
5	D	KAKAYEV Maksat
25	D	MUHYEV Allan

Head Coach: VELIYEV Ilyas

NOT DRESSED:

21 F ORAZOV Nazar

SUSPENDED:

16 F ESENOV Ovezguly

Team: HKG

No.	Name
1	LAM Tsz Wing David
33	CHEUNG Ching Ho

Team: HKG (White)

No.	Pos.	Name
7	D	LEE Ryan Yuen Chong
11	D	WONG Ka Ho +A
16	F	YAM Yau
19	F	CHENG Chung Pan Justin +A
88	F	ELMER Colby Ruben
17	D	YUEN Howard Ho Yeung
9	F	CHU Ryan Chak Hay
10	F	TANG Bryan
28	F	MAK Randolph Dash
91	F	SHUM Michael Lee Heng
2	D	LEUNG Tony +C
4	D	CHAN Ho Pong
5	F	TONG Maxwell Wai Hin
23	F	TANG Shin Ming Jasper
27	F	NGAN Cheuk Long
8	D	WONG Yin Hay Yannick
3	F	TO Hei Yu
6	F	WANG Tsan Lam
55	F	SHAM Alvin Cheuk Him

Head Coach: DURANT Carey Richard

NOT DRESSED:

20 GK GAN Michael Xy Kam
22 D YAM Yi

Legend:

+A	Alternate Captain	+C	Captain	D	Defender	F	Forward
No.	Jersey number	Pos.	Position				

Graphical Line-ups

阵容图

TKM - HKG

Referee

KANG Tae Woo (KOR)

Linespersons

CHI Hongda (CHN), GAO Yinfeng (CHN)

Team: TKM - Turkmenistan (Green)

Head Coach: VELIYEV Ilyas

S1 20 CHARYYEV Keremli		
1 GUVANJOV Tanryberdi		
S4 9 BAYMYRADOV Baymyrat +A	S5 11 NURYEV Arslan	S6 18 BAYHANOV Novruz
S3 14 KAKAJANOV Serdar	S2 8 AGANIYAZOV Amangeldi +A	
15 BAYJAYEV Dovrangeldi	19 VAHOVSKIY Aleksandr	13 GURBANOV Ahmet +C
7 HYDYROV Dovlet	2 TANNYYEV Gurbanmyrat	
17 DOVLETMYRADOV Begench	3 DURDYEV Serdar	10 GELDIMYRADOV Arslan
22 KAKABAYEV Erkin	23 ANNASAPAROV Musa	
5 KAKAYEV Maksat	25 MUHYEV Allan	

Team: HKG - Hong Kong, China (White)

Head Coach: DURANT Carey Richard

S1 33 CHEUNG Ching Ho		
1 LAM Tsz Wing David		
S6 88 ELMER Colby Ruben	S4 16 YAM Yau	S5 19 CHENG Chung Pan Justin +A
S3 11 WONG Ka Ho +A	S2 7 LEE Ryan Yuen Chong	
91 SHUM Michael Lee Heng	10 TANG Bryan	9 CHU Ryan Chak Hay
28 MAK Randolph Dash	17 YUEN Howard Ho Yeung	
23 TANG Shin Ming Jasper	5 TONG Maxwell Wai Hin	27 NGAN Cheuk Long
2 LEUNG Tony +C	4 CHAN Ho Pong	
6 WANG Tsan Lam	55 SHAM Alvin Cheuk Him	3 TO Hei Yu
	8 WONG Yin Hay Yannick	

Legend:

+A Alternate Captain

+C Captain

Sn

Starting position

Timing & Results provided by BORNAN

Game Summary

比赛总结

TKM - HKG 1 - 5 (1 - 3, 0 - 2, 0 - 0)

Spectators	Referee	Linespersons
2915	KANG Tae Woo (KOR) LIU Jiaqi (CHN)	CHI Hongda (CHN), GAO Yinfeng (CHN)

Team Statistics

Period	Score	SVS	SOG	PIM	TPP	PPG	SHG
1	1 : 3	10 : 8	9 : 13	16 : 8	01:23 : 08:47	1 : 2	0 : 0
2	0 : 2	6 : 9	9 : 8	6 : 8	05:29 : 01:01	0 : 1	0 : 0
3	0 : 0	4 : 11	11 : 4	85 : 12	05:30 : 02:36	0 : 0	0 : 0
Total	1 : 5	20 : 28	29 : 25	107 : 28	12:22 : 12:24	1 : 3	0 : 0

1st Period

Action	Time	ET/Res	Team	Type	No.	Name	(G)	Name of Assistant(s) / Action Description
GK	00:00		TKM		20	CHARYYEV Keremli		- Goalkeeper in
GK	00:00		HKG		33	CHEUNG Ching Ho		- Goalkeeper in
Penalty	01:04	02:50	TKM	2 min.	7	HYDYROV Dovlet		- Interference
Goal	02:50	0 : 1	HKG	PP1	4	CHAN Ho Pong	(2)	5 TONG MWH On Ice TKM 20 2 8 9 18 HKG 33 4 5 27 28 91 *
Penalty	05:13	07:13	TKM	2 min.	18	BAYHANOV Novruz		- Interference
Penalty	05:20	07:20	HKG	2 min.	16	YAM Yau		- Holding the Stick
Penalty	07:06	09:06	TKM	2 min.	8	AGANIYAZOV A		- Tripping
Goal	07:13	0 : 2	HKG	EQ	10	TANG Bryan	(11)	9 CHU Ryan Chak Hay On Ice TKM 20 2 7 18 19 19 CHENG CPJ HKG 33 9 10 19 88
Penalty	08:27	10:27	TKM	2 min.	9	BAYMYRADOV B		- Cross-Checking
Penalty	10:50	11:56	HKG	2 min.	-	Team penalty		- Too Many Players / Served by: 23 TANG SMJ
Goal	11:56	1 : 2	TKM	PP1	19	VAHOVSKIY A	(3)	15 BAYJAYEV D On Ice TKM 20 2 7 13 15 19 7 HYDYROV Dovlet HKG 33 2 6 17 55 *
Penalty	12:49	13:48	TKM	2 min.	-	Team penalty		- Too Many Players / Served by: 25 MUHYEV Allan
Goal	13:48	1 : 3	HKG	PP1	10	TANG Bryan	(12)	9 CHU Ryan Chak Hay On Ice TKM 20 2 7 15 18 88 ELMER Colby Ruben HKG 33 9 10 16 19 88 *
Time-out	13:48		HKG					
Penalty	14:01	16:01	TKM	2 min.	17	DOVLETMYRADOV B		- Elbowing
Penalty	14:01	16:01	HKG	2 min.	28	MAK Randolph Dash		- Roughing
Penalty	14:01	16:01	TKM	2 min.	10	GELDIMYRADOV A		- Roughing
Penalty	14:42	16:42	TKM	2 min.	9	BAYMYRADOV B		- Interference
Penalty	19:43	21:43	HKG	2 min.	88	ELMER Colby Ruben		- Cross-Checking

2nd Period

Action	Time	ET/Res	Team	Type	No.	Name	(G)	Name of Assistant(s) / Action Description
Penalty	22:01	24:01	HKG	2 min.	17	YUEN HHY		- Interference
Penalty	22:25	24:25	HKG	2 min.	19	CHENG CPJ		- High Sticking
Penalty	22:25	26:25	HKG	2 min.	19	CHENG CPJ		- High Sticking
Penalty	23:12	25:12	TKM	2 min.	2	TANNYYEV G		- Holding the Stick
Penalty	27:15	29:15	HKG	2 min.	5	TONG MWH		- Tripping
Penalty	27:48	29:48	TKM	2 min.	10	GELDIMYRADOV A		- Slashing
Goal	31:13	1 : 4	HKG	EQ	2	LEUNG Tony	(1)	16 YAM Yau On Ice TKM 20 2 3 8 10 17 HKG 33 2 3 4 16 55
Penalty	38:20	38:48	TKM	2 min.	10	GELDIMYRADOV A		- Cross-Checking
Goal	38:48	1 : 5	HKG	PP1	9	CHU Ryan Chak Hay	(9)	88 ELMER Colby Ruben On Ice TKM 20 8 11 14 18 5 TONG MWH HKG 33 5 9 19 28 88 *

3rd Period

Action	Time	ET/Res	Team	Type	No.	Name	(G)	Name of Assistant(s) / Action Description
Penalty	44:40	46:40	TKM	2 min.	10	GELDIMYRADOV A		- Charging
Penalty	45:49	47:49	HKG	2 min.	88	ELMER Colby Ruben		- Tripping
Penalty	49:03	51:03	HKG	2 min.	2	LEUNG Tony		- Interference
Penalty	53:31	55:31	HKG	2 min.	5	TONG MWH		- Unsportsmanlike Conduct

Timing & Results provided by BORNAN



SUN 9 FEB 2025

Start Time 9:00
End Time 12:01

Men
男子

Preliminary round - Group C, Game 21

小组赛轮次 - C组, 比赛 21



Action	Time	ET/Res	Team	Type	No.	Name	(G)	Name of Assistant(s) / Action Description
Penalty	54:52	56:52	HKG	2 min.	16	YAM Yau		- Cross-Checking
Penalty	55:52	57:52	TKM	2 min.	18	BAYHANOV Novruz		- Cross-Checking
Penalty	58:20	60:00	TKM	2 min.	22	KAKABAYEV Erkin		- Slashing
Penalty	58:20	60:00	HKG	2 min.	91	SHUM MLH		- Roughing
Penalty	58:20	60:00	TKM	2 min.	17	DOVLETMYRADOV B		- Roughing
Penalty	58:32	60:00	HKG	2 min.	88	ELMER Colby Ruben		- Interference
Penalty	59:45	60:00	TKM	2 min.	18	BAYHANOV Novruz		- Cross-Checking
GK	60:00		TKM					20 CHARYYEV Keremli - Goalkeeper out
GK	60:00		HKG					33 CHEUNG Ching Ho - Goalkeeper out
Penalty	60:00	60:00	TKM	5 min.	17	DOVLETMYRADOV B		- Fighting
Penalty	60:00	60:00	TKM	20 min.	17	DOVLETMYRADOV B		- Game Misconduct Penalty
Penalty	60:00	60:00	TKM	5 min.	10	GELDIMYRADOV A		- Fighting
Penalty	60:00	60:00	TKM	20 min.	10	GELDIMYRADOV A		- Game Misconduct Penalty
Penalty	60:00	60:00	TKM	5 min.	22	KAKABAYEV Erkin		- Fighting
Penalty	60:00	60:00	TKM	20 min.	22	KAKABAYEV Erkin		- Game Misconduct Penalty

Goalkeeper Records

Team : TKM - Turkmenistan

No.	Name	SOG	SVS	MIP
20	CHARYYEV Keremli	25	20	60:00
1	GUVANJOV Tanryberdi			

Team : HKG - Hong Kong, China

No.	Name	SOG	SVS	MIP
33	CHEUNG Ching Ho	29	28	60:00
1	LAM Tsz Wing David			

Game Statistics

Team : TKM (Green)

Head Coach : VELIYEV Ilyas										Shots on Goal						Time on Ice							
No.	Pos.	Name	G	A	P	PIM	FO+	FO-	FO+/-	FO%	1	2	3	OT	TS	+/-	1	2	3	OT	TOT	SHF	AVG
8	D	AGANIYAZOV Amangeldi +A	0	0	0	2	1	0	1	100.00	0	0	1		1	-1	7:27	7:55	7:09		22:31	25	0:54
9	F	BAYMYRADOV Baymyrat +A	0	0	0	4	3	4	-1	42.86	1	1	1		3	0	6:22	7:52	4:53		19:07	22	0:52
11	F	NURYEV Arslan	0	0	0	0	8	9	-1	47.06	1	0	1		2	0	4:54	5:21	5:32		15:47	18	0:52
14	D	KAKAJANOV Serdar	0	0	0	0	0	0	0	0.00	1	0	0		1	0	5:20	6:04	6:38		18:02	21	0:51
18	F	BAYHANOV Novruz	0	0	0	6	0	0	0	0.00	1	0	1		2	-1	7:14	5:21	6:21		18:56	22	0:51
2	D	TANNYYEV Gurbanmyrat	0	0	0	2	0	0	0	0.00	0	1	0		1	-2	5:58	7:02	6:40		19:40	22	0:53
7	D	HYDYROV Dovlet	0	1	1	2	0	0	0	0.00	1	2	1		4	-1	4:21	6:14	6:37		17:12	21	0:49
13	F	GURBANOV Ahmet +C	0	0	0	0	0	0	0	0.00	0	0	1		1	0	2:52	5:58	4:42		13:32	16	0:50
15	F	BAYJAYEV Dovrangeldi	0	1	1	0	0	1	-1	0.00	1	2	0		3	0	3:45	5:12	7:00		15:57	20	0:47
19	F	VAHOVSKIY Aleksandr	1	0	1	0	11	7	4	61.11	1	0	0		1	-1	5:11	7:08	5:30		17:49	21	0:50
3	F	DURDYEV Serdar	0	0	0	0	5	9	-4	35.71	1	0	1		2	-1	3:26	4:18	4:17		12:01	13	0:55
10	F	GELDIMYRADOV Arslan	0	0	0	33	1	4	-3	20.00	0	2	1		3	-1	6:33	6:37	5:24		18:34	25	0:44
17	F	DOVLETMYRADOV Begench	0	0	0	29	0	0	0	0.00	1	0	2		3	-1	6:51	6:43	7:22		20:56	23	0:54
22	D	KAKABAYEV Erkin	0	0	0	27	0	1	-1	0.00	0	1	1		2	0	7:52	6:23	6:40		20:55	23	0:54
23	D	ANNASAPAROV Musa	0	0	0	0	0	1	-1	0.00	0	0	0		0	0	8:54	7:24	5:51		22:09	24	0:55
5	D	KAKAYEV Maksat	0	0	0	0	0	0	0	0.00	0	0	0		0	0	0:00	0:00	2:27		2:27	2	1:13
25	D	MUHYEV Allan	0	0	0	0	0	0	0	0.00	0	0	0		0	0	0:00	0:00	1:02		1:02	1	1:02
1	GK	GUVANJOV Tanryberdi	0	0	0	0					0	0	0		0								
20	GK	CHARYEV Keremli	0	0	0	0					0	0	0		0								
Total			1	2	3	105	29	36	-7	44.62	9	9	11		29								

Team : HKG (White)

Head Coach : DURANT Carey Richard										Shots on Goal					Time on Ice									
No.	Pos.	Name	G	A	P	PIM	FO+	FO-	FO+/-	FO%	1	2	3	OT	TS	+/-	1	2	3	OT	TOT	SHF	AVG	
7	D	LEE Ryan Yuen Chong	0	0	0	0	1	0	1	100.00	0	1	0		1	0	5:44	8:38	5:22		19:44	20	0:59	
11	D	WONG Ka Ho +A	0	0	0	0	1	1	0	50.00	0	0	0		0	0	3:01	8:43	3:43		15:27	18	0:51	
16	F	YAM Yau	0	1	1	4	14	5	9	73.68	0	0	1		1	+1	10:29	6:23	9:22		26:14	22	1:11	
19	F	CHENG Chung Pan Justin +A	0	1	1	4	2	5	-3	28.57	0	0	0		0	+1	11:33	4:38	9:56		26:07	24	1:05	
88	F	ELMER Colby Ruben	0	2	2	6	0	1	-1	0.00	2	1	0		3	+1	10:52	5:45	7:18		23:55	22	1:05	
9	F	CHU Ryan Chak Hay	1	2	3	0	0	0	0	0.00	3	1	0		4	+1	9:02	4:52	6:03		19:57	17	1:10	

Timing & Results provided by BORNAN



SUN 9 FEB 2025
Start Time 9:00
End Time 12:01

Men
男子

Preliminary round - Group C, Game 21
小组赛轮次 - C组, 比赛 21



Head Coach : DURANT Carey Richard											Shots on Goal					Time on Ice							
No.	Pos.	Name	G	A	P	PIM	FO+	FO-	FO+/-	FO%	1	2	3	OT	TS	+/-	1	2	3	OT	TOT	SHF	AVG
10	F	TANG Bryan	2	0	2	0	5	1	4	83.33	3	0	0		3	+1	8:53	0:47	0:00		9:40	8	1:12
17	D	YUEN Howard Ho Yeung	0	0	0	2	0	2	-2	0.00	0	0	2		2	0	3:09	3:35	6:53		13:37	17	0:48
28	F	MAK Randolph Dash	0	0	0	2	0	0	0	0.00	0	2	0		2	0	5:53	9:20	11:16		26:29	26	1:01
91	F	SHUM Michael Lee Heng	0	0	0	2	0	0	0	0.00	0	1	0		1	0	4:51	6:05	5:20		16:16	17	0:57
2	D	LEUNG Tony +C	1	0	1	2	0	0	0	0.00	0	1	0		1	+1	2:36	2:03	3:29		8:08	11	0:44
4	D	CHAN Ho Pong	1	0	1	0	1	2	-1	33.33	2	0	0		2	+1	5:37	5:47	4:42		16:06	17	0:56
5	F	TONG Maxwell Wai Hin	0	2	2	4	7	8	-1	46.67	2	1	0		3	0	5:49	6:31	5:13		17:33	21	0:50
23	F	TANG Shin Ming Jasper	0	0	0	0	0	0	0	0.00	0	0	0		0	0	1:04	1:48	0:32		3:24	5	0:40
27	F	NGAN Cheuk Long	0	0	0	0	1	1	0	50.00	1	0	0		1	0	3:39	3:12	1:38		8:29	11	0:46
3	F	TO Hei Yu	0	0	0	0	0	0	0	0.00	0	0	0		0	+1	1:39	4:29	3:41		9:49	12	0:49
6	F	WANG Tsan Lam	0	0	0	0	0	0	0	0.00	0	0	1		1	0	1:26	2:28	1:39		5:33	9	0:37
8	D	WONG Yin Hay Yannick	0	0	0	0	0	0	0	0.00	0	0	0		0	0	0:20	1:34	1:57		3:51	7	0:33
55	F	SHAM Alvin Cheuk Him	0	0	0	0	4	3	1	57.14	0	0	0		0	+1	1:06	3:39	3:01		7:46	10	0:46
1	GK	LAM Tsz Wing David	0	0	0	0					0	0	0		0								
33	GK	CHEUNG Ching Ho	0	0	0	0					0	0	0		0								
Total			5	8	13	26	36	29	7	55.38	13	8	4		25								

Group C

R	Team	GP	W	OTW	OTL	L	GDF	GF : GA	PTS
1	HKG	3	3	0	0	0	+59	61 : 2	9
2	TKM	3	2	0	0	1	+40	46 : 6	6
3	IND	2	0	0	0	2	-48	1 : 49	0
4	MAC	2	0	0	0	2	-51	1 : 52	0

	HKG	IND	MAC	TKM
HKG	*****	30:0	26:1	5:1
IND	0:30	*****	SUN 09 FEB 13:00	1:19
MAC	1:26	SUN 09 FEB 13:00	*****	0:26
TKM	1:5	19:1	26:0	*****

Legend:

(G)	Goals in tournament	*	Does not count for Plus/minus	+/-	Plus/minus net	+A	Alternate Captain
+C	Captain	A	Assists	AVG	Average time on ice / shift	D	Defender
EQ	Equal strength	ET/Res	Penalty end time/Result of game	F	Forward	FO%	Face-offs won as percentage
FO+	Face-offs won	FO-	Face-offs lost	FO+/-	Face-offs net	G	Goals
GA	Goals against	GDF	Goal difference	GF	Goals for	GK	Goalkeeper
GP	Games played	L	Losses	MIP	Minutes in play (GK)	No.	Jersey number
OT	Overtime	OTL	Overtime losses	OTW	Overtime wins	P	Points
PIM	Penalties in minutes	Pos.	Position	PP1	Power play - 1 player	PPG	Power play goals
PTS	Points	R	Rank	SHF	Number of shifts	SHG	Shorthanded goals
SOG	Shots on goal	SVS	Saves	TOT	Total	TPP	Time on power play
TS	Total shots	W	Wins				

Replacement referee: At 7:15 of 2nd period LIU Jiaqi (CHN) replaced KANG Tae Woo (KOR).

Timing & Results provided by BORNAN


Shot Chart

射门表

TKM - HKG

Shots by TKM

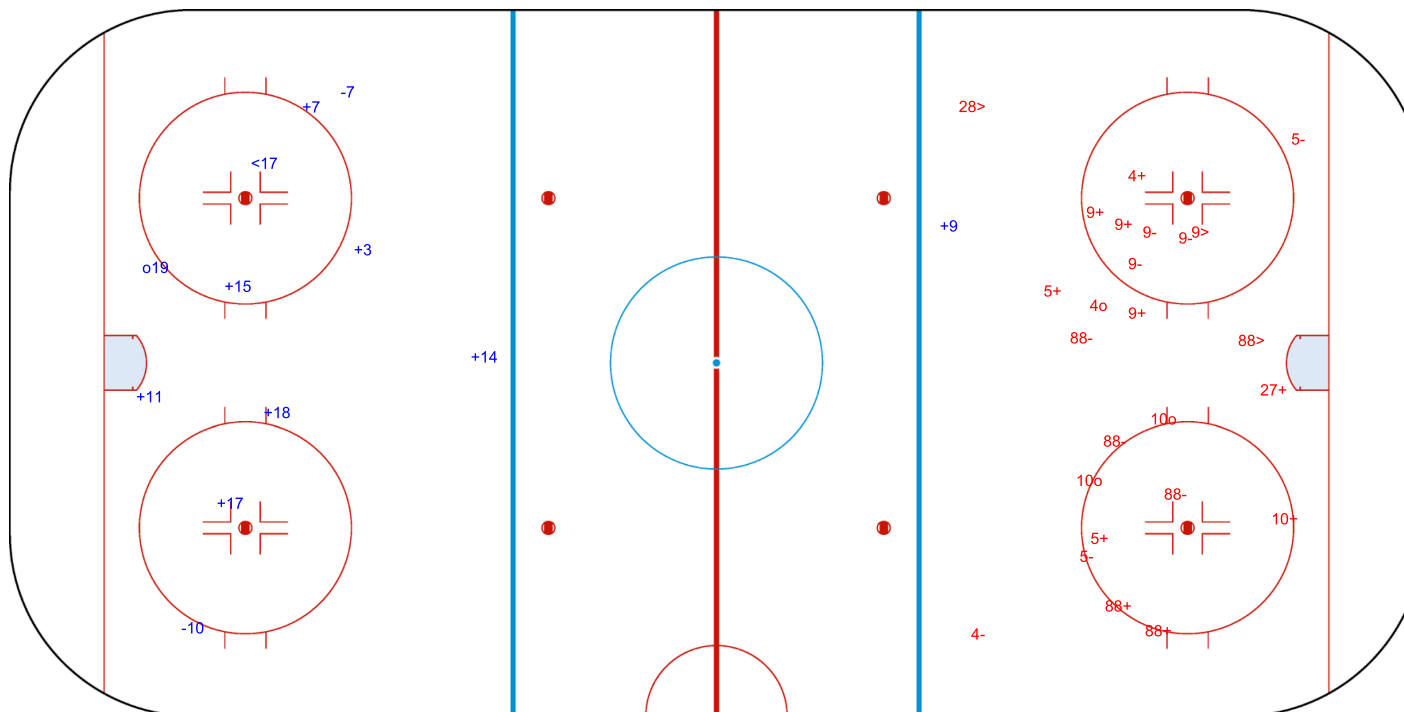
Goals (o): 1 SSG (+): 8
SSP (<): 1 SPG (-): 2



GK 33 of HKG

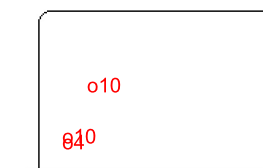


1st Period



Shots by HKG

Goals (o): 3 SSG (+): 10
SSP (>): 3 SPG (-): 9



GK 20 of TKM




Shots by HKG

Goals (o): 2

SSG (+): 6

SSP (<): 1

SPG (-): 4



GK 20 of TKM



2nd Period



Shots by TKM

Goals (o): 0

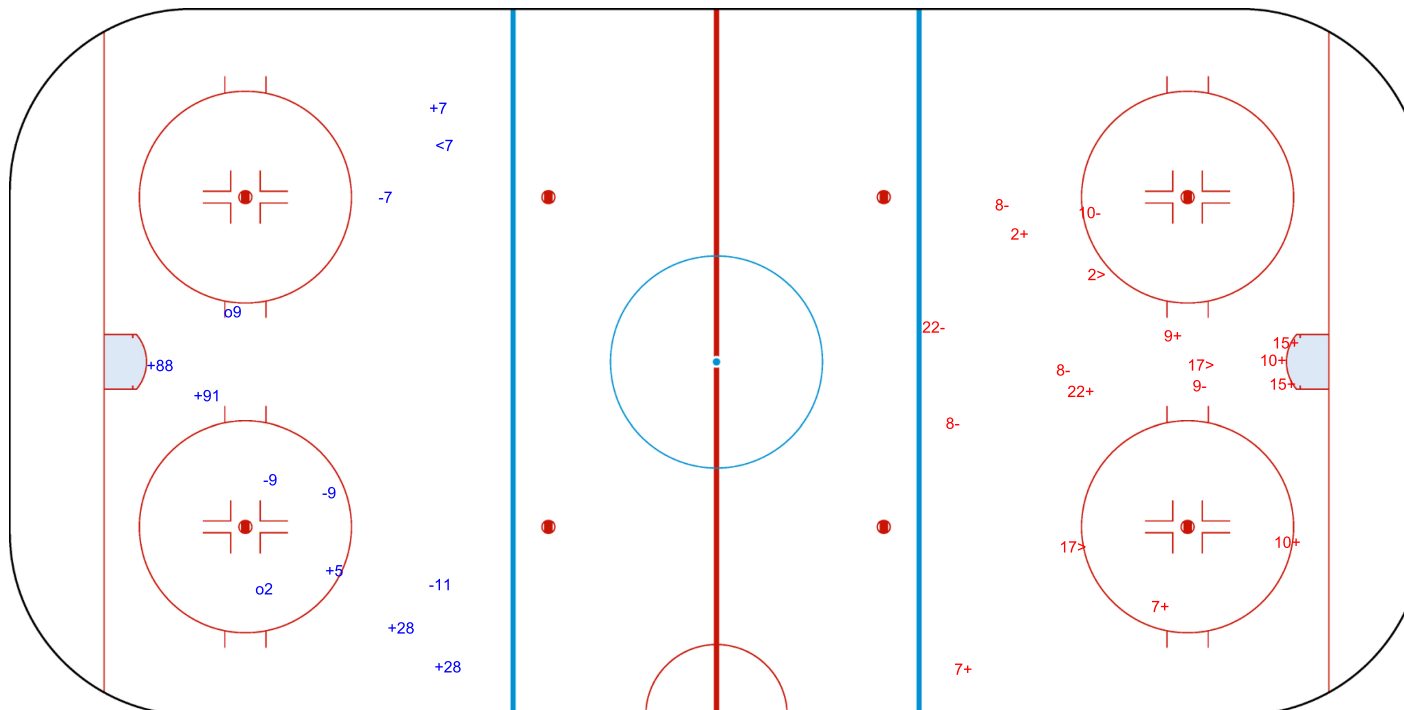
SSG (+): 9

SSP (>): 3

SPG (-): 6



GK 33 of HKG





Shots by TKM

Goals (o): 0

SSP (<): 7

SSG (+): 11

SPG (-): 7



GK 33 of HKG



3rd Period



Shots by HKG

Goals (o): 0

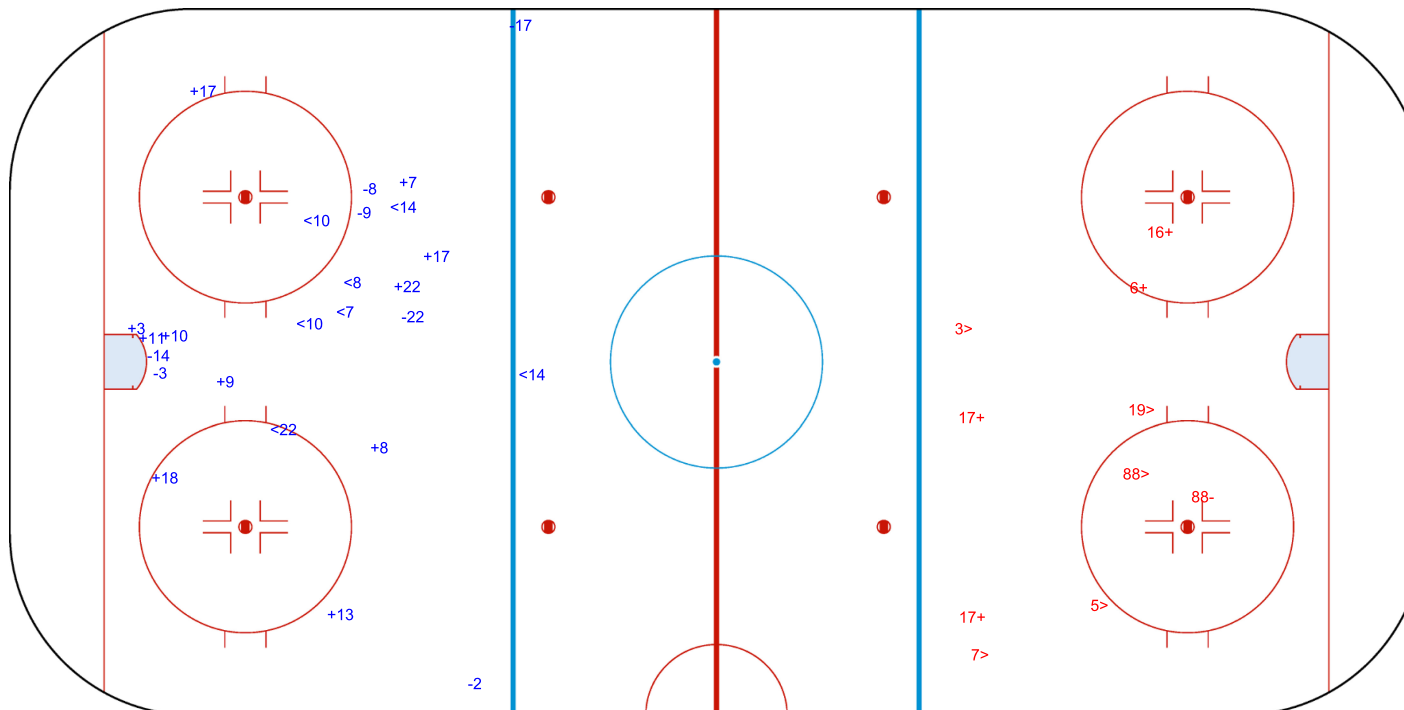
SSP (>): 5

SSG (+): 4

SPG (-): 1



GK 20 of TKM



Legend:

GK

Goalkeeper

SPG

Shots past goal

SSG

Shots saved by goalkeeper

SSP

Shots saved by player

Timing & Results provided by BORNAN

Face-off Chart

争球表

TKM - HKG

1st PERIOD

	TKM		HKG		TKM		HKG		TKM		HKG		
	Def. zone	Att. zone	Def. zone	Att. zone	Def. zone	Att. zone	Def. zone	Att. zone	Def. zone	Att. zone	Def. zone	Att. zone	
	- 10	+ 16	- 11	+ 16	- 19	+ 19	- 19	+ 19	- 19	+ 19	- 19	+ 19	
	- 3	+ 5	- 19	+ 10	+ 11	- 11	+ 11	- 11	+ 11	- 11	+ 11	- 11	
	- 15	+ 16	+ 19	- 16	+ 19	- 17	+ 19	- 17	+ 19	- 17	+ 19	- 17	
	- 19	+ 19	- 3	+ 10	- 11	+ 16	- 11	+ 16	- 11	+ 16	- 11	+ 16	
	- 19	+ 5	+ 10	- 19	- 23	+ 10	+ 10	- 23	+ 10	- 23	+ 10	- 23	
	- 11	+ 16	+ 11	- 5									
	+ 8	- 16	- 3	+ 16									
	- 9	+ 16	- 3	+ 10									
	+ 19	- 16	+ 19	- 55									
	+ 3	- 19											
Total wins / period	3 / 30%	7 / 70%	4 / 44%	5 / 56%	2 / 40%	3 / 60%			2 / 40%	3 / 60%			
Total wins all zones													
	TKM		HKG		TKM		HKG		TKM		HKG		
	9 / 38%		15 / 62%										

2nd PERIOD

	TKM		HKG		TKM		HKG		TKM		HKG		
	Def. zone	Att. zone	Def. zone	Att. zone	Def. zone	Att. zone	Def. zone	Att. zone	Def. zone	Att. zone	Def. zone	Att. zone	
	- 19	+ 55	+ 19	- 55	+ 19	- 4	- 19	+ 10	+ 19	- 4	- 19	+ 10	
	+ 9	- 88	+ 3	- 16	- 19	+ 10	+ 19	- 10	- 19	+ 10	+ 19	- 10	
	- 11	+ 16	+ 3	- 19	- 10	+ 4	- 10	+ 4	- 10	+ 4	- 10	+ 4	
	- 11	+ 5	- 3	+ 5	- 11	+ 5	- 11	+ 5	- 11	+ 5	- 11	+ 5	
	+ 11	- 5	+ 19	- 55	+ 3	- 16	+ 3	- 16	+ 3	- 16	+ 3	- 16	
Total wins / period	2 / 40%	3 / 60%	4 / 80%	1 / 20%	3 / 50%	3 / 50%			3 / 50%	3 / 50%			
Total wins all zones													
	TKM		HKG		TKM		HKG		TKM		HKG		
	9 / 56%		7 / 44%										

3rd PERIOD

	TKM		HKG		TKM		HKG		TKM		HKG		
	Def. zone	Att. zone	Def. zone	Att. zone	Def. zone	Att. zone	Def. zone	Att. zone	Def. zone	Att. zone	Def. zone	Att. zone	
	- 10	+ 5	- 11	+ 16	- 11	+ 55	- 11	+ 55	- 11	+ 55	- 11	+ 55	
	- 11	+ 16	- 9	+ 5	+ 9	- 5	+ 9	- 5	+ 9	- 5	+ 9	- 5	
	- 3	+ 16	- 22	+ 55	+ 11	- 5	+ 11	- 5	+ 11	- 5	+ 11	- 5	
	+ 11	- 5	- 3	+ 55	- 3	+ 7	- 3	+ 7	- 3	+ 7	- 3	+ 7	
	+ 11	- 5	- 19	+ 16	+ 11	- 5	+ 11	- 5	+ 11	- 5	+ 11	- 5	
	+ 19	- 5			- 3	+ 11	- 3	+ 11	- 3	+ 11	- 3	+ 11	
	- 9	+ 27			+ 3	- 4	+ 3	- 4	+ 3	- 4	+ 3	- 4	
	+ 9	- 27			+ 19	- 17	+ 19	- 17	+ 19	- 17	+ 19	- 17	
					+ 11	- 19	+ 11	- 19	+ 11	- 19	+ 11	- 19	
					- 10	+ 16	- 10	+ 16	- 10	+ 16	- 10	+ 16	
					+ 19	- 19	+ 19	- 19	+ 19	- 19	+ 19	- 19	
					- 9	+ 16	- 9	+ 16	- 9	+ 16	- 9	+ 16	
Total wins / period	4 / 50%	4 / 50%	0 / 0%	5 / 100%	7 / 58%	5 / 42%			7 / 58%	5 / 42%			
Total wins all zones													
	TKM		HKG		TKM		HKG		TKM		HKG		
	11 / 44%		14 / 56%										

TOTAL



Total wins / game	TKM	HKG	TKM	HKG	TKM	HKG	Total wins all zones	
	Def. zone	Att. zone	Neutral zone		Att. zone	Def. zone		
	9 / 39%	14 / 61%	8 / 42%	11 / 58%	12 / 52%	11 / 48%	TKM	HKG
							29 / 45%	36 / 55%

HEAD TO HEAD

		HKG															
	No.	4	5	7	10	11	16	17	19	27	55	88	Tot.	wins TKM	Dz	Nz	Az
TKM	3	1 - 0	0 - 2	0 - 1	0 - 2	0 - 1	2 - 2		2 - 0		0 - 1		14	5 36%	1 33%	2 29%	2 50%
	8						1 - 0						1	1 100%	1 100%		
	9		1 - 1				0 - 2			1 - 1		1 - 0	7	3 43%	2 50%	0 0%	1 50%
	10	0 - 1	0 - 1				0 - 2		1 - 0				5	1 20%	0 0%	1 100%	0 0%
	11		6 - 2			1 - 0	0 - 6		1 - 0		0 - 1		17	8 47%	3 43%	1 33%	4 57%
	15						0 - 1						1	0 0%	0 0%		
	19	1 - 0	1 - 1		1 - 2		2 - 1	2 - 0	1 - 2		3 - 1		18	11 61%	2 40%	4 67%	5 71%
	22										0 - 1		1	0 0%		0 0%	
	23				0 - 1								1	0 0%			0 0%
	Tot.	3	15	1	6	2	19	2	7	2	7	1	65	29 45%	9 39%	8 42%	12 52%
	wins HKG	1 33%	7 47%	1 100%	5 83%	1 50%	14 74%	0 0%	2 29%	1 50%	4 57%	0 0%	36 55%				
	Dz	1 33%	1 25%	1 100%	2 67%	1 50%	3 75%	0 0%	1 33%		1 100%		11 48%				
	Nz		2 67%		3 100%		4 67%		0 0%		2 40%		11 58%				
	Az		4 50%				7 78%		1 50%	1 50%	1 100%	0 0%	14 61%				

Legend:									
Az	Attacking zone	Dz	Defending zone	No.	Jersey number	Nz	Neutral zone	Tot.	Total face-offs played

Official Communication 官方通告

Item:4

Game 21, Suspension remainder TKM Players #10, #11, #17, #18

Summary:

Following notification via email on 09/02/2025/12:25 the deciding panel was investigating TKM #10, #11, #17, #18 for incidents happening during that game and suspended these players for the remainder of the event.

Following review of the incidents the deciding panel decided that the OCA Disciplinary Commission as well as the IIHF are being notified of the suspensions and incidents.

Details:

Issued by: Harald Springfield, IHO Technical Delegate
Time: 3:08
Date: 10 Feb 2025

This decision affects: Results
Schedule
Other

X



Game Roster

比赛名单

MAC - IND

Referee

YUSOFF Mohamad Faris Hakimin Bin (MAS)

Linespersons

FU Dahe (CHN) , YUAN Zhaoyang (CHN)

Goalkeepers

Team: MAC

No.	Name	GP	MIP	GA	SVS	SOG	SVS%	GAA
26	LEUNG Manlong	2	120:00	52	160	212	75.47	26.00
61	HO Hou	1	00:00	0	0	0	0.00	0.00

Team Roster

Team: MAC (Green)

No.	Pos.	Name	GP	G	A	PTS	PIM	+/-
3	F	SHINODA Katsuyoshi	2	0	0	0	0	-15
5	F	UN Kinfa	2	0	0	0	0	-1
6	F	GUAN Chentao	2	0	0	0	4	-16
11	F	SOU Edison Pak Hei	2	0	0	0	0	-12
12	D	LAO Chon Hou	2	0	0	0	0	-9
14	D	CHON Ka Miu	2	0	0	0	0	-15
21	D	KONG Chong Man	2	0	0	0	2	-15
22	F	CHENG Chon Herminio	1	0	0	0	2	-8
25	F	LIN Zhi Hang	2	0	0	0	0	-16
26	GK	LEUNG Manlong	2	0	0	0	0	
37	D	HU Zhaoting Tse	2	0	0	0	2	-17
45	F	LAO Chi Chong	2	0	0	0	0	-11
61	GK	HO Hou	1	0	0	0	0	
69	F	YEUNG Ho Yin	2	0	0	0	0	-15
71	D	LEONG Chon Kong	2	0	0	0	0	-18
77	D	WONG Kitcheng	2	0	0	0	0	-15
82	F	LEI Pak In	2	0	0	0	0	-15
87	D	KU Hio Tong	1	0	0	0	2	-7
89	F	IEONG Weng Hei	2	0	0	0	0	-2
97	F	LI Chon Hei	2	0	0	0	2	-18
98	F	HONG Argus Iat Hei	2	1	0	1	0	-15

Head Coach: HO Chon Nin

Team: IND

No.	Name	GP	MIP	GA	SVS	SOG	SVS%	GAA
34	PHANDEY Stanzin	0	00:00	0	0	0	0.00	0.00
38	TUNDUP Namgail	2	10:20	6	14	20	70.00	34.84
83	CHAMBA Lotus	2	109:40	43	111	154	72.08	23.53

Team: IND (White)

No.	Pos.	Name	GP	G	A	PTS	PIM	+/-
7	D	GYALTSO Tsewang	2	0	0	0	0	-10
11	D	HUSSAIN Sajjad	2	0	0	0	0	-6
12	F	LOTUS Stanzin	2	0	0	0	0	-12
16	D	ANGCHUK Tsering	2	0	0	0	2	-12
17	D	MUSTAFA Ghulam	2	0	0	0	6	-8
18	F	ANGCHOK Stanzin	2	1	0	1	0	-9
21	D	NORBOO Rigzin	2	0	0	0	0	-13
24	D	NAMGYAL Stanzin	2	0	0	0	0	-13
34	GK	PHANDEY Stanzin	0	0	0	0	0	
37	F	LAKDAN Angchok	2	0	1	1	2	-5
38	GK	TUNDUP Namgail	2	0	0	0	0	
42	F	ISMAIL Mohd	2	0	0	0	2	-13
44	F	BABA Mohammad Ali	2	0	0	0	2	-10
47	F	TASHI Namgail	2	0	0	0	2	-6
68	F	DORJAY Angchok	2	0	0	0	4	-8
72	F	TSETAN Chamba	2	0	0	0	6	-12
77	F	KUNZANG Jigmath	2	0	1	1	2	-12
83	GK	CHAMBA Lotus	2	0	0	0	0	
87	F	DELDAN Namgyal	2	0	0	0	2	-13
88	F	DORJAY Tsewang	2	0	0	0	0	-10
94	D	ZANGPO Nawang	2	0	0	0	4	-9
95	D	DESKYONG Namgyal	2	0	0	0	0	-9
97	F	ANGDUS Tsering	2	0	0	0	0	-10

Head Coach: HARROLD Darrin

Legend:

+/-	Plus/minus net	A	Assists	D	Defender	F	Forward
G	Goals	GA	Goals against	GAA	Goals against as average per 60 minutes	GK	Goalkeeper
GP	Games played	MIP	Minutes and seconds played	No.	Jersey number	PIM	Penalties in minutes
Pos.	Position	PTS	Points	SOG	Shots on goal	SVS	Saves
SVS%	Saves in percentage						



Line-Ups

阵容

MAC - IND

Referee

YUSOFF Mohamad Faris Hakimin Bin (MAS)

Linespersons

FU Dahe (CHN), YUAN Zhaoyang (CHN)

Goalkeepers

Team: MAC

No.	Name
26	LEUNG Manlong
61	HO Hou

Team Line-ups

Team: MAC (Green)

No.	Pos.	Name
21	D	KONG Chong Man
77	D	WONG Kitcheng
87	D	KU Hio Tong
25	F	LIN Zhi Hang
69	F	YEUNG Ho Yin
37	D	HU Zhaoting Tse
71	D	LEONG Chon Kong +C
3	F	SHINODA Katsuyoshi +A
11	F	SOU Edison Pak Hei +A
98	F	HONG Argus lat Hei
14	D	CHON Ka Miu
6	F	GUAN Chentao
22	F	CHENG Chon Herminio
82	F	LEI Pak In
97	F	LI Chon Hei
12	D	LAO Chon Hou
5	F	UN Kin fai
45	F	LAO Chi Chong
89	F	IEONG Weng Hei

Head Coach: HO Chon Nin

Team: IND

No.	Name
38	TUNDUP Namgail
83	CHAMBA Lotus

Team: IND (White)

No.	Pos.	Name
17	D	MUSTAFA Ghulam
94	D	ZANGPO Nawang +A
47	F	TASHI Namgail
88	F	DORJAY Tsewang
97	F	ANGDUS Tsering
7	D	GYALTSON Tsewang +C
16	D	ANGCHUK Tsering
18	F	ANGCHOK Stanzin
37	F	LAKDAN Angchok
77	F	KUNZANG Jigmath
11	D	HUSSAIN Sajjad
24	D	NAMGYAL Stanzin
12	F	LOTUS Stanzin
42	F	ISMAIL Mohd
68	F	DORJAY Angchok
21	D	NORBOO Rigzin
95	D	DESKYONG Namgyal
44	F	BABA Mohammad Ali
72	F	TSETAN Chamba +A
87	F	DELDAN Namgyal

Head Coach: HARROLD Darrin

NOT DRESSED:

34 GK PHANDEY Stanzin

Legend:

+A Alternate Captain
No. Jersey number

+C Captain
Pos. Position

D Defender

F Forward

Graphical Line-ups

阵容图

MAC - IND

Referee

YUSOFF Mohamad Faris Hakimin Bin (MAS)

Linespersons

FU Dahe (CHN), YUAN Zhaoyang (CHN)

Team: MAC - Macao, China (Green)

Head Coach: HO Chon Nin

S1 26 LEUNG Manlong		
61 HO Hou		
S5 69 YEUNG Ho Yin	S6 77 WONG Kitcheng	S4 25 LIN Zhi Hang
S3 87 KU Hio Tong	S2 21 KONG Chong Man	
3 SHINODA Katsuyoshi +A	11 SOU Edison Pak Hei +A	98 HONG Argus Iat Hei
71 LEONG Chon Kong +C	37 HU Zhaoting Tse	
97 LI Chon Hei	6 GUAN Chentao	22 CHENG Chon Herminio
14 CHON Ka Miu	82 LEI Pak In	
89 IEONG Weng Hei	45 LAO Chi Chong	5 UN Kin fai
	12 LAO Chon Hou	

Team: IND - India (White)

Head Coach: HARROLD Darrin

S1 83 CHAMBA Lotus		
38 TUNDUP Namgail		
S4 47 TASHI Namgail	S6 97 ANGDUS Tsering	S5 88 DORJAY Tsewang
S2 17 MUSTAFA Ghulam	S3 94 ZANGPO Nawang +A	
77 KUNZANG Jigmath	18 ANGCHOK Stanzin	37 LAKDAN Angchok
7 GYALTSON Tsewang +C	16 ANGCHUK Tsering	
42 ISMAIL Mohd	12 LOTUS Stanzin	68 DORJAY Angchok
11 HUSSAIN Sajjad	24 NAMGYAL Stanzin	
44 BABA Mohammad Ali	72 TSETAN Chamba +A	87 DELDAN Namgyal
21 NORBOO Rigzin	95 DESKYONG Namgyal	

Legend:

+A Alternate Captain

+C Captain

Sn

Starting position

Timing & Results provided by BORNAN



Game Summary 比赛总结

MAC - IND 2 - 4 (0 - 2 , 2 - 1 , 0 - 1)

Spectators	Referee	Linespersons
2900	YUSOFF Mohamad Faris Hakim Bin (MAS)	FU Dahe (CHN) , YUAN Zhaoyang (CHN)

Team Statistics

Period	Score	SVS	SOG	PIM	TPP	PPG	SHG
1	0 : 2	14 : 7	7 : 16	0 : 4	03:37 : 00:00	0 : 0	0 : 0
2	2 : 1	13 : 7	9 : 14	4 : 4	01:19 : 00:30	1 : 1	0 : 0
3	0 : 1	11 : 7	7 : 12	0 : 6	05:49 : 00:00	0 : 0	0 : 0
Total	2 : 4	38 : 21	23 : 42	4 : 14	10:45 : 00:30	1 : 1	0 : 0

1st Period

Action	Time	ET/Res	Team	Type	No.	Name	(G)	Name of Assistant(s) / Action Description
GK	00:00		MAC		26	LEUNG Manlong		- Goalkeeper in
GK	00:00		IND		83	CHAMBA L		- Goalkeeper in
Penalty	01:34	03:34	IND	2 min.	37	LAKDAN A		- Hooking
Penalty	03:11	05:11	IND	2 min.	24	NAMGYAL S		- Delaying the Game
Goal	05:37	0 : 1	IND	EQ	44	BABA MA	(1)	16 ANGCHUK T On Ice MAC 26 3 14 37 69 98 IND 83 7 16 44 72 87
Goal	12:24	0 : 2	IND	EQ	42	ISMAIL M	(1)	68 DORJAY A On Ice MAC 26 3 11 21 87 98 IND 83 12 21 42 68 95

2nd Period

Action	Time	ET/Res	Team	Type	No.	Name	(G)	Name of Assistant(s) / Action Description
Penalty	27:20	27:50	MAC	2 min.	21	KONG Chong Man		- Interference
Goal	27:50	0 : 3	IND	PP1	16	ANGCHUK T	(1)	97 ANGDU S T On Ice MAC 26 25 69 71 77 77 KUNZANG J IND 83 16 17 77 88 97 *
Penalty	31:46	33:05	IND	2 min.	16	ANGCHUK T		- Hooking
Goal	33:05	1 : 3	MAC	PP1	11	SOU Edison Pak Hei	(1)	On Ice MAC 26 3 11 25 37 71 IND 83 11 18 24 37 *
Penalty	33:56	35:56	IND	2 min.	12	LOTUS S		- Unsportsmanlike Conduct
Penalty	33:56	35:56	MAC	2 min.	87	KU Hio Tong		- Roughing
Goal	37:11	2 : 3	MAC	EQ	11	SOU Edison Pak Hei	(2)	On Ice MAC 26 11 25 37 77 98 IND 83 7 11 44 72 87

3rd Period

Action	Time	ET/Res	Team	Type	No.	Name	(G)	Name of Assistant(s) / Action Description
Goal	47:40	2 : 4	IND	EQ	97	ANGDU S T	(1)	88 DORJAY T On Ice MAC 26 3 11 37 71 98 IND 83 11 24 47 88 97
Penalty	49:26	51:26	IND	2 min.	68	DORJAY A		- Hooking
Penalty	52:26	54:26	IND	2 min.	42	ISMAIL M		- Boarding
GK	57:28		MAC					26 LEUNG Manlong - Goalkeeper out
Time-out	57:32		MAC					
Penalty	58:11	60:00	IND	2 min.	16	ANGCHUK T		- Slashing
GK	60:00		IND					83 CHAMBA L - Goalkeeper out

Goalkeeper Records

Team : MAC - Macao, China

Team : IND - India

No.	Name	SOG	SVS	MIP	No.	Name	SOG	SVS	MIP
26	LEUNG Manlong	42	38	57:28	83	CHAMBA Lotus	23	21	60:00
61	HO Hou				38	TUNDUP Namgail			

Game Statistics

Team : MAC (Green)



Harbin Ice Hockey Arena

哈尔滨冰球馆

SUN 9 FEB 2025
Start Time 13:00
End Time 15:03

Ice Hockey

冰球

Men
男子

Preliminary round - Group C, Game 22
小组赛轮次 - C组, 比赛 22



Head Coach : HO Chon Nin										Shots on Goal				Time on Ice									
No.	Pos.	Name	G	A	P	PIM	FO+	FO-	FO+/-	FO%	1	2	3	OT	TS	+/-	1	2	3	OT	TOT	SHF	AVG
21	D	KONG Chong Man	0	0	0	2	0	0	0	0.00	1	1	1		3	-1	9:30	9:09	9:47		28:26	24	1:11
25	F	LIN Zhi Hang	0	0	0	0	5	6	-1	45.45	0	2	1		3	+1	9:38	7:07	6:50		23:35	18	1:18
69	F	YEUNG Ho Yin	0	0	0	0	2	3	-1	40.00	0	2	0		2	-1	9:22	6:33	6:21		22:16	19	1:10
77	D	WONG Kitcheng	0	0	0	0	1	4	-3	20.00	2	1	0		3	+1	8:01	6:47	7:51		22:39	18	1:15
87	D	KU Hio Tong	0	0	0	2	0	0	0	0.00	0	0	0		0	-1	5:49	5:33	7:03		18:25	18	1:01
3	F	SHINODA Katsuyoshi +A	0	0	0	0	0	0	0	0.00	0	0	1		1	-3	9:23	7:05	8:01		24:29	18	1:21
11	F	SOU Edison Pak Hei +A	2	0	2	0	10	9	1	52.63	2	2	0		4	-1	8:58	7:53	7:39		24:30	18	1:21
37	D	HU Zhaoxing Tse	0	0	0	0	0	0	0	0.00	0	0	1		1	-1	10:45	11:19	8:35		30:39	20	1:31
71	D	LEONG Chon Kong +C	0	0	0	0	0	0	0	0.00	1	0	1		2	-1	10:20	11:12	11:18		32:50	22	1:29
98	F	HONG Argus Iat Hei	0	0	0	0	0	0	0	0.00	0	0	2		2	-2	7:38	6:33	7:38		21:49	19	1:08
6	F	GUAN Chentao	0	0	0	0	4	4	0	50.00	0	0	0		0	0	1:50	4:55	5:55		12:40	12	1:03
14	D	CHON Ka Miu	0	0	0	0	0	0	0	0.00	0	0	0		0	-1	3:36	2:17	4:48		10:41	10	1:04
22	F	CHENG Chon Herminio	0	0	0	0	1	2	-1	33.33	0	0	0		0	0	4:10	6:20	5:50		16:20	15	1:05
82	F	LEI Pak In	0	0	0	0	0	0	0	0.00	0	0	0		0	0	0:00	0:00	0:00		0:00	0	0:00
97	F	LI Chon Hei	0	0	0	0	0	0	0	0.00	1	1	0		2	0	1:00	6:47	3:44		11:31	11	1:02
5	F	UN Kin fai	0	0	0	0	0	0	0	0.00	0	0	0		0	0	0:00	0:00	0:00		0:00	0	0:00
12	D	LAO Chon Hou	0	0	0	0	0	0	0	0.00	0	0	0		0	0	0:00	0:00	0:00		0:00	0	0:00
45	F	LAO Chi Chong	0	0	0	0	0	0	0	0.00	0	0	0		0	0	0:00	0:00	1:14		1:14	1	1:14
89	F	IEONG Weng Hei	0	0	0	0	0	0	0	0.00	0	0	0		0	0	0:00	0:00	0:00		0:00	0	0:00
26	GK	LEUNG Manlong	0	0	0	0					0	0	0		0								
61	GK	HO Hou	0	0	0	0					0	0	0		0								
Total			2	0	2	4	23	28	-5	45.10	7	9	7		23								

Team : IND (White)																							
Head Coach : HARROLD Darrin										Shots on Goal				Time on Ice									
No.	Pos.	Name	G	A	P	PIM	FO+	FO-	FO+/-	FO%	1	2	3	OT	TS	+/-	1	2	3	OT	TOT	SHF	AVG
17	D	MUSTAFA Ghulam	0	0	0	0	0	0	0	0.00	1	0	0		1	0	7:11	4:28	8:56		20:35	23	0:53
47	F	TASHI Namgail	0	0	0	0	0	0	0	0.00	1	1	0		2	+1	4:33	5:48	3:26		13:47	17	0:48
88	F	DORJAY Tsewang	0	1	1	0	1	0	1	100.00	1	1	3		5	+1	4:14	6:04	6:04		16:22	19	0:51
94	D	ZANGPO Nawang +A	0	0	0	0	0	0	0	0.00	1	2	0		3	0	6:58	4:49	11:13		23:00	23	1:00
97	F	ANGDUS Tsering	1	1	2	0	18	10	8	64.29	1	0	3		4	+1	6:40	5:50	6:07		18:37	21	0:53
7	D	GYALTSON Tsewang +C	0	0	0	0	0	0	0	0.00	0	0	1		1	0	4:47	7:33	8:14		20:34	18	1:08
16	D	ANGCHUK Tsering	1	1	2	4	0	0	0	0.00	0	1	0		1	+1	4:43	6:10	5:36		16:29	17	0:58
18	F	ANGCHOK Stanzin	0	0	0	0	0	0	0	0.00	3	1	1		5	0	8:45	8:08	7:27		24:20	17	1:25
37	F	LAKDAN Angchok	0	0	0	2	3	7	-4	30.00	0	4	1		5	0	5:47	7:27	6:52		20:06	18	1:07
77	F	KUNZANG Jigmath	0	1	1	0	0	0	0	0.00	0	2	0		2	0	6:46	7:02	4:11		17:59	15	1:11
11	D	HUSSAIN Sajjad	0	0	0	0	0	0	0	0.00	0	0	0		0	0	5:00	5:12	0:37		10:49	9	1:12
12	F	LOTUS Stanzin	0	0	0	2	0	0	0	0.00	1	0	1		2	+1	2:56	3:24	4:23		10:43	11	0:58
24	D	NAMGYAL Stanzin	0	0	0	2	1	1	0	50.00	0	0	0		0	+1	5:37	5:50	0:37		12:04	12	1:00
42	F	ISMAIL Mohd	1	0	1	2	0	0	0	0.00	3	0	0		3	+1	2:54	5:29	3:30		11:53	14	0:50
68	F	DORJAY Angchok	0	1	1	2	3	4	-1	42.86	0	0	0		0	+1	2:04	5:27	2:48		10:19	13	0:47
21	D	NORBOO Rigzin	0	0	0	0	0	0	0	0.00	0	0	0		0	+1	3:02	2:53	2:18		8:13	10	0:49
44	F	BABA Mohammad Ali	1	0	1	0	0	0	0	0.00	3	1	0		4	0	4:01	1:47	2:32		8:20	10	0:50
72	F	TSETAN Chamba +A	0	0	0	0	2	1	1	66.67	0	0	2		2	0	4:01	1:34	4:16		9:51	10	0:59
87	F	DELDAN Namgyal	0	0	0	0	0	0	0	0.00	1	1	0		2	0	3:13	0:41	2:27		6:21	8	0:47
95	D	DESKYONG Namgyal	0	0	0	0	0	0	0	0.00	0	0	0		0	+1	2:48	3:05	2:34		8:27	10	0:50
38	GK	TUNDUP Namgail	0	0	0	0					0	0	0		0								
83	GK	CHAMBA Lotus	0	0	0	0					0	0	0		0								
Total			4	5	9	14	28	23	5	54.90	16	14	12		42								

Group C

R	Team	GP	W	OTW	OTL	L	GDF	GF : GA	PTS	HKG	IND	MAC	TKM
1	HKG	3	3	0	0	0	+59	61 : 2	9	*****	30:0	26:1	5:1
2	TKM	3	2	0	0	1	+40	46 : 6	6	0:30	*****	4:2	1:19
3	IND	3	1	0	0	2	-46	5 : 51	3	1:26	2:4	*****	0:26
4	MAC	3	0	0	0	3	-53	3 : 56	0	1:5	19:1	26:0	*****

Timing & Results provided by BORNAN



Legend:

(G) Goals in tournament	* Does not count for Plus/minus	+/- Plus/minus net	+A Alternate Captain
+C Captain	A Assists	AVG Average time on ice / shift	D Defender
EQ Equal strength	ET/Res Penalty end time/Result of game	F Forward	FO% Face-offs won as percentage
FO+ Face-offs won	FO- Face-offs lost	FO+/- Face-offs net	G Goals
GA Goals against	GDF Goal difference	GF Goals for	GK Goalkeeper
GP Games played	L Losses	MIP Minutes in play (GK)	No. Jersey number
OT Overtime	OTL Overtime losses	OTW Overtime wins	P Points
PIM Penalties in minutes	Pos. Position	PP1 Power play - 1 player	PPG Power play goals
PTS Points	R Rank	SHF Number of shifts	SHG Shorthanded goals
SOG Shots on goal	SVS Saves	TOT Total	TPP Time on power play
TS Total shots	W Wins		




Shot Chart

射门表

MAC - IND

Shots by IND

Goals (o): 2 SSG (+): 14
SSP (<): 2 SPG (-): 4



GK 26 of MAC



1st Period

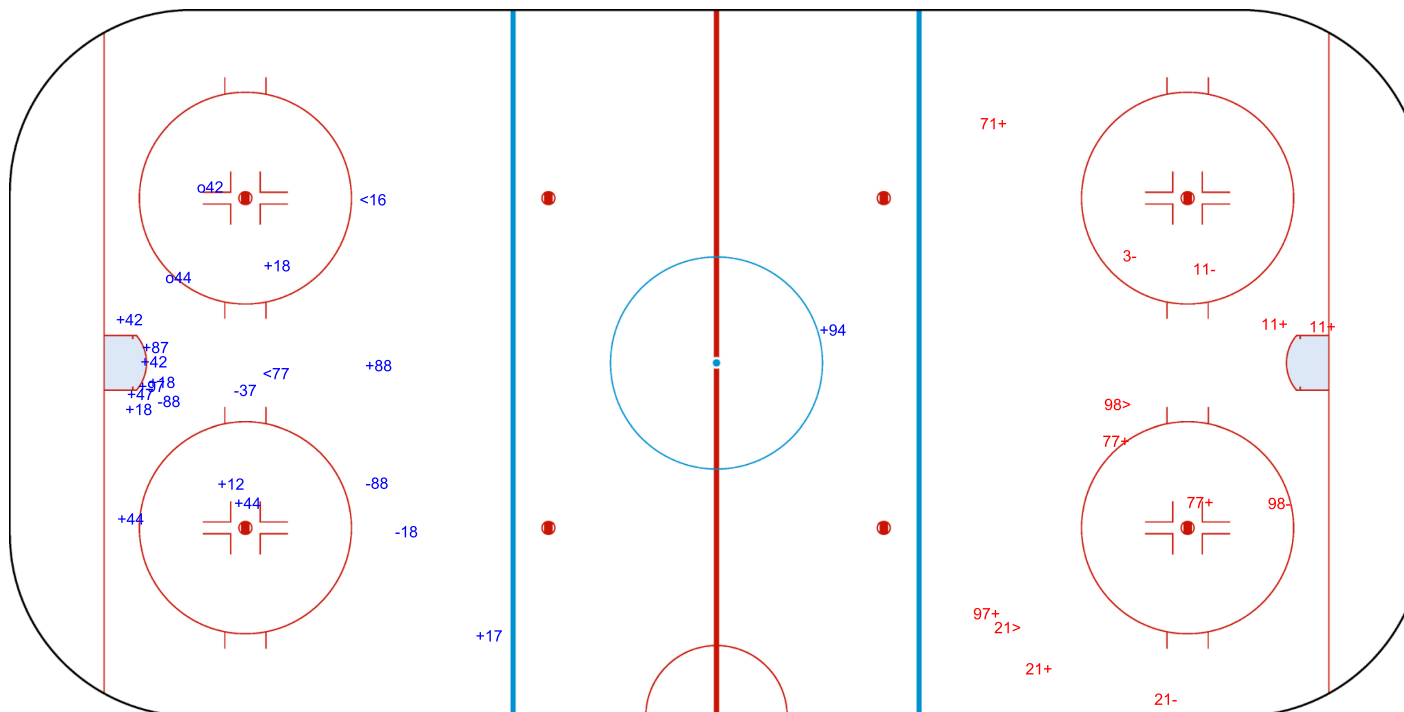


Shots by MAC

Goals (o): 0 SSG (+): 7
SSP (>): 2 SPG (-): 4



GK 83 of IND






Shots by MAC

Goals (o): 2

SSG (+): 7

SSP (<): 2

SPG (-): 2



GK 83 of IND



2nd Period



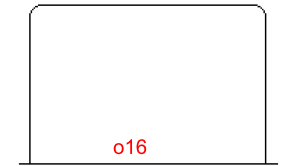
Shots by IND

Goals (o): 1

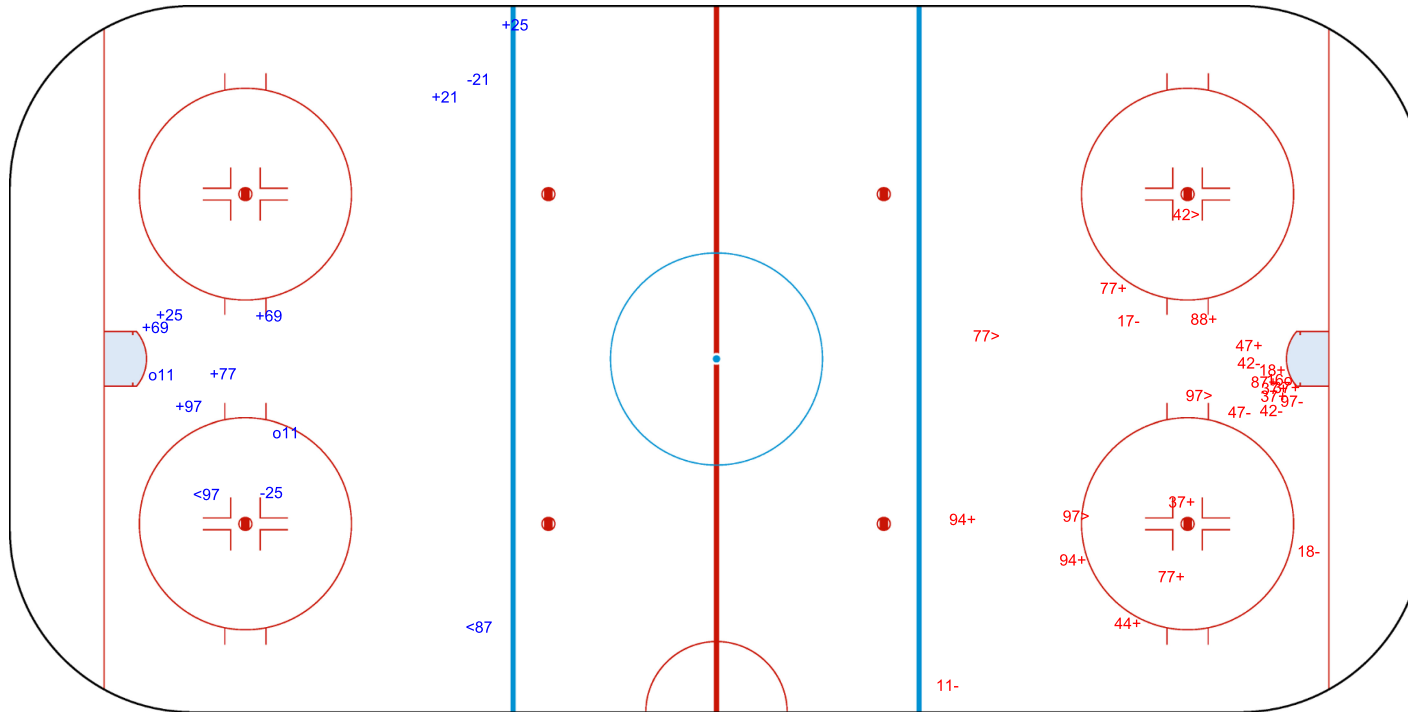
SSG (+): 13

SSP (>): 4

SPG (-): 7



GK 26 of MAC





Shots by IND

Goals (o): 1

SSP (<): 4

SSG (+): 11

SPG (-): 8



GK 26 of MAC



3rd Period



Shots by MAC

Goals (o): 0

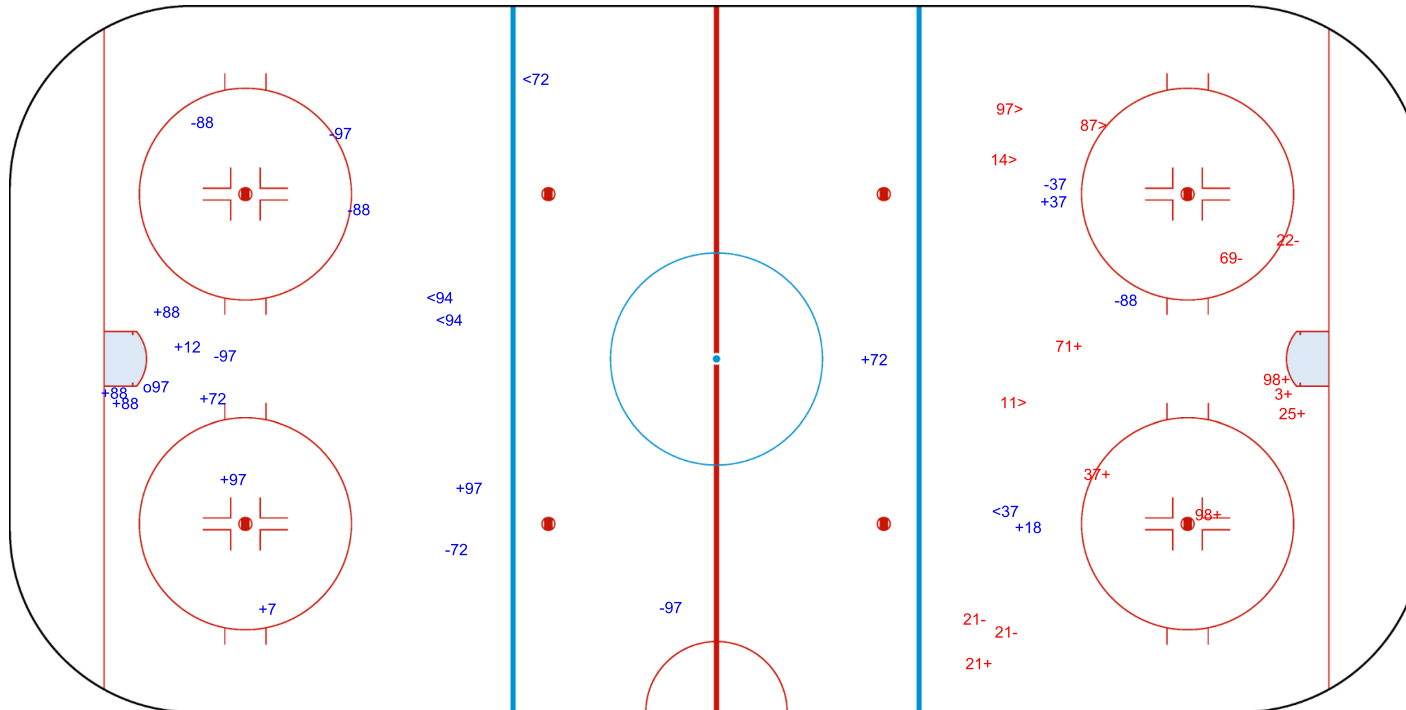
SSP (>): 4

SSG (+): 7

SPG (-): 4



GK 83 of IND



Legend:

GK

Goalkeeper

SPG

Shots past goal

SSG

Shots saved by goalkeeper

SSP

Shots saved by player

Timing & Results provided by BORNAN

Face-off Chart

争球表

MAC - IND

1st PERIOD

	MAC		IND		Neutral zone		MAC		IND		MAC		IND		Total wins all zones	
	Def. zone	Att. zone	Def. zone	Att. zone	Def. zone	Att. zone	Def. zone	Att. zone	Def. zone	Att. zone	Def. zone	Att. zone	Def. zone	Att. zone	MAC	IND
Total wins / period	- 22	+ 24	- 69	+ 97	- 69	+ 97	+ 11	- 37	+ 11	- 97	+ 11	- 37	+ 11	- 97	6 / 38%	10 / 62%
	+ 77	- 24	- 69	+ 97	+ 11	- 72	- 69	+ 68	- 11	+ 68	+ 11	- 68	+ 25	- 97		
	- 6	+ 72	+ 11	- 72	- 77	+ 97	- 11	+ 68	+ 11	- 68	+ 25	- 97	- 25	+ 97		
	- 77	+ 97	- 11	+ 37												
	1 / 25%	3 / 75%	1 / 20%	4 / 80%	4 / 57%	3 / 43%										

2nd PERIOD

	MAC		IND		Neutral zone		MAC		IND		MAC		IND		Total wins all zones	
	Def. zone	Att. zone	Def. zone	Att. zone	Def. zone	Att. zone	Def. zone	Att. zone	Def. zone	Att. zone	Def. zone	Att. zone	Def. zone	Att. zone	MAC	IND
Total wins / period	+ 11	- 37	+ 25	- 97	+ 25	- 68	+ 25	- 68	- 25	+ 97	+ 25	- 68	- 25	+ 97	10 / 56%	8 / 44%
	- 11	+ 88	+ 11	- 68	+ 6	- 68	- 25	+ 97	- 25	+ 97	+ 69	- 97				
	- 6	+ 97	- 25	+ 68	- 11	+ 97										
	+ 6	- 97														
	- 77	+ 97														
	5 / 56%	4 / 44%	3 / 60%	2 / 40%	2 / 50%	2 / 50%										

3rd PERIOD

	MAC		IND		Neutral zone		MAC		IND		MAC		IND		Total wins all zones	
	Def. zone	Att. zone	Def. zone	Att. zone	Def. zone	Att. zone	Def. zone	Att. zone	Def. zone	Att. zone	Def. zone	Att. zone	Def. zone	Att. zone	MAC	IND
Total wins / period	- 77	+ 97	+ 25	- 97	+ 25	- 97	- 25	+ 97	- 11	+ 97	- 25	+ 97	- 11	+ 37	7 / 41%	10 / 59%
	+ 11	- 37	+ 6	- 37			- 11	+ 97	+ 25	- 97	+ 69	- 37	- 25	+ 72		
	- 6	+ 97					- 11	+ 97	- 25	+ 72	- 11	+ 97	- 11	+ 97		
	- 11	+ 97					+ 22	- 97	- 22	+ 37						
	+ 11	- 97														
	2 / 40%	3 / 60%	2 / 100%	0 / 0%	3 / 30%	7 / 70%										

TOTAL



Total wins / game	MAC	IND	MAC	IND	MAC	IND	Total wins all zones	
	Def. zone	Att. zone	Neutral zone		Att. zone	Def. zone	MAC	IND
	8 / 44%	10 / 56%	6 / 50%	6 / 50%	9 / 43%	12 / 57%	23 / 45%	28 / 55%

HEAD TO HEAD

IND												
No.	24	37	68	72	88	97	Tot.	wins MAC	Dz	Nz	Az	
MAC	6	2 - 0	1 - 0	0 - 1		1 - 3	8	4 50%	2 33%	2 100%		
	11	4 - 2	2 - 1	1 - 0	0 - 1	3 - 5	19	10 53%	5 71%	2 50%	3 38%	
	22	0 - 1	0 - 1			1 - 0	3	1 33%	0 0%		1 50%	
	25		1 - 1	0 - 1		4 - 4	11	5 45%		2 67%	3 38%	
	69	1 - 0	0 - 1			1 - 2	5	2 40%		0 0%	2 67%	
	77	1 - 0				0 - 4	5	1 20%	1 25%	0 0%		
Tot.		2	10	7	3	1	28	51	23 45%	8 44%	6 50%	9 43%
wins IND		1 50%	3 30%	3 43%	2 67%	1 100%	18 64%	28 55%				
Dz			2 50%	2 50%	1 100%		7 58%	12 57%				
Nz			1 50%	1 33%	0 0%		4 67%	6 50%				
Az		1 50%	0 0%		1 100%	1 100%	7 70%	10 56%				

Legend:												
Az	Attacking zone	Dz	Defending zone	No.	Jersey number	Nz	Neutral zone	Tot.	Total face-offs played			

Game Roster

比赛名单

KGZ - SGP

Referee

SHEN Yen-Chin (TPE)

Linespersons

LIU Haotian (CHN) , MASHENKIN Vladislav (KAZ)

Goalkeepers

Team: KGZ

No.	Name	GP	MIP	GA	SVS	SOG	SVS%	GAA
1	VASILEV Artem	2	88:35	1	8	9	88.89	0.68
20	MARAIMBEKOV Arslan	2	30:13	7	8	15	53.33	13.90

Team Roster

Team: KGZ (White)

No.	Pos.	Name	GP	G	A	PTS	PIM	+/-
1	GK	VASILEV Artem	2	0	0	0	2	
3	D	LESHCHENKO Egor	2	1	1	2	5	+7
4	D	KACHKYNBEKOV Adis	2	2	2	4	0	+12
5	D	NURALIEV Adilet	2	1	5	6	0	+8
6	F	TITOV Aleksandr	2	4	6	10	0	+10
10	D	EGOROV Maksim	2	3	3	6	2	+13
11	D	ISAMATOV Ernazar	1	0	0	0	0	0
12	F	MAKSATBEKOV Belek	2	1	0	1	0	+5
13	F	BEKMURATOV Adil	2	2	5	7	0	+9
14	F	MIRBEKOV Ersultan	2	4	9	13	0	+11
15	F	ABDYRAEV Islambek	2	3	8	11	0	+12
16	D	TERENTYEV Kuzma	2	0	2	2	0	+9
17	D	KUDASHEV Anton	2	0	0	0	0	0
18	F	BEM Zakhar	2	1	2	3	0	+4
19	F	ISMANOV Sultan	2	3	5	8	2	+11
20	GK	MARAIMBEKOV Arslan	2	0	0	0	0	
21	F	SEIFULOV Mamed	2	8	6	14	0	+14
22	D	POPOV Denis	2	4	4	8	2	+7
24	F	SUPOKHUNOV Tair	2	1	3	4	0	+5

Head Coach: CHEKANOV Mikhail

Team: SGP

No.	Name	GP	MIP	GA	SVS	SOG	SVS%	GAA
1	LEE Joshua Elisha Shao Ern	2	80:00	10	37	47	78.72	7.50
45	LEE Chin Hao	2	40:00	1	7	8	87.50	1.50

Team: SGP (Red)

No.	Pos.	Name	GP	G	A	PTS	PIM	+/-
1	GK	LEE Joshua Elisha Shao Ern	2	0	0	0	0	
13	D	O'BRIEN Richard Lowell	2	0	3	3	0	+7
14	D	WINTLAND Ryan Adam	2	1	3	4	0	+5
17	D	QIAN Yong Jia Benedict	2	1	0	1	2	+6
23	F	KODROWSKI James Nicholas	2	1	5	6	0	0
24	F	BLAKNEY Noah Allen Nizam	2	1	2	3	0	+2
28	F	WONG Ian Yong Sheng	2	0	0	0	0	+1
37	F	LIM Gabriel	2	2	2	4	2	+6
45	GK	LEE Chin Hao	2	0	0	0	0	
47	F	LEE Shaw Hsiang	2	2	2	4	0	+4
55	F	GOH Ryan Tsui Hon	2	1	2	3	2	+5
66	D	KOK Hung Wei	2	1	1	2	0	+5
68	F	TAN Ryan Jiaju	2	0	2	2	2	+1
71	F	LEE Bryan Nathan Shao Herng	2	2	1	3	4	-2
76	D	CHUA Cael Juin Hui	2	1	3	4	0	+3
77	D	CHEW Wee	2	1	4	5	0	+5
78	F	GUNAWARDENA Brandon Russell	2	3	0	3	2	+4
97	F	CHAN Joshua Yu Wen	2	6	3	9	2	+6

Head Coach: MARTINI Robert Wallace

Legend:

+/-	Plus/minus net	A	Assists	D	Defender	F	Forward
G	Goals	GA	Goals against	GAA	Goals against as average per 60 minutes	GK	Goalkeeper
GP	Games played	MIP	Minutes and seconds played	No.	Jersey number	PIM	Penalties in minutes
Pos.	Position	PTS	Points	SOG	Shots on goal	SVS	Saves
SVS%	Saves in percentage						



Line-Ups

阵容

KGZ - SGP

Referee

SHEN Yen-Chin (TPE)

Linespersons

LIU Haotian (CHN), MASHENKIN Vladislav (KAZ)

Goalkeepers

Team: KGZ

No.	Name
1	VASILEV Artem
20	MARAIMBEKOV Arslan

Team: SGP

No.	Name
1	LEE Joshua Elisha Shao Ern
45	LEE Chin Hao

Team Line-ups

Team: KGZ (White)

No.	Pos.	Name
10	D	EGOROV Maksim
16	D	TERENTYEV Kuzma +C
6	F	TITOV Aleksandr
15	F	ABDYRAEV Islambek +A
21	F	SEIFULOV Mamed
11	D	ISAMATOV Ernazar
22	D	POPOV Denis
13	F	BEKMURATOV Adil
14	F	MIRBEKOV Ersultan
19	F	ISMANOV Sultan
3	D	LESHCHENKO Egor
4	D	KACHKYNBEKOV Adis
12	F	MAKSATBEKOV Belek
18	F	BEM Zakhar
24	F	SUPOKHUNOV Tair
5	D	NURALIEV Adilet
17	D	KUDASHEV Anton +A

Head Coach: CHEKANOV Mikhail

Team: SGP (Red)

No.	Pos.	Name
76	D	CHUA Cael Juin Hui
77	D	CHEW Wee +C
23	F	KODROWSKI James Nicholas +A
24	F	BLAKNEY Noah Allen Nizam
71	F	LEE Bryan Nathan Shao Herng
13	D	O'BRIEN Richard Lowell
17	D	QIAN Yong Jia Benedict
37	F	LIM Gabriel
55	F	GOH Ryan Tsui Hon
97	F	CHAN Joshua Yu Wen
14	D	WINTLAND Ryan Adam
66	D	KOK Hung Wei
47	F	LEE Shaw Hsiang
28	F	WONG Ian Yong Sheng
78	F	GUNAWARDENA Brandon Russell

Head Coach: MARTINI Robert Wallace

NOT DRESSED:

68 F TAN Ryan Jiaju

Legend:

+A Alternate Captain
No. Jersey number

+C Captain
Pos. Position

D Defender

F Forward

Graphical Line-ups

阵容图

KGZ - SGP

Referee

SHEN Yen-Chin (TPE)

Linespersons

LIU Haotian (CHN) , MASHENKIN Vladislav (KAZ)

Team: KGZ - Kyrgyzstan (White)

Head Coach: CHEKANOV Mikhail

S1 1 VASILEV Artem		
20 MARAIMBEKOV Arslan		
S6 21 SEIFULOV Mamed	S5 15 ABDYRAEV Islambek +A	S4 6 TITOV Aleksandr
S3 16 TEREITYEV Kuzma +C	S2 10 EGOV Maksim	
19 ISMANOV Sultan	14 MIRBEKOV Ersultan	13 BEKMURATOV Adil
11 ISAMATOV Ernazar	22 POPOV Denis	
18 BEM Zakhar	12 MAKSATBEKOV Belek	24 SUPOKHUNOV Tair
4 KACHKYNBEKOV Adis	3 LESHCHENKO Egor	
5 NURALIEV Adilet	17 KUDASHEV Anton +A	

Team: SGP - Singapore (Red)

Head Coach: MARTINI Robert Wallace

S1 1 LEE Joshua Elisha Shao Ern		
45 LEE Chin Hao		
S6 71 LEE Bryan Nathan Shao Heng	S4 23 KODROWSKI James Nicholas +A	S5 24 BLAKNEY Noah Allen Nizam
S3 77 CHEW Wee +C	S2 76 CHUA Cael Juin Hui	
37 LIM Gabriel	55 GOH Ryan Tsui Hon	97 CHAN Joshua Yu Wen
13 O'BRIEN Richard Lowell	17 QIAN Yong Jia Benedict	
66 KOK Hung Wei	47 LEE Shaw Hsiang	14 WINTLAND Ryan Adam
78 GUNAWARDENA Brandon Russell	28 WONG Ian Yong Sheng	

Legend:

+A Alternate Captain

+C Captain

Sn

Starting position

Timing & Results provided by BORNAN



Game Summary
比赛总结

KGZ - SGP 11 - 2 (3 - 1, 6 - 0, 2 - 1)

Spectators	Referee	Linespersons
2765	SHEN Yen-Chin (TPE)	LIU Haotian (CHN) , MASHENKIN Vladislav (KAZ)

Team Statistics

Period	Score	SVS	SOG	PIM	TPP	PPG	SHG
1	3 : 1	1 : 32	35 : 2	0 : 0	00:00 : 00:00	0 : 0	0 : 0
2	6 : 0	3 : 23	29 : 3	2 : 8	04:03 : 00:00	2 : 0	0 : 0
3	2 : 1	3 : 23	25 : 4	0 : 0	00:00 : 00:00	0 : 0	0 : 0
Total	11 : 2	7 : 78	89 : 9	2 : 8	04:03 : 00:00	2 : 0	0 : 0

1st Period

Action	Time	ET/Res	Team	Type	No.	Name	(G)	Name of Assistant(s) / Action Description
GK	00:00		KGZ		1	VASILEV Artem		- Goalkeeper in
GK	00:00		SGP		1	LEE JESE		- Goalkeeper in
Goal	02:25	1 : 0	KGZ	EQ	21	SEIFULOV Mamed	(9)	15 ABDYRAEV Islambek On Ice KGZ 1 6 10 15 16 21 16 TEREYTYEV Kuzma SGP 1 23 24 71 76 77
Goal	12:53	2 : 0	KGZ	EQ	19	ISMANOV Sultan	(4)	13 BEKMURATOV Adil On Ice KGZ 1 11 13 14 19 22 11 ISAMATOV Ernazar SGP 1 13 17 37 55 97
Goal	13:08	2 : 1	SGP	EQ	24	BLAKNEY NAN	(2)	23 KODROWSKI JN On Ice KGZ 1 3 4 5 12 18 SGP 1 23 24 28 76 77
Goal	19:37	3 : 1	KGZ	EQ	15	ABDYRAEV Islambek	(4)	10 EGOROV Maksim On Ice KGZ 1 6 10 15 16 21 21 SEIFULOV Mamed SGP 1 13 17 23 55 71

2nd Period

Action	Time	ET/Res	Team	Type	No.	Name	(G)	Name of Assistant(s) / Action Description
Goal	20:56	4 : 1	KGZ	EQ	21	SEIFULOV Mamed	(10)	3 LESHCHENKO Egor On Ice KGZ 1 3 6 15 16 21 16 TEREYTYEV Kuzma SGP 1 23 71 76 77 97
Penalty	21:26	22:34	SGP	2 min.	17	QIAN YJB		- Hooking
Goal	22:34	5 : 1	KGZ	PP1	15	ABDYRAEV Islambek	(5)	6 TITOV Aleksandr On Ice KGZ 1 6 11 15 16 21 21 SEIFULOV Mamed SGP 1 13 23 71 76 *
Goal	24:51	6 : 1	KGZ	EQ	19	ISMANOV Sultan	(5)	14 MIRBEKOV Ersultan On Ice KGZ 1 11 13 14 19 22 SGP 1 13 17 23 24 71
Goal	25:18	7 : 1	KGZ	EQ	22	POPOV Denis	(5)	14 MIRBEKOV Ersultan On Ice KGZ 1 11 13 14 19 22 19 ISMANOV Sultan SGP 1 13 17 23 24 71
GK	27:07		KGZ		20	MARAIMBEKOV Arslan		- Goalkeeper in 1 VASILEV Artem - Goalkeeper out
Penalty	29:56	31:56	SGP	2 min.	76	CHUA Cael Juin Hui		- Tripping
Penalty	29:56	31:56	KGZ	2 min.	4	KACHKYNBEKOV Adis		- Tripping
Goal	30:11	8 : 1	KGZ	EQ	6	TITOV Aleksandr	(5)	21 SEIFULOV Mamed On Ice KGZ 20 6 10 15 16 21 16 TEREYTYEV Kuzma SGP 1 13 17 23 71 97
Penalty	33:47	34:42	SGP	2 min.	47	LEE Shaw Hsiang		- High Sticking
Goal	34:42	9 : 1	KGZ	PP1	21	SEIFULOV Mamed	(11)	16 TEREYTYEV Kuzma On Ice KGZ 20 6 10 15 16 21 15 ABDYRAEV Islambek SGP 1 55 76 77 97 *
Penalty	36:14	38:14	SGP	2 min.	13	O'BRIEN RL		- Kneeing

3rd Period

Action	Time	ET/Res	Team	Type	No.	Name	(G)	Name of Assistant(s) / Action Description
Goal	46:12	10 : 1	KGZ	EQ	12	MAKSATBEKOV Belek	(2)	24 SUPOKHUNOV Tair On Ice KGZ 20 3 4 5 12 24 5 NURALIEV Adilet SGP 1 13 17 23 47 97
Goal	47:22	11 : 1	KGZ	EQ	14	MIRBEKOV Ersultan	(5)	13 BEKMURATOV Adil On Ice KGZ 20 11 13 14 19 22 19 ISMANOV Sultan SGP 1 13 17 24 47 55
Goal	51:04	11 : 2	SGP	EQ	97	CHAN Joshua Yu Wen	(7)	55 GOH Ryan Tsui Hon On Ice KGZ 20 6 10 15 16 21 SGP 1 55 71 76 77 97
GK	60:00		KGZ					20 MARAIMBEKOV Arslan - Goalkeeper out
GK	60:00		SGP					1 LEE JESE - Goalkeeper out



Goalkeeper Records

Team : KGZ - Kyrgyzstan

No.	Name	SOG	SVS	MIP
20	MARAIMBEKOV Arslan	7	6	32:53
1	VASILEV Artem	2	1	27:07

Team : SGP - Singapore

No.	Name	SOG	SVS	MIP
1	LEE Joshua Elisha Shao Ern	89	78	60:00
45	LEE Chin Hao			

Game Statistics

Team : KGZ (White)

Head Coach : CHEKANOV Mikhail

Head Coach : CHEKANOV Mikhail										Shots on Goal					Time on Ice									
No.	Pos.	Name	G	A	P	PIM	FO+	FO-	FO+/-	FO%	1	2	3	OT	TS	+/-	1	2	3	OT	TOT	SHF	AVG	
6	F	TITOV Aleksandr	1	1	2	0	0	0	0	0.00	6	6	7		19	+3	7:34	5:23	5:47		18:44	24	0:46	
10	D	EGOROV Maksim	0	1	1	0	0	2	-2	0.00	1	1	1		3	+2	6:30	6:45	5:50		19:05	22	0:52	
15	F	ABDYRAEV Islambek +A	2	2	4	0	19	2	17	90.48	3	1	1		5	+3	6:38	5:17	5:38		17:33	23	0:45	
16	D	TERENTYEV Kuzma +C	0	4	4	0	0	0	0	0.00	2	0	0		2	+3	7:26	4:41	5:16		17:23	23	0:45	
21	F	SEIFULOV Mamed	3	3	6	0	0	0	0	0.00	7	5	1		13	+3	8:24	5:19	5:33		19:16	23	0:50	
11	D	ISAMATOV Ernazar	0	1	1	0	0	0	0	0.00	0	3	0		3	+4	9:31	7:59	8:22		25:52	22	1:10	
13	F	BEKMURATOV Adil	0	2	2	0	1	1	0	50.00	1	0	2		3	+4	8:03	6:50	7:06		21:59	23	0:57	
14	F	MIRBEKOV Ersultan	1	2	3	0	7	9	-2	43.75	3	4	3		10	+4	9:34	6:39	7:16		23:29	22	1:04	
19	F	ISMANOV Sultan	2	2	4	0	8	0	8	100.00	4	1	3		8	+4	8:27	6:47	7:50		23:04	22	1:02	
22	D	POPOV Denis	1	0	1	0	0	0	0	0.00	2	2	2		6	+4	6:54	7:53	7:05		21:52	22	0:59	
3	D	LESHCHENKO Egor	0	1	1	0	0	0	0	0.00	1	1	2		4	+1	4:53	5:21	6:22		16:36	21	0:47	
4	D	KACHKYNBEKOV Adis	0	0	0	2	0	0	0	0.00	1	2	1		4	0	4:51	7:26	7:05		19:22	20	0:58	
12	F	MAKSATBEKOV Belek	1	0	1	0	12	5	7	70.59	0	2	1		3	0	3:41	7:48	7:05		18:34	20	0:55	
18	F	BEM Zakhar	0	0	0	0	0	0	0	0.00	1	0	0		1	-1	1:57	2:00	3:23		7:20	9	0:48	
24	F	SUPOKHUNOV Tair	0	1	1	0	0	0	0	0.00	3	1	0		4	+1	2:05	5:42	2:59		10:46	12	0:53	
5	D	NURALIEV Adilet	0	1	1	0	0	0	0	0.00	0	0	1		1	0	3:32	8:10	7:23		19:05	20	0:57	
17	D	KUDASHEV Anton +A	0	0	0	0	0	0	0	0.00	0	0	0		0	0	0:00	0:00	0:00		0:00	0	0:00	
1	GK	VASILEV Artem	0	0	0	0					0	0	0		0									
20	GK	MARAIMBEKOV Arslan	0	0	0	0					0	0	0		0									
Total			11	21	32	2	47	19	28	71.21	35	29	25		89									

Team : SGP (Red)

Head Coach : MARTINI Robert Wallace

Head Coach : MARTINI Robert Wallace										Shots on Goal					Time on Ice								
No.	Pos.	Name	G	A	P	PIM	FO+	FO-	FO+/-	FO%	1	2	3	OT	TS	+/-	1	2	3	OT	TOT	SHF	AVG
23	F	KODROWSKI James Nicholas +A	0	1	1	0	7	29	-22	19.44	0	0	0		0	-6	11:29	10:24	9:26		31:19	26	1:12
24	F	BLAKNEY Noah Allen Nizam	1	0	1	0	0	0	0	0.00	1	0	0		1	-3	9:45	6:33	6:44		23:02	23	1:00
71	F	LEE Bryan Nathan Shao Herng	0	0	0	0	0	1	-1	0.00	0	0	1		1	-5	9:15	11:05	9:36		29:56	26	1:09
76	D	CHUA Cael Juin Hui	0	0	0	2	0	1	-1	0.00	0	0	0		0	0	9:58	9:25	10:39		30:02	31	0:58
77	D	CHEW Wee +C	0	0	0	0	0	0	0	0.00	0	0	1		1	0	10:57	10:48	8:21		30:06	28	1:04
13	D	O'BRIEN Richard Lowell	0	0	0	2	0	0	0	0.00	0	0	0		0	-7	8:50	9:05	10:00		27:55	28	0:59
17	D	QIAN Yong Jia Benedict	0	0	0	2	0	0	0	0.00	0	0	0		0	-7	10:15	10:41	11:00		31:56	26	1:13
37	F	LIM Gabriel	0	0	0	0	0	0	0	0.00	0	1	0		1	-1	5:08	2:58	1:24		9:30	10	0:57
55	F	GOH Ryan Tsui Hon	0	1	1	0	12	15	-3	44.44	0	0	0		0	-2	8:35	9:31	8:20		26:26	24	1:06
97	F	CHAN Joshua Yu Wen	1	0	1	0	0	1	-1	0.00	1	1	2		4	-3	10:14	9:33	8:56		28:43	30	0:57
14	D	WINTLAND Ryan Adam	0	0	0	0	0	0	0	0.00	0	0	0		0	0	1:04	2:29	2:13		5:46	6	0:57
47	F	LEE Shaw Hsiang	0	0	0	2	0	0	0	0.00	0	1	0		1	-2	1:00	2:09	7:26		10:35	11	0:57
66	D	KOK Hung Wei	0	0	0	0	0	0	0	0.00	0	0	0		0	0	0:00	0:00	1:26		1:26	1	1:26
28	F	WONG Ian Yong Sheng	0	0	0	0	0	0	0	0.00	0	0	0		0	+1	3:30	1:16	1:32		6:18	7	0:54
78	F	GUNAWARDENA Brandon Russell	0	0	0	0	0	0	0	0.00	0	0	0		0	0	0:00	0:00	2:57		2:57	3	0:59
1	GK	LEE Joshua Elisha Shao Ern	0	0	0	0					0	0	0		0								
45	GK	LEE Chin Hao	0	0	0	0					0	0	0		0								
Total			2	2	4	8	19	47	-28	28.79	2	3	4		9								



Group B

R	Team	GP	W	OTW	OTL	L	GDF	GF : GA	PTS
1	KGZ	3	2	1	0	0	+39	49 : 10	8
2	KUW	2	1	0	1	0	+6	18 : 12	4
3	SGP	3	1	0	0	2	+3	25 : 22	3
4	BRN	2	0	0	0	2	-48	1 : 49	0

	BRN	KGZ	KUW	SGP
BRN	*****	0:29	SUN 09 FEB 21:00	1:20
KGZ	29:0	*****	9:8	11:2
KUW	SUN 09 FEB 21:00	8:9	*****	10:3
SGP	20:1	2:11	3:10	*****

Legend:

(G)	Goals in tournament	*	Does not count for Plus/minus	+/-	Plus/minus net	+A	Alternate Captain
+C	Captain	A	Assists	AVG	Average time on ice / shift	D	Defender
EQ	Equal strength	ET/Res	Penalty end time/Result of game	F	Forward	FO%	Face-offs won as percentage
FO+	Face-offs won	FO-	Face-offs lost	FO+/-	Face-offs net	G	Goals
GA	Goals against	GDF	Goal difference	GF	Goals for	GK	Goalkeeper
GP	Games played	L	Losses	MIP	Minutes in play (GK)	No.	Jersey number
OT	Overtime	OTL	Overtime losses	OTW	Overtime wins	P	Points
PIM	Penalties in minutes	Pos.	Position	PP1	Power play - 1 player	PPG	Power play goals
PTS	Points	R	Rank	SHF	Number of shifts	SHG	Shorthanded goals
SOG	Shots on goal	SVS	Saves	TOT	Total	TPP	Time on power play
TS	Total shots	W	Wins				

Shot Chart

射门表

KGZ - SGP

Shots by SGP

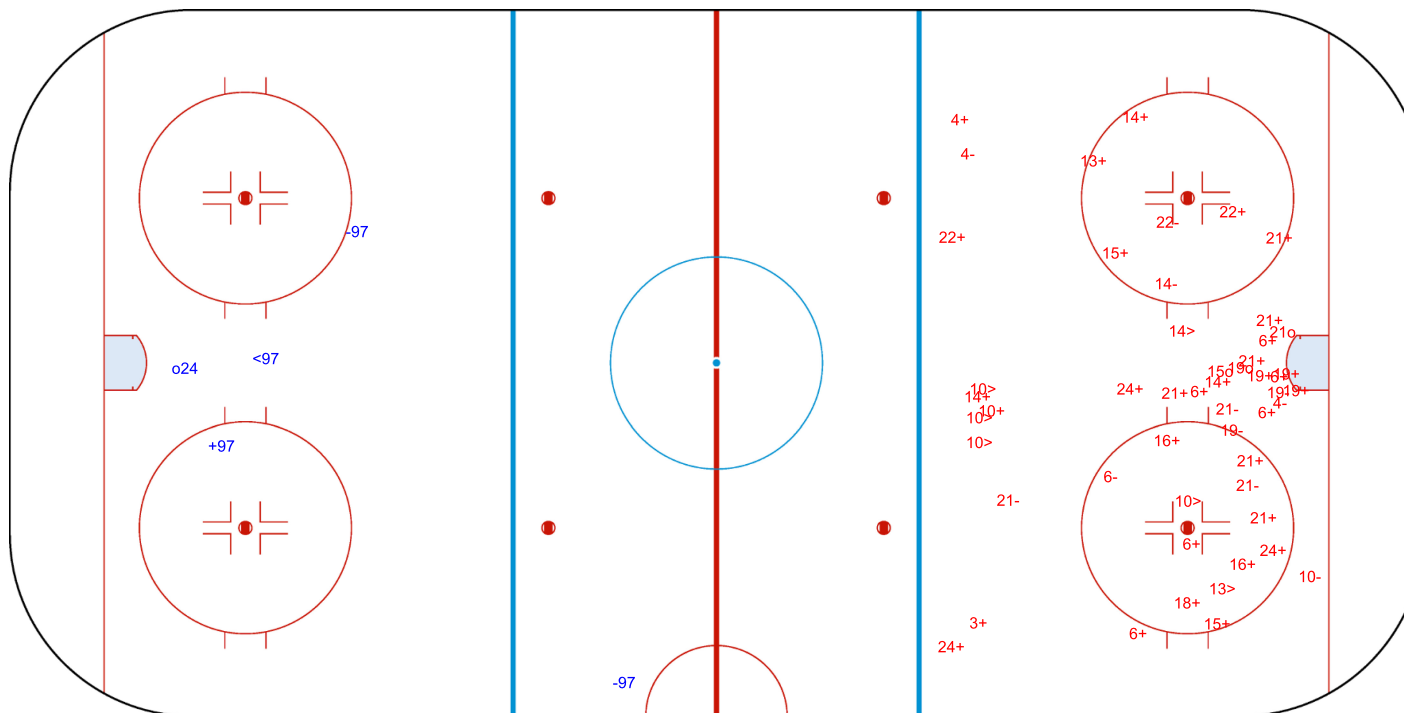
Goals (o): 1 SSG (+): 1
SSP (<): 1 SPG (-): 2



GK 1 of KGZ



1st Period



Shots by KGZ

Goals (o): 3 SSG (+): 32
SSP (>): 6 SPG (-): 11

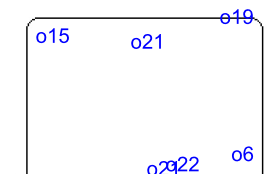


GK 1 of SGP



Shots by KGZ

Goals (o): 6 SSG (+): 23
SSP (<): 8 SPG (-): 8



GK 1 of SGP




2nd Period




Shots by SGP

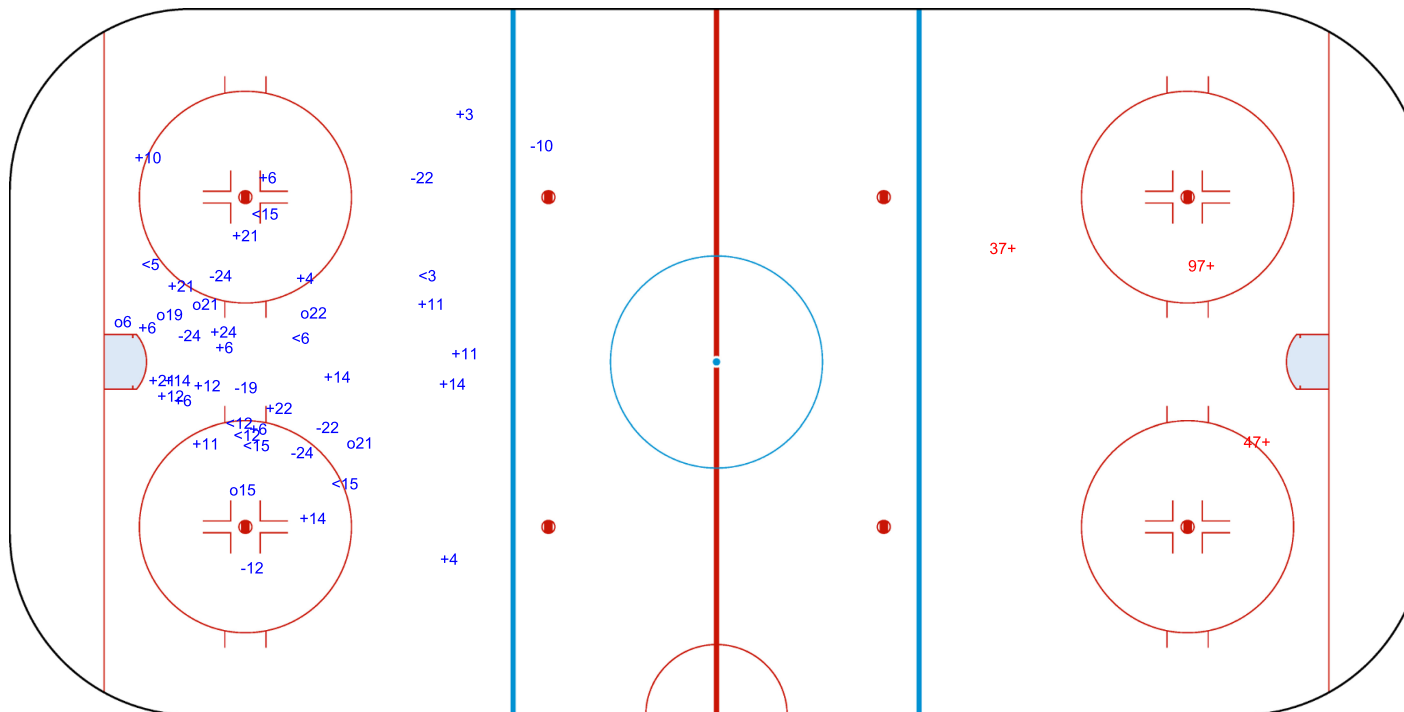
Goals (o): 0 SSG (+): 3
SSP (>): 0 SPG (-): 0



GK 1 of KGZ

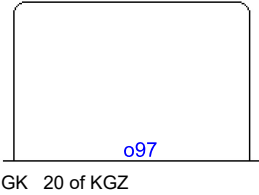


GK 20 of KGZ

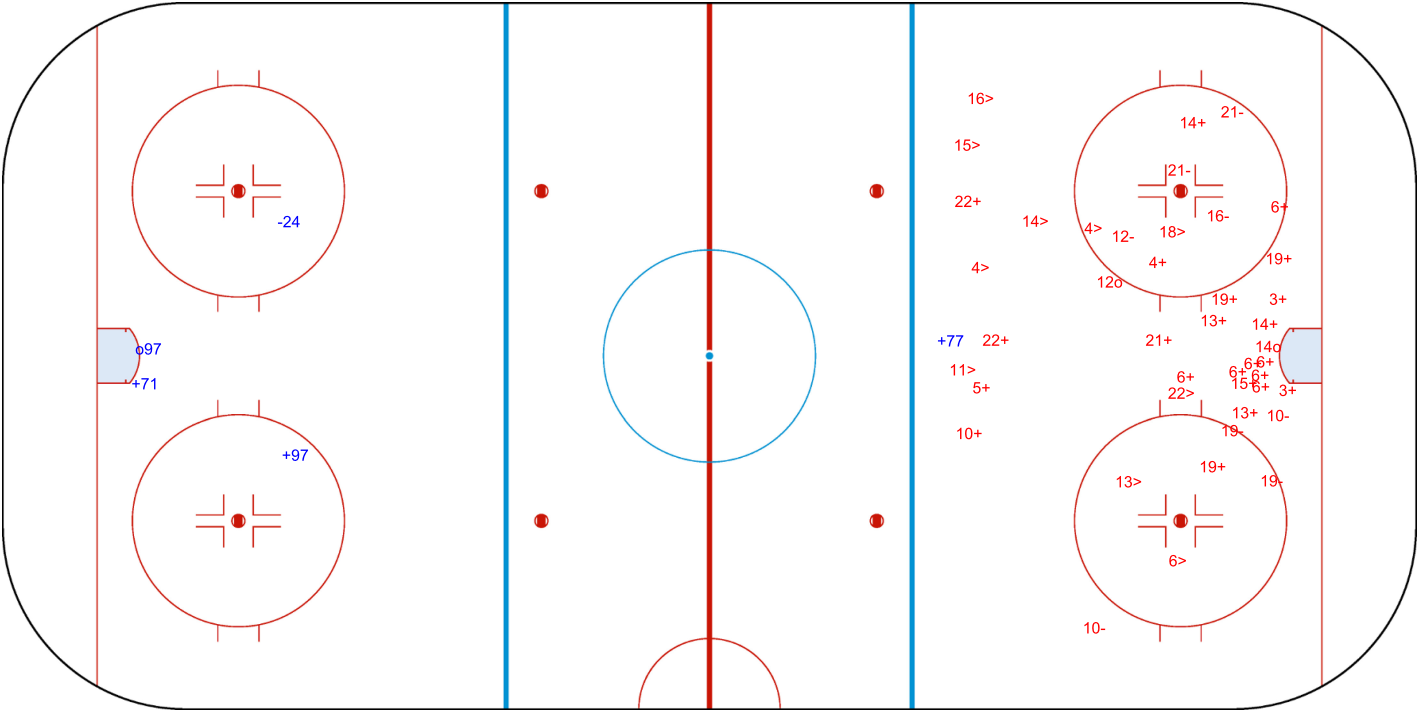




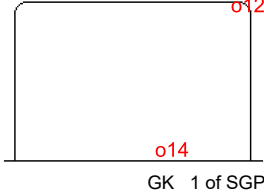
Shots by SGP
Goals (o): 1
SSP (<): 0
SSG (+): 3
SPG (-): 1



KGZ 3rd Period SGP



Shots by KGZ
Goals (o): 2
SSP (>): 10
SSG (+): 23
SPG (-): 8



Legend:							
GK	Goalkeeper	SPG	Shots past goal	SSG	Shots saved by goalkeeper	SSP	Shots saved by player

Face-off Chart

争球表

KGZ - SGP

1st PERIOD

Total wins / period	KGZ		SGP		KGZ		SGP		Total wins all zones
	Def. zone	Att. zone	Neutral zone		Att. zone	Def. zone			
	+ 14	- 55	+ 15	- 23	+ 12	- 55			
	+ 14	- 23	+ 15	- 23	+ 15	- 23			
			- 14	+ 23	+ 15	- 55			
			- 12	+ 23	- 12	+ 55			
			+ 15	- 23	+ 15	- 23			
			+ 15	- 55	+ 19	- 55			
			+ 12	- 23	- 14	+ 55			
					+ 15	- 55			
				+ 15	- 23				
				+ 19	- 23				
				+ 15	- 55				
	2 / 100%	0 / 0%	5 / 71%	2 / 29%	9 / 82%	2 / 18%			

				- 12	+ 55
				+ 19	- 23
				+ 15	- 71
				+ 19	- 97
				+ 12	- 23
1 / 100%	0 / 0%	4 / 67%	2 / 33%	13 / 87%	2 / 13%

TOTAL

Total wins / game	KGZ	SGP	KGZ	SGP	KGZ	SGP	Total wins all zones	
	Def. zone	Att. zone	Neutral zone		Att. zone	Def. zone		
	4 / 100%	0 / 0%	13 / 59%	9 / 41%	30 / 75%	10 / 25%	KGZ	SGP
							47 / 71%	19 / 29%

HEAD TO HEAD

		SGP					Tot.	wins KGZ	Dz	Nz	Az
No.		23	55	71	76	97					
KGZ	10	0 - 1	0 - 1				2	0 0%		0 0%	
	12	7 - 1	5 - 4				17	12 71%	1 100%	4 57%	7 78%
	13		0 - 1		1 - 0		2	1 50%			1 50%
	14	5 - 4	2 - 5				16	7 44%	2 100%	3 50%	2 25%
	15	12 - 1	6 - 1	1 - 0			21	19 90%	1 100%	6 86%	12 92%
	19	5 - 0	2 - 0			1 - 0	8	8 100%			8 100%
Tot.		36	27	1	1	1	66	47 71%	4 100%	13 59%	30 75%
wins SGP		7 19%	12 44%	0 0%	0 0%	0 0%	19 29%				
Dz		3 16%	7 39%	0 0%	0 0%	0 0%	10 25%				
Nz		4 29%	5 63%				9 41%				
Az		0 0%	0 0%				0 0%				

Legend:

Az Attacking zone Dz Defending zone No. Jersey number Nz Neutral zone Tot. Total face-offs played



Game Roster 比赛名单

BRN - KUW

Referee

LI Ho Ching (HKG)

Linespersons

ISKAKOV Timur (KAZ) , SU Wonil (KOR)

Goalkeepers

Team: BRN

No.	Name	GP	MIP	GA	SVS	SOG	SVS%	GAA
9	ALMUTLAQ Rashed	2	23:44	11	26	37	70.27	27.81
91	ALADHAB Abdulla	2	96:16	38	86	124	69.35	23.68

Team Roster

Team: BRN (Red)

No.	Pos.	Name	GP	G	A	PTS	PIM	+/-
5	D	HUSAIN Ammar	2	0	0	0	0	0
7	D	SULAIBEEKH Salman	2	0	0	0	0	-22
8	F	ALSALAH Yousif	2	0	0	0	2	-20
9	GK	ALMUTLAQ Rashed	2	0	0	0	0	
10	D	SAYER Abdulla	2	0	0	0	0	0
13	F	HEGAZI Sameh	2	0	0	0	0	-26
17	D	TURKI Abdulrahman	2	0	0	0	0	-25
19	F	ALI Majeed	2	0	0	0	0	-7
23	F	MASAUD Ahmed	2	0	0	0	0	-19
28	F	HEJRES Abdullatif	2	0	0	0	0	-22
53	F	ALATWI Mohamed Salah Mohamed	2	0	0	0	0	-4
55	F	ALTHAWADI Salman	2	0	0	0	0	-23
69	F	JANAHI Abdulla	2	0	0	0	0	-12
75	F	ALMARZOOQI Abdulla	2	0	0	0	0	-6
77	F	ALBAHRI Rashed	2	1	0	1	0	-19
89	D	TURKI Abdulla	2	0	0	0	0	-7
91	GK	ALADHAB Abdulla	2	0	0	0	0	
99	D	ALMUTAWA Abdulla	2	0	0	0	0	-18

Head Coach: FAKHROO Tamer

Team: KUW

No.	Name	GP	MIP	GA	SVS	SOG	SVS%	GAA
1	ALSAIED Zaid	2	20:00	3	6	9	66.67	9.00
44	ADAM Barvik	2	100:19	9	74	83	89.16	5.38

Team: KUW (White)

No.	Pos.	Name	GP	G	A	PTS	PIM	+/-
1	GK	ALSAIED Zaid	2	0	0	0	0	
4	D	ALMARAQI Mohammad	2	0	0	0	2	-1
5	D	KHALAF Khalaf	2	0	3	3	0	+8
6	D	ALDAEI Abdulrazaq	2	0	1	1	4	0
7	F	ALAJMI Mashari	2	0	0	0	0	-1
8	D	ALDUAJ Mohammed	2	0	0	0	2	+2
10	F	ALMARAGI Abdullah	2	0	0	0	0	-1
12	F	ALMARI Salem	2	1	1	2	2	+10
17	D	ALAWADHI Jasem	2	1	3	4	0	-2
19	F	ZIDAREVIC Bojan	2	1	1	2	2	-3
20	F	VAVRA Kamil	1	1	3	4	0	+2
23	F	BUDZEVICH Valery	2	1	8	9	2	+8
27	D	ALFOUDARI Meshal	1	0	0	0	0	0
33	F	ALASOUSI Abdullah	2	0	0	0	0	0
44	GK	ADAM Barvik	2	0	0	0	0	
69	F	ALKHASHAN Abdulaziz	2	0	1	1	2	0
88	F	ALKHASHRAM Abdulmohsen	2	0	0	0	0	-4
89	F	DROZDETSKIKH Ilia	2	7	5	12	0	+10
93	F	ALMARAGHY Abdulaziz	2	0	0	0	0	-4
99	D	TCIBIN Anton	2	6	3	9	2	+8

Head Coach: BARTKEVICS Andris

Legend:

+/- Plus/minus net	A Assists	D Defender	F Forward
G Goals	GA Goals against	GAA Goals against as average per 60 minutes	GK Goalkeeper
GP Games played	MIP Minutes and seconds played	No. Jersey number	PIM Penalties in minutes
Pos. Position	PTS Points	SOG Shots on goal	SVS Saves
SVS% Saves in percentage			



Line-Ups

阵容

BRN - KUW

Referee

LI Ho Ching (HKG)

Linespersons

ISKAKOV Timur (KAZ),SU Wonil (KOR)

Goalkeepers

Team: BRN

No.	Name
9	ALMUTLAQ Rashed
91	ALADHAB Abdulla

Team Line-ups

Team: BRN (Red)

No.	Pos.	Name
10	D	SAYER Abdulla
17	D	TURKI Abdulrahman
13	F	HEGAZI Sameh +C
23	F	MASAUD Ahmed
55	F	ALTHAWADI Salman +A
7	D	SULAIBEEKH Salman +A
89	D	TURKI Abdulla
8	F	ALSALAH Yousif
28	F	HEJRES Abdullatif
77	F	ALBAHRI Rashed
99	D	ALMUTAWA Abdulla
19	F	ALI Majeed
53	F	ALATWI Mohamed Salah Mohamed
69	F	JANAHI Abdulla
75	F	ALMARZOOQI Abdulla

Head Coach: FAKHROO Tamer

NOT DRESSED:

5 D HUSAIN Ammar

Team: KUW

No.	Name
1	ALSAIED Zaid
44	ADAM Barvik

Team: KUW (White)

No.	Pos.	Name
5	D	KHALAF Khalaf
99	D	TCIBIN Anton
12	F	ALMARI Salem
23	F	BUDZEVICH Valery
89	F	DROZDETSKIKH Ilia
6	D	ALDAEI Abdulrazaq
17	D	ALAWADHI Jasem +C
19	F	ZIDAREVIC Bojan
20	F	VAVRA Kamil
93	F	ALMARAGHY Abdulaziz
27	D	ALFOUDARI Meshal
7	F	ALAJMI Mashari
69	F	ALKHASHAN Abdulaziz
88	F	ALKHASHRAM Abdulmohsen
4	D	ALMARAQI Mohammad +A
8	D	ALDUAIJ Mohammed
10	F	ALMARAGI Abdullah +A
33	F	ALASOUSI Abdullah

Head Coach: BARTKEVICS Andris

Legend:

+A Alternate Captain
No. Jersey number

+C Captain
Pos. Position

D Defender

F Forward

Graphical Line-ups

阵容图

BRN - KUW

Referee

LI Ho Ching (HKG)

Linespersons

ISKAKOV Timur (KAZ) , SU Wonil (KOR)

Team: BRN - Bahrain (Red)

Head Coach: FAKHROO Tamer

S1 9 ALMUTLAQ Rashed		
91 ALADHAB Abdulla		
S6 55 ALTHAWADI Salman +A	S4 13 HEGAZI Sameh +C	S5 23 MASAUD Ahmed
S2 10 SAYER Abdulla	S3 17 TURKI Abdulrahman	
77 ALBAHRI Rashed	8 ALSALAH Yousif	28 HEJRES Abdullatif
7 SULAIBEEKH Salman +A	89 TURKI Abdulla	
75 ALMARZOOQI Abdulla	69 JANAH I Abdulla	19 ALI Majeed
99 ALMUTAWA Abdulla	53 ALATWI Mohamed Salah Mohamed	

Team: KUW - Kuwait (White)

Head Coach: BARTKEVICS Andris

S1 44 ADAM Barvik		
1 ALSAIED Zaid		
S5 23 BUDZEVICH Valery	S6 89 DROZDETSKIKH Ilia	S4 12 ALMARI Salem
S2 5 KHALAF Khalaf	S3 99 TCIBIN Anton	
20 VAVRA Kamil	19 ZIDAREVIC Bojan	17 ALAWADHI Jasem +C
93 ALMARAGHY Abdulaziz	6 ALDAEI Abdulrazaq	
7 ALAJMI Mashari	69 ALKHASHAN Abdulaziz	88 ALKHASHRAM Abdulmohsen
27 ALFOUDARI Meshal		
33 ALASOUSI Abdullah		10 ALMARAGI Abdullah +A
8 ALDUAJIJ Mohammed	4 ALMARAQI Mohammad +A	

Legend:

+A Alternate Captain

+C Captain

Sn

Starting position

Timing & Results provided by BORNAN



Game Summary
比赛总结

BRN - KUW 0 - 34 (0 - 10 , 0 - 10 , 0 - 14)

Spectators	Referee	Linespersons
907	LI Ho Ching (HKG)	ISKAKOV Timur (KAZ) , SU Wonil (KOR)

Team Statistics

Period	Score	SVS	SOG	PIM	TPP	PPG	SHG
1	0 : 10	21 : 1	1 : 31	2 : 0	00:00 : 00:29	0 : 1	0 : 0
2	0 : 10	22 : 4	4 : 32	4 : 4	03:25 : 03:25	0 : 0	0 : 1
3	0 : 14	9 : 4	4 : 23	2 : 2	02:00 : 00:34	0 : 1	0 : 1
Total	0 : 34	52 : 9	9 : 86	8 : 6	05:25 : 04:28	0 : 2	0 : 2

1st Period

Action	Time	ET/Res	Team	Type	No.	Name	(G)	Name of Assistant(s) / Action Description
GK	00:00		BRN		9	ALMUTLAQ R		- Goalkeeper in
GK	00:00		KUW		44	ADAM Barvik		- Goalkeeper in
Goal	01:38	0 : 1	KUW	EQ	69	ALKHASHAN A	(1)	7 ALAJMI Mashari On Ice BRN 9 7 8 28 77 89 27 ALFOUDARI Meshal KUW44 7 27 69 88 99
Goal	03:52	0 : 2	KUW	EQ	89	DROZDETSKIKH I	(8)	99 TCIBIN A On Ice BRN 9 10 13 17 23 55 KUW44 5 12 17 89 99
Goal	04:20	0 : 3	KUW	EQ	99	TCIBIN A	(7)	23 BUDZEVICH Valery On Ice BRN 9 7 13 23 55 89 89 DROZDETSKIKH I KUW44 5 12 23 89 99
Goal	06:18	0 : 4	KUW	EQ	5	KHALAF Khalaf	(1)	69 ALKHASHAN A On Ice BRN 9 10 17 19 53 69 27 ALFOUDARI Meshal KUW44 5 7 27 69 88
Goal	08:26	0 : 5	KUW	EQ	20	VAVRA Kamil	(2)	17 ALAWADHI Jasem On Ice BRN 9 10 17 19 69 75 93 ALMARAGHY A KUW44 6 17 19 20 93
Goal	10:32	0 : 6	KUW	EQ	99	TCIBIN A	(8)	27 ALFOUDARI Meshal On Ice BRN 9 8 10 17 28 77 KUW44 7 27 69 88 99
GK	10:32		BRN		91	ALADHAB A		- Goalkeeper in 9 ALMUTLAQ R - Goalkeeper out
Penalty	13:06	13:35	BRN	2 min.	55	ALTHAWADI S		- Slashing
Goal	13:35	0 : 7	KUW	PP1	12	ALMARI Salem	(2)	5 KHALAF Khalaf On Ice BRN 91 10 13 17 23 99 TCIBIN A KUW44 5 12 23 89 99 *
Goal	14:05	0 : 8	KUW	EQ	20	VAVRA Kamil	(3)	19 ZIDAREVIC Bojan On Ice BRN 91 8 28 77 89 99 KUW44 6 17 19 20 93
Goal	17:00	0 : 9	KUW	EQ	10	ALMARAGI Abdullah	(1)	20 VAVRA Kamil On Ice BRN 91 8 17 28 77 89 8 ALDUAJI Mohammed KUW44 4 8 10 20 33
Goal	17:56	0 : 10	KUW	EQ	89	DROZDETSKIKH I	(9)	99 TCIBIN A On Ice BRN 91 8 17 28 77 89 23 BUDZEVICH Valery KUW44 5 12 23 89 99

2nd Period

Action	Time	ET/Res	Team	Type	No.	Name	(G)	Name of Assistant(s) / Action Description
GK	20:00		KUW		1	ALSAIED Zaid		- Goalkeeper in 44 ADAM Barvik - Goalkeeper out
Goal	21:37	0 : 11	KUW	EQ	20	VAVRA Kamil	(4)	6 ALDAEI Abdulrazaq On Ice BRN 91 7 8 28 77 99 KUW 1 6 17 19 20 93
Goal	21:56	0 : 12	KUW	EQ	69	ALKHASHAN A	(2)	88 ALKHASHRAM A On Ice BRN 91 10 13 23 55 99 KUW 1 7 27 69 88 99
Penalty	23:29	25:29	BRN	2 min.	77	ALBAHRI R		- Tripping
Goal	26:21	0 : 13	KUW	EQ	19	ZIDAREVIC Bojan	(2)	20 VAVRA Kamil On Ice BRN 91 10 13 55 77 99 17 ALAWADHI Jasem KUW 1 6 17 19 20 93
Penalty	27:00	29:00	KUW	2 min.	69	ALKHASHAN A		- Tripping
Goal	28:36	0 : 14	KUW	SH1	88	ALKHASHRAM A	(1)	99 TCIBIN A On Ice BRN 91 7 8 10 28 77 KUW 1 4 7 88 99
Goal	29:46	0 : 15	KUW	EQ	99	TCIBIN A	(9)	23 BUDZEVICH Valery On Ice BRN 91 13 17 75 77 99 KUW 1 7 23 27 69 99
Goal	30:05	0 : 16	KUW	EQ	23	BUDZEVICH Valery	(2)	89 DROZDETSKIKH I On Ice BRN 91 10 13 23 55 89 KUW 1 5 12 23 89 99
Penalty	30:27	32:27	BRN	2 min.	89	TURKI A		- Tripping
Penalty	31:52	33:52	KUW	2 min.	-	Team penalty		- Too Many Players / Served by: 7 ALAJMI Mashari



SUN 9 FEB 2025
Start Time 21:00
End Time 23:11

Men
男子

Preliminary round - Group B, Game 24
小组赛轮次 - B组, 比赛 24



Action	Time	ET/Res	Team	Type	No.	Name	(G)	Name of Assistant(s) / Action Description
Goal	35:05	0 : 17	KUW	EQ	89	DROZDETSKIKH I	(10)	On Ice BRN 91 10 13 17 28 55 KUW 1 5 12 23 89 99
Goal	35:56	0 : 18	KUW	EQ	20	VAVRA Kamil	(5)	17 ALAWADHI Jasem On Ice BRN 91 10 17 19 69 75 19 ZIDAREVIC Bojan KUW 1 6 17 19 20 93
GK	35:56		BRN		9	ALMUTLAQ R	-	Goalkeeper in 91 ALADHAB A - Goalkeeper out
Goal	36:56	0 : 19	KUW	EQ	7	ALAJMI Mashari	(1)	88 ALKHASHRAM A On Ice BRN 9 19 69 75 89 99 27 ALFOUDARI Meshal KUW 1 7 27 69 88 99
Goal	39:06	0 : 20	KUW	EQ	89	DROZDETSKIKH I	(11)	23 BUDZEVICH Valery On Ice BRN 9 7 17 23 28 77 5 KHALAF Khalaf KUW 1 5 12 23 89 99

3rd Period

Action	Time	ET/Res	Team	Type	No.	Name	(G)	Name of Assistant(s) / Action Description
Goal	40:35	0 : 21	KUW	EQ	23	BUDZEVICH Valery	(3)	89 DROZDETSKIKH I On Ice BRN 9 10 13 17 23 55 99 TCIBIN A KUW 1 5 12 23 89 99
Penalty	40:39	41:13	BRN	2 min.	89	TURKI A	-	Hooking
Goal	41:13	0 : 22	KUW	PP1	6	ALDAEI Abdulrazaq	(1)	20 VAVRA Kamil On Ice BRN 9 8 28 77 99 17 ALAWADHI Jasem KUW 1 6 17 19 20 93 *
Goal	42:15	0 : 23	KUW	EQ	99	TCIBIN A	(10)	On Ice BRN 9 7 10 13 23 55 KUW 1 4 7 69 88 99
Goal	45:31	0 : 24	KUW	EQ	99	TCIBIN A	(11)	23 BUDZEVICH Valery On Ice BRN 9 10 13 23 55 99 89 DROZDETSKIKH I KUW 1 5 12 23 89 99
Goal	46:19	0 : 25	KUW	EQ	20	VAVRA Kamil	(6)	19 ZIDAREVIC Bojan On Ice BRN 9 8 10 28 77 99 17 ALAWADHI Jasem KUW 1 6 17 19 20 93
Goal	50:00	0 : 26	KUW	EQ	23	BUDZEVICH Valery	(4)	99 TCIBIN A On Ice BRN 9 8 10 69 77 89 89 DROZDETSKIKH I KUW 1 5 12 23 89 99
Goal	50:24	0 : 27	KUW	EQ	19	ZIDAREVIC Bojan	(3)	20 VAVRA Kamil On Ice BRN 9 7 17 19 69 75 17 ALAWADHI Jasem KUW 1 6 17 19 20 93
Penalty	53:46	55:46	KUW	2 min.	4	ALMARAQI Mohammad	-	Interference
Goal	55:36	0 : 28	KUW	SH1	99	TCIBIN A	(12)	19 ZIDAREVIC Bojan On Ice BRN 9 7 10 23 28 77 KUW 1 19 20 93 99
Goal	56:24	0 : 29	KUW	EQ	19	ZIDAREVIC Bojan	(4)	20 VAVRA Kamil On Ice BRN 9 8 28 77 89 99 KUW 1 6 17 19 20 93
Goal	57:57	0 : 30	KUW	EQ	33	ALASOUSI Abdullah	(1)	20 VAVRA Kamil On Ice BRN 9 7 13 17 23 55 10 ALMARAGI Abdullah KUW 1 4 8 10 20 33
Goal	58:29	0 : 31	KUW	EQ	99	TCIBIN A	(13)	23 BUDZEVICH Valery On Ice BRN 9 10 28 53 77 99 89 DROZDETSKIKH I KUW 1 5 12 23 89 99
Goal	58:48	0 : 32	KUW	EQ	12	ALMARI Salem	(3)	99 TCIBIN A On Ice BRN 9 10 13 55 77 99 89 DROZDETSKIKH I KUW 1 5 12 23 89 99
Goal	59:23	0 : 33	KUW	EQ	20	VAVRA Kamil	(7)	17 ALAWADHI Jasem On Ice BRN 9 7 13 23 55 99 KUW 1 6 10 17 20 93
Goal	59:33	0 : 34	KUW	EQ	17	ALAWADHI Jasem	(2)	20 VAVRA Kamil On Ice BRN 9 7 13 23 55 99 KUW 1 6 10 17 20 93
GK	60:00		BRN					9 ALMUTLAQ R - Goalkeeper out
GK	60:00		KUW					1 ALSAIED Zaid - Goalkeeper out

Goalkeeper Records

Team : BRN - Bahrain

No.	Name	SOG	SVS	MIP
9	ALMUTLAQ Rashed	47	25	34:36
91	ALADHAB Abdulla	39	27	25:24

Team : KUW - Kuwait

No.	Name	SOG	SVS	MIP
1	ALSAIED Zaid	8	8	40:00
44	ADAM Barvik	1	1	20:00

Game Statistics

Team : BRN (Red)

Head Coach : FAKHROO Tamer

Head Coach : FAKHROO Tamer										Shots on Goal						Time on Ice							
No.	Pos.	Name	G	A	P	PIM	FO+	FO-	FO+/-	FO%	1	2	3	OT	TS	+/-	1	2	3	OT	TOT	SHF	AVG
10	D	SAYER Abdulla	0	0	0	0	0	0	0	0.00	0	0	0		0	-18	12:43	11:22	11:10		35:15	20	1:45
13	F	HEGAZI Sameh +C	0	0	0	0	13	18	-5	41.94	0	0	0		0	-14	8:00	10:22	9:15		27:37	22	1:15
17	D	TURKI Abdulrahman	0	0	0	0	0	0	0	0.00	0	0	0		0	-13	11:46	7:55	6:45		26:26	16	1:39
23	F	MASAUD Ahmed	0	0	0	0	0	2	-2	0.00	0	1	2		3	-12	9:32	10:22	9:30		29:24	22	1:20
55	F	ALTHAWADI Salman +A	0	0	0	2	0	0	0	0.00	0	0	0		0	-13	8:14	10:15	9:18		27:47	22	1:15

Timing & Results provided by BORNAN



SUN 9 FEB 2025
Start Time 21:00
End Time 23:11

Men
男子

Preliminary round - Group B, Game 24
小组赛轮次 - B组, 比赛 24



Head Coach : FAKHROO Tamer										Shots on Goal					Time on Ice									
No.	Pos.	Name	G	A	P	PIM	FO+	FO-	FO+/-	FO%	1	2	3	OT	TS	+/-	1	2	3	OT	TOT	SHF	AVG	
7	D	SULAIBEEKH Salman +A	0	0	0	0	0	0	0	0.00	1	2	1		4	-11	6:15	7:40	10:12		24:07	16	1:30	
8	F	ALSALAH Yousif	0	0	0	0	3	15	-12	16.67	0	0	0		0	-10	8:41	6:53	5:21		20:55	19	1:06	
28	F	HEJRES Abdullatif	0	0	0	0	1	5	-4	16.67	0	1	0		1	-13	7:54	6:11	6:44		20:49	20	1:02	
77	F	ALBAHRI Rashed	0	0	0	2	0	1	-1	0.00	0	0	1		1	-16	7:02	7:56	8:41		23:39	20	1:10	
89	D	TURKI Abdulla	0	0	0	4	0	0	0	0.00	0	0	0		0	-9	5:51	4:29	4:39		14:59	16	0:56	
19	F	ALI Majeed	0	0	0	0	0	0	0	0.00	0	0	0		0	-5	3:26	1:12	1:40		6:18	8	0:47	
53	F	ALATWI Mohamed Salah Mohamed	0	0	0	0	0	0	0	0.00	0	0	0		0	-2	0:37	0:00	2:28		3:05	3	1:01	
69	F	JANAHI Abdulla	0	0	0	0	6	8	-2	42.86	0	0	0		0	-6	3:19	2:01	4:43		10:03	12	0:50	
75	F	ALMARZOOQI Abdulla	0	0	0	0	0	0	0	0.00	0	0	0		0	-5	2:46	1:50	2:20		6:56	8	0:52	
99	D	ALMUTAWA Abdulla	0	0	0	0	0	0	0	0.00	0	0	0		0	-13	3:25	7:32	6:40		17:37	15	1:10	
9	GK	ALMUTLAQ Rashed	0	0	0	0					0	0	0		0									
91	GK	ALADHAB Abdulla	0	0	0	0					0	0	0		0									
Total			0	0	0	8	23	49	-26	31.94	1	4	4		9									

Team : KUW (White)

Head Coach : BARTKEVICS Andris										Shots on Goal						Time on Ice							
No.	Pos.	Name	G	A	P	PIM	FO+	FO-	FO+/-	FO%	1	2	3	OT	TS	+/-	1	2	3	OT	TOT	SHF	AVG
5	D	KHALAF Khalaf	1	2	3	0	0	0	0	0.00	2	0	0		2	+12	5:41	5:19	7:36		18:36	21	0:53
12	F	ALMARI Salem	2	0	2	0	0	0	0	0.00	1	2	2		5	+11	3:11	3:50	3:29		10:30	14	0:45
23	F	BUDZEVICH Valery	3	6	9	0	0	0	0	0.00	5	3	2		10	+11	3:07	4:21	5:19		12:47	15	0:51
89	F	DROZDETSKIKH Ilia	4	7	11	0	12	4	8	75.00	2	2	0		4	+11	3:28	3:54	5:03		12:25	15	0:49
99	D	TCIBIN Anton	7	7	14	0	0	0	0	0.00	6	5	5		16	+19	6:36	7:44	7:51		22:11	22	1:00
6	D	ALDAEI Abdulrazaq	1	1	2	0	0	0	0	0.00	1	0	2		3	+10	6:42	6:07	4:27		17:16	15	1:09
17	D	ALAWADHI Jasem +C	1	7	8	0	1	1	0	50.00	3	3	2		8	+11	9:51	7:04	7:54		24:49	20	1:14
19	F	ZIDAREVIC Bojan	3	4	7	0	17	8	9	68.00	0	6	2		8	+9	6:28	6:04	4:59		17:31	15	1:10
20	F	VAVRA Kamil	6	7	13	0	4	1	3	80.00	5	4	3		12	+13	8:40	7:17	6:31		22:28	20	1:07
93	F	ALMARAGHY Abdulaziz	0	1	1	0	0	0	0	0.00	2	1	0		3	+11	6:29	6:07	4:47		17:23	15	1:09
7	F	ALAJMI Mashari	1	1	2	0	0	0	0	0.00	2	1	0		3	+8	5:37	4:18	4:42		14:37	15	0:58
27	D	ALFOUDARI Meshal	0	4	4	0	0	0	0	0.00	0	0	0		0	+6	4:59	4:36	4:50		14:25	14	1:01
69	F	ALKHASHAN Abdulaziz	2	1	3	2	12	7	5	63.16	1	1	1		3	+7	5:15	4:15	4:59		14:29	14	1:02
88	F	ALKHASHRAM Abdulmohsen	1	2	3	0	1	0	1	100.00	0	1	0		1	+7	5:45	4:15	4:38		14:38	14	1:02
4	D	ALMARAQI Mohammad +A	0	0	0	2	0	0	0	0.00	0	0	0		0	+4	4:42	5:23	5:13		15:18	13	1:10
8	D	ALDUAJI Mohammed	0	1	1	0	0	0	0	0.00	0	0	0		0	+2	4:51	4:49	5:06		14:46	12	1:13
10	F	ALMARAGI Abdullah +A	1	1	2	0	2	2	0	50.00	1	1	2		4	+4	4:15	5:20	5:16		14:51	12	1:14
33	F	ALASOUSI Abdullah	1	0	1	0	0	0	0	0.00	0	2	2		4	+2	4:25	5:17	5:20		15:02	12	1:15
1	GK	ALSAIED Zaid	0	0	0	0					0	0	0		0								
44	GK	ADAM Barvik	0	0	0	0					0	0	0		0								
Total			34	52	86	4	49	23	26	68.06	31	32	23		86								

Group B

R	Team	GP	W	OTW	OTL	L	GDF	GF : GA	PTS
1	KGZ	3	2	1	0	0	+39	49 : 10	8
2	KUW	3	2	0	1	0	+40	52 : 12	7
3	SGP	3	1	0	0	2	+3	25 : 22	3
4	BRN	3	0	0	0	3	-82	1 : 83	0

	BRN	KGZ	KUW	SGP
BRN	*****	0:29	0:34	1:20
KGZ	29:0	*****	9:8	11:2
KUW	34:0	8:9	*****	10:3
SGP	20:1	2:11	3:10	*****



Legend:		
(G)	Goals in tournament	* Does not count for Plus/minus
+C	Captain	A Assists
EQ	Equal strength	ET/Res Penalty end time/Result of game
FO+	Face-offs won	FO- Face-offs lost
GA	Goals against	GDF Goal difference
GP	Games played	L Losses
OT	Overtime	OTL Overtime losses
PIM	Penalties in minutes	Pos. Position
PTS	Points	R Rank
SHG	Shorthanded goals	SOG Shots on goal
TTP	Time on power play	TS Total shots
+/-	Plus/minus net	+A Alternate Captain
AVG	Average time on ice / shift	D Defender
F	Forward	FO% Face-offs won as percentage
FO+/-	Face-offs net	G Goals
GF	Goals for	GK Goalkeeper
MIP	Minutes in play (GK)	No. Jersey number
OTW	Overtime wins	P Points
PP1	Power play - 1 player	PPG Power play goals
SH1	Shorthanded - 1 player	SHF Number of shifts
SVS	Saves	TOT Total
W	Wins	



Shot Chart
射门表

BRN - KUW

Shots by BRN

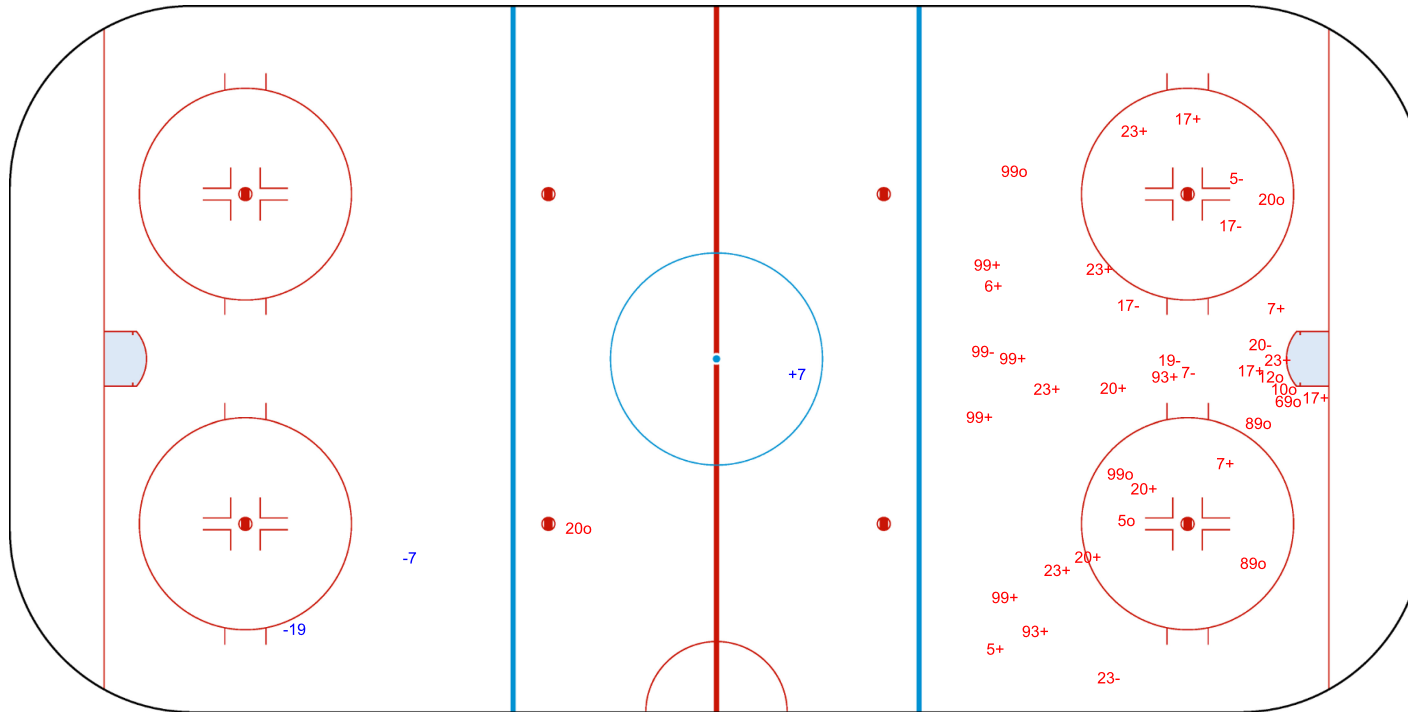
Goals (o): 0 SSG (+): 1
SSP (<): 0 SPG (-): 2



GK 44 of KUW

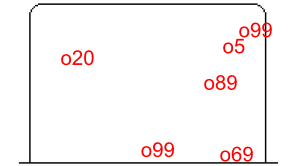


1st Period

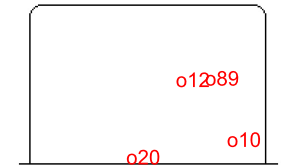


Shots by KUW

Goals (o): 10 SSG (+): 21
SSP (>): 0 SPG (-): 8



GK 9 of BRN



GK 91 of BRN




Shots by KUW

Goals (o): 10

SSP (<): 8

SSG (+): 22

SPG (-): 8



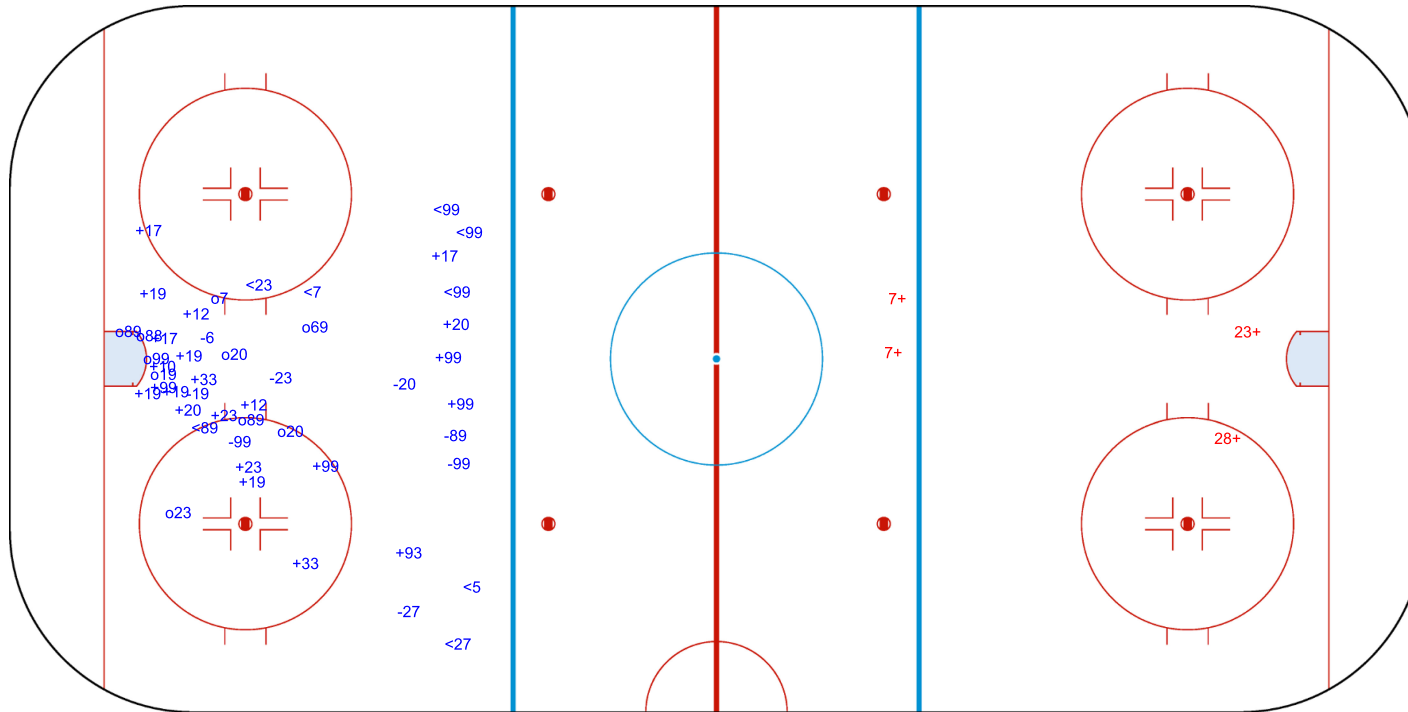
GK 9 of BRN



GK 91 of BRN



2nd Period




Shots by BRN

Goals (o): 0


SSP (>): 0

SSG (+): 4

SPG (-): 0



GK 1 of KUW



GK 44 of KUW



Shots by BRN

Goals (o): 0

SSG (+): 4

SSP (-): 1

SPG (-): 2



GK 1 of KUW

KUW

3rd Period

BRN

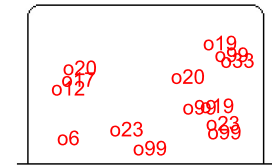
Shots by KUW

Goals (o): 14

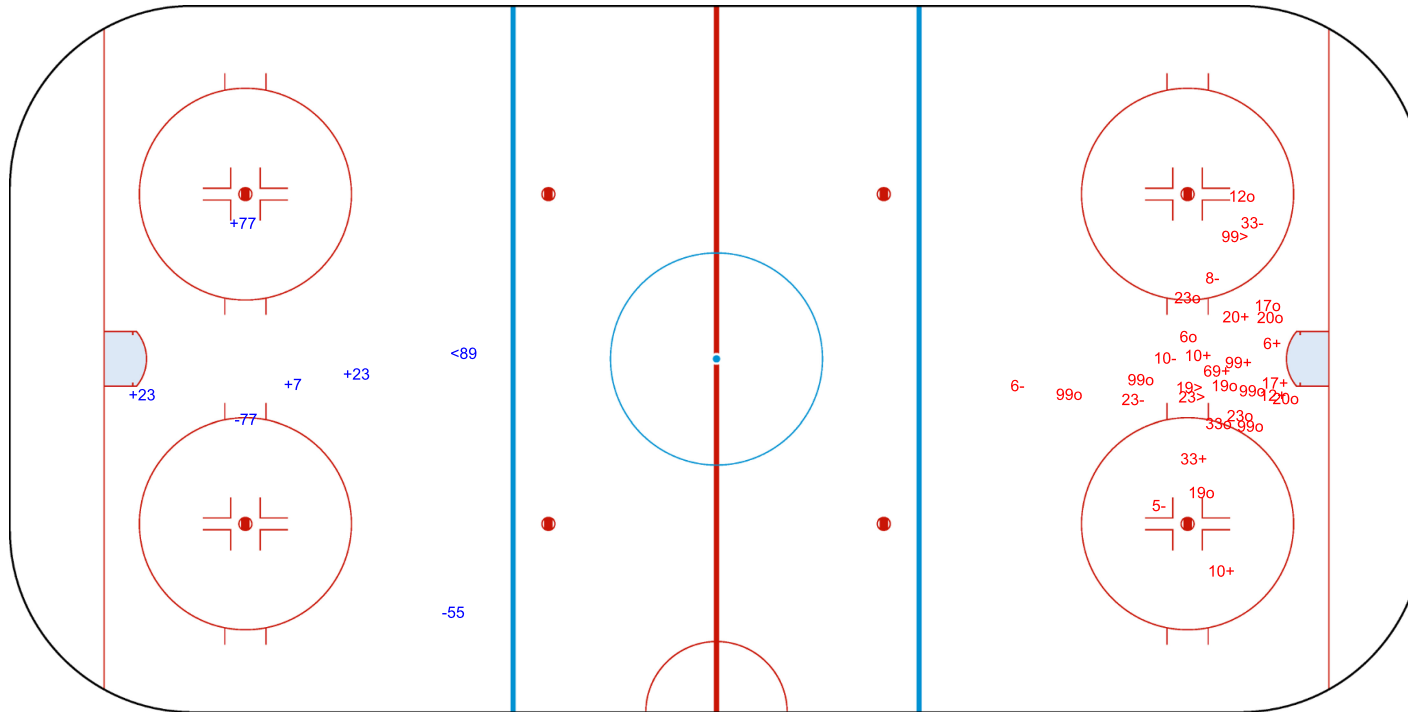
SSG (+): 9

SSP (>): 3

SPG (-): 6



GK 9 of BRN



Legend:

GK

Goalkeeper

SPG

Shots past goal

SSG

Shots saved by goalkeeper

SSP

Shots saved by player

Timing & Results provided by BORNAN

Face-off Chart
争球表

BRN - KUW

1st PERIOD

BRN	KUW	BRN	KUW	BRN	KUW
Def. zone	Att. zone	Neutral zone		Att. zone	Def. zone
- 69	+ 69	+ 13	- 89		
- 8	+ 89	- 8	+ 69		
- 8	+ 89	+ 8	- 69		
- 69	+ 19	+ 69	- 10		
- 13	+ 89	- 13	+ 89		
+ 13	- 69	- 8	+ 19		
- 8	+ 89	+ 13	- 20		
+ 8	- 69	+ 13	- 19		
		- 69	+ 69		
		- 8	+ 19		
		- 8	+ 19		
		- 8	+ 19		
		- 8	+ 20		
		+ 13	- 19		
Total wins / period		2 / 25%	6 / 75%	6 / 43%	8 / 57%

Total wins
all zones

BRN	KUW
8 / 36%	14 / 64%

2nd PERIOD

BRN	KUW	BRN	KUW	BRN	KUW
Def. zone	Att. zone	Neutral zone		Att. zone	Def. zone
- 8	+ 19	- 13	+ 89	- 13	+ 10
- 8	+ 19	+ 8	- 19	- 13	+ 69
+ 13	- 10	+ 13	- 69	- 8	+ 69
- 8	+ 89	- 13	+ 69		
- 13	+ 19	- 23	+ 69		
- 13	+ 89	- 28	+ 88		
+ 13	- 19	- 13	+ 89		
- 77	+ 69	- 13	+ 19		
- 23	+ 10	+ 13	- 19		
- 13	+ 89	- 69	+ 69		
		- 13	+ 20		
		- 28	+ 19		
Total wins / period		2 / 20%	8 / 80%	3 / 25%	9 / 75%

Total wins
all zones

BRN	KUW
5 / 20%	20 / 80%

3rd PERIOD

Total wins / period

BRN	KUW	BRN	KUW	BRN	KUW
Def. zone	Att. zone	Neutral zone		Att. zone	Def. zone
+ 28	- 19	- 13	+ 89	- 69	+ 69
+ 69	- 17	- 28	+ 19	+ 13	- 89
- 13	+ 89	- 13	+ 69	- 13	+ 20
- 8	+ 69	- 28	+ 17		
+ 13	- 69	- 28	+ 19		
+ 69	- 89	+ 69	- 69		
		- 69	+ 19		
		+ 13	- 19		
		- 8	+ 19		

Total wins
all zones

BRN	KUW
10 / 40%	15 / 60%

		+ 69	- 69	
		- 69	+ 20	
		+ 13	- 89	
		- 13	+ 19	
		- 13	+ 19	
		+ 69	- 19	
		- 69	+ 19	
4 / 67%	2 / 33%	5 / 31%	11 / 69%	1 / 33%
				2 / 67%

TOTAL

Total wins / game	BRN	KUW	BRN	KUW	BRN	KUW	Total wins all zones	
	Def. zone	Att. zone	Neutral zone	Neutral zone	Att. zone	Def. zone		
	8 / 33%	16 / 67%	14 / 33%	28 / 67%	1 / 17%	5 / 83%	BRN	KUW
							23 / 32%	49 / 68%

HEAD TO HEAD

		KUW												
		No.	10	17	19	20	69	88	89	Tot.	wins BRN	Dz	Nz	Az
BRN	8				1 - 7	0 - 1	2 - 3		0 - 4	18	3 17%	1 13%	2 22%	0 0%
	13	1 - 1			5 - 4	1 - 2	3 - 3		3 - 8	31	13 42%	4 44%	8 44%	1 25%
	23	0 - 1					0 - 1			2	0 0%	0 0%	0 0%	
	28		0 - 1	1 - 3			0 - 1			6	1 17%	1 100%	0 0%	
	69	1 - 0	1 - 0	1 - 3	0 - 1	2 - 4		1 - 0	14	6 43%	2 50%	4 44%	0 0%	
	77					0 - 1			1	0 0%	0 0%			
Tot.		4	2	25	5	19	1	16	72	23 32%	8 33%	14 33%	1 17%	
wins KUW		2 50%	1 50%	17 68%	4 80%	12 63%	1 100%	12 75%	49 68%					
Dz		1 100%			1 100%	3 100%		0 0%	5 83%					
Nz		0 0%	1 100%	13 68%	3 75%	6 60%	1 100%	4 67%	28 67%					
Az		1 50%	0 0%	4 67%		3 50%		8 89%	16 67%					

Legend:

Az Attacking zone Dz Defending zone No. Jersey number Nz Neutral zone Tot. Total face-offs played

Game Roster

比赛名单

KAZ - KOR

Referees

LIU Jiaqi (CHN) , SHEN Yen-Chin (TPE)

Linespersons

FU Dahe (CHN) , YUAN Zhaoyang (CHN)

Goalkeepers

Team: KAZ

No.	Name	GP	MIP	GA	SVS	SOG	SVS%	GAA
1	AMIRBEKOV Jelal-Ad-Din	2	31:07	0	5	5	100.00	0.00
20	SHUTOV Andrey	3	180:00	2	30	32	93.75	0.67
30	PAVLENKO Maxim	3	28:53	0	4	4	100.00	0.00

Team Roster

Team: KAZ (Blue)

No.	Pos.	Name	GP	G	A	PTS	PIM	+/-
1	GK	AMIRBEKOV Jelal-Ad-Din	2	0	0	0	0	
2	D	BREUS Dmitriy	4	1	3	4	0	+11
3	D	GAITAMIROV Tamirlan	4	1	1	2	4	+10
6	F	BUYALSKIY Andrey	4	2	4	6	0	+7
7	D	DANIYAR Samat	4	1	7	8	0	+10
8	F	OSPANOV Ruslan	4	3	1	4	0	+6
9	D	BUTENKO Danil	4	0	2	2	0	+5
14	F	OMIRBEKOV Alikhan	4	3	5	8	0	+11
15	D	KOROLYOV Artyom	4	1	1	2	2	+7
16	F	BORISSEVICH Alexandr	4	2	4	6	2	+8
17	F	STARCHENKO Roman	4	3	6	9	0	+11
18	F	RYMAREV Yevgeniy	4	4	5	9	0	+11
19	F	GRENTS Dmitriy	4	2	0	2	0	+3
20	GK	SHUTOV Andrey	3	0	0	0	0	
21	F	KOLESNIKOV Vyacheslav	4	3	2	5	0	+6
22	F	PANYUKOV Kirill	4	4	5	9	0	+8
23	F	CHAPOROV Denis	4	1	4	5	2	+6
24	F	SAVITSKIY Kirill	4	1	7	8	0	+8
25	D	STEPANENKO Ivan	4	1	3	4	2	+4
26	D	MIKHAILOV Eduard	4	0	2	2	0	+5
27	F	LIKHOTNIKOV Artem	4	3	8	11	0	+12
28	D	BEKETAYEV Adil	4	3	5	8	0	+10
30	GK	PAVLENKO Maxim	3	0	0	0	0	

Head Coach: BOLYAKIN Oleg

Team: KOR

No.	Name	GP	MIP	GA	SVS	SOG	SVS%	GAA
31	HA Jung Ho	4	120:00	1	11	12	91.67	0.50
32	LEE Yeonseung	4	124:15	7	38	45	84.44	3.38

Team: KOR (White)

No.	Pos.	Name	GP	G	A	PTS	PIM	+/-
3	D	LEE Seungjae	4	0	2	2	2	+2
5	D	KIM Wonjun	4	0	4	4	0	+9
6	D	OH In-Gyo	4	2	3	5	0	+8
11	F	KIM Sangyeob	4	7	2	9	0	+8
13	F	KIM Sihwan	4	0	3	3	2	+7
18	D	KONG Yuchan	4	1	5	6	2	+12
19	F	KIM Sangwook	4	8	13	21	0	+16
23	D	LEE Minjae	4	0	3	3	2	+3
24	D	KIM Donghwan	4	0	0	0	2	+2
27	F	AHN Jinhui	4	4	7	11	0	+14
31	GK	HA Jung Ho	4	0	0	0	0	
32	GK	LEE Yeonseung	4	0	0	0	0	
36	F	JEON Jung Woo	3	1	0	1	0	0
58	D	NAM Heedoo	4	1	6	7	0	+9
61	D	LIM Dongkyu	4	0	2	2	0	+4
63	F	KWON Hyeonsu	4	1	1	2	0	+1
72	F	KIM Geonwoo	4	0	1	1	0	+1
77	F	LEE Chongmin	4	7	12	19	0	+17
84	F	LEE Hyun Seung	4	1	1	2	0	+1
88	F	LEE Mooyoung	4	0	0	0	0	0
89	F	KANG Minwan	4	1	2	3	0	+8
92	F	KANG Yoon Seok	4	1	2	3	0	+1

Head Coach: KIM Woo Jae

Legend:

+/-	Plus/minus net	A	Assists	D	Defender	F	Forward
G	Goals	GA	Goals against	GAA	Goals against as average per 60 minutes	GK	Goalkeeper
GP	Games played	MIP	Minutes and seconds played	No.	Jersey number	PIM	Penalties in minutes
Pos.	Position	PTS	Points	SOG	Shots on goal	SVS	Saves
SVS%	Saves in percentage						



Line-Ups 阵容

KAZ - KOR

Referees

LIU Jiaqi (CHN), SHEN Yen-Chin (TPE)

Linespersons

FU Dahe (CHN), YUAN Zhaoyang (CHN)

Goalkeepers

Team: KAZ

No.	Name
1	AMIRBEKOV Jelal-Ad-Din
20	SHUTOV Andrey

Team Line-ups

Team: KAZ (Blue)

No.	Pos.	Name
7	D	DANIYAR Samat
28	D	BEKETAYEV Adil +A
14	F	OMIRBEKOV Alikhan
17	F	STARCHENKO Roman +C
18	F	RYMAREV Yevgeniy +A
2	D	BREUS Dmitriy
3	D	GAITAMIROV Tamirlan
22	F	PANYUKOV Kirill
24	F	SAVITSKIY Kirill
27	F	LIKHOTNIKOV Artem
25	D	STEPANENKO Ivan
26	D	MIKHAILOV Eduard
19	F	GRENTS Dmitriy
21	F	KOLESNIKOV Vyacheslav
23	F	CHAPOROV Denis
9	D	BUTENKO Danil
15	D	KOROLYOV Artyom
6	F	BUYALSKIY Andrey
8	F	OSPA NOV Ruslan
16	F	BORISSEVICH Alexandr

Head Coach: BOLYAKIN Oleg

NOT DRESSED:

30 GK PAVLENKO Maxim

Team: KOR

No.	Name
31	HA Jung Ho
32	LEE Yeonseung

Team: KOR (White)

No.	Pos.	Name
5	D	KIM Wonjun
58	D	NAM Heedoo
19	F	KIM Sangwook +C
27	F	AHN Jinhui +A
77	F	LEE Chongmin +A
3	D	LEE Seungjae
61	D	LIM Dongkyu
72	F	KIM Geonwoo
84	F	LEE Hyun Seung
92	F	KANG Yoon Seok
6	D	OH In-Gyo
18	D	KONG Yuchan
11	F	KIM Sangyeob
13	F	KIM Sihwan
89	F	KANG Minwan
23	D	LEE Minjae
24	D	KIM Donghwan
36	F	JEON Jung Woo
63	F	KWON Hyeonsu
88	F	LEE Mooyoung

Head Coach: KIM Woo Jae

Legend:

+A Alternate Captain
No. Jersey number

+C Captain
Pos. Position

D Defender

F Forward

Graphical Line-ups

阵容图

KAZ - KOR

Referees

LIU Jiaqi (CHN) , SHEN Yen-Chin (TPE)

Linespersons

FU Dahe (CHN) , YUAN Zhaoyang (CHN)

Team: KAZ - Kazakhstan (Blue)

Head Coach: BOLYAKIN Oleg

S1 20 SHUTOV Andrey		
1 AMIRBEKOV Jelal-Ad-Din		
S5 17 STARCHENKO Roman +C	S4 14 OMIRBEKOV Alikhan	S6 18 RYMAREV Yevgeniy +A
S2 7 DANIYAR Samat	S3 28 BEKETAYEV Adil +A	
24 SAVITSKIY Kirill	27 LIKHOTNIKOV Artem	22 PANYUKOV Kirill
2 BREUS Dmitriy	3 GAITAMIROV Tamirlan	
23 CHAPOROV Denis	19 GRENTS Dmitriy	21 KOLESNIKOV Vyacheslav
25 STEPANENKO Ivan	26 MIKHAILOV Eduard	
6 BUYALSKIY Andrey	16 BORISSEVICH Alexandr	8 OSPANOV Ruslan
15 KOROLYOV Artyom	9 BUTENKO Danil	

Team: KOR - Republic of Korea (White)

Head Coach: KIM Woo Jae

S1 32 LEE Yeonseung		
31 HA Jung Ho		
S5 27 AHN Jinhui +A	S4 19 KIM Sangwook +C	S6 77 LEE Chongmin +A
S2 5 KIM Wonjun	S3 58 NAM Heedoo	
92 KANG Yoon Seok	84 LEE Hyun Seung	72 KIM Geonwoo
61 LIM Dongkyu	3 LEE Seungjae	
89 KANG Minwan	13 KIM Sihwan	11 KIM Sangyeob
6 OH In-Gyo	18 KONG Yuchan	
63 KWON Hyeonsu	36 JEON Jung Woo	88 LEE Mooyoung
23 LEE Minjae	24 KIM Donghwan	

Legend:

+A Alternate Captain

+C Captain

Sn

Starting position

Timing & Results provided by BORNAN



Game Summary
比赛总结

KAZ - KOR 2 - 1 (0 - 1, 0 - 0, 2 - 0)

Spectators	Referees	Linespersons
2079	LIU Jiaqi (CHN) , SHEN Yen-Chin (TPE)	FU Dahe (CHN) , YUAN Zhaoyang (CHN)

Team Statistics

Period	Score	SVS	SOG	PIM	TPP	PPG	SHG
1	0 : 1	12 : 5	5 : 13	2 : 4	03:24 : 00:49	0 : 1	0 : 0
2	0 : 0	9 : 9	9 : 9	2 : 0	00:36 : 02:00	0 : 0	0 : 0
3	2 : 0	4 : 16	18 : 4	0 : 6	02:55 : 00:00	2 : 0	0 : 0
Total	2 : 1	25 : 30	32 : 26	4 : 10	06:55 : 02:49	2 : 1	0 : 0

1st Period

Action	Time	ET/Res	Team	Type	No.	Name	(G)	Name of Assistant(s) / Action Description
GK	00:00		KAZ		20	SHUTOV Andrey		- Goalkeeper in
GK	00:00		KOR		32	LEE Yeonseung		- Goalkeeper in
Penalty	10:19	11:08	KAZ	2 min.	9	BUTENKO Danil		- Holding an opponent
Goal	11:08	0 : 1	KOR	PP1	92	KANG Yoon Seok	(2)	58 NAM Heedoo On Ice KAZ 20 7 24 27 28 * 77 LEE Chongmin KOR 32 19 27 58 77 92
Penalty	12:07	14:07	KOR	2 min.	58	NAM Heedoo		- Interference
Penalty	18:36	20:36	KOR	2 min.	58	NAM Heedoo		- Hooking

2nd Period

Action	Time	ET/Res	Team	Type	No.	Name	(G)	Name of Assistant(s) / Action Description
Penalty	23:41	25:41	KAZ	2 min.	2	BREUS Dmitriy		- Tripping

3rd Period

Action	Time	ET/Res	Team	Type	No.	Name	(G)	Name of Assistant(s) / Action Description
Penalty	44:19	44:58	KOR	2 min.	18	KONG Yuchan		- Cross-Checking
Goal	44:58	1 : 1	KAZ	PP1	27	LIKHOTNIKOV Artem	(4)	24 SAVITSKIY Kirill On Ice KAZ 20 7 16 21 24 27 * 7 DANIYAR Samat KOR 32 3 36 61 88
Penalty	53:46	55:46	KOR	2 min.	3	LEE Seungjae		- Cross-Checking
Time-out	54:43		KOR					
Penalty	58:26	58:42	KOR	2 min.	13	KIM Sihwan		- Boarding
Goal	58:42	2 : 1	KAZ	PP1	17	STARCHENKO Roman	(4)	18 RYMAREV Yevgeniy On Ice KAZ 20 14 17 18 22 28 * 22 PANYUKOV Kirill KOR 32 6 23 36 88
GK	60:00		KAZ					20 SHUTOV Andrey - Goalkeeper out
GK	60:00		KOR					32 LEE Yeonseung - Goalkeeper out

Goalkeeper Records

Team : KAZ - Kazakhstan

No.	Name	SOG	SVS	MIP
20	SHUTOV Andrey	26	25	60:00
1	AMIRBEKOV Jelal-Ad-Din			

Team : KOR - Republic of Korea

No.	Name	SOG	SVS	MIP
32	LEE Yeonseung	32	30	60:00
31	HA Jung Ho			

Game Statistics

Team : KAZ (Blue)

Head Coach : BOLYAKIN Oleg

Head Coach : BOLYAKIN Oleg										Shots on Goal						Time on Ice							
No.	Pos.	Name	G	A	P	PIM	FO+	FO-	FO+/-	FO%	1	2	3	OT	TS	+/-	1	2	3	OT	TOT	SHF	AVG
7	D	DANIYAR Samat	0	1	1	0	0	0	0	0.00	0	1	3		4	0	7:03	4:36	7:28		19:07	25	0:45
14	F	OMIRBEKOV Alikhan	0	0	0	0	12	6	6	66.67	0	1	1		2	0	6:15	5:08	6:58		18:21	25	0:44
17	F	STARCHENKO Roman +C	1	0	1	0	0	0	0	0.00	0	1	4		5	0	6:18	4:04	6:56		17:18	24	0:43
18	F	RYMAREV Yevgeniy +A	0	1	1	0	0	0	0	0.00	1	0	0		1	0	6:59	4:04	7:37		18:40	25	0:44
28	D	BEKETAYEV Adil +A	0	0	0	0	0	0	0	0.00	0	1	3		4	0	7:13	5:33	6:17		19:03	25	0:45
2	D	BREUS Dmitriv	0	0	0	2	0	0	0	0.00	0	1	0		1	0	4:40	6:27	4:06		15:13	20	0:45

Timing & Results provided by BORNAN



Harbin Ice Hockey Arena

哈尔滨冰球馆

MON 10 FEB 2025
Start Time 12:00
End Time 13:59

Ice Hockey

冰球

Men
男子

Preliminary round - Group A, Game 26
小组赛轮次 - A组, 比赛 26



Head Coach : BOLYAKIN Oleg										Shots on Goal					Time on Ice									
No.	Pos.	Name	G	A	P	PIM	FO+	FO-	FO+/-	FO%	1	2	3	OT	TS	+/-	1	2	3	OT	TOT	SHF	AVG	
3	D	GAITAMIROV Tamirlan	0	0	0	0	0	0	0	0.00	2	0	1		3	0	3:31	5:11	3:44		12:26	18	0:41	
22	F	PANYUKOV Kirill	0	1	1	0	0	0	0	0.00	1	0	1		2	0	6:49	7:02	5:42		19:33	22	0:53	
24	F	SAVITSKIY Kirill	0	1	1	0	0	0	0	0.00	0	0	2		2	0	5:23	5:26	5:31		16:20	24	0:40	
27	F	LIKHOTNIKOV Artem	1	0	1	0	10	6	4	62.50	1	1	1		3	0	5:36	6:08	5:39		17:23	23	0:45	
19	F	GRENTS Dmitriy	0	0	0	0	2	3	-1	40.00	0	0	0		0	0	4:32	4:57	3:57		13:26	19	0:42	
21	F	KOLESNIKOV Vyacheslav	0	0	0	0	0	0	0	0.00	0	0	1		1	0	5:02	4:59	5:47		15:48	22	0:43	
23	F	CHAPOROV Denis	0	0	0	0	2	1	1	66.67	0	2	0		2	0	2:29	4:15	3:04		9:48	15	0:39	
25	D	STEPANENKO Ivan	0	0	0	0	0	0	0	0.00	0	1	1		2	0	3:26	3:26	5:03		11:55	16	0:44	
26	D	MIKHAILOV Eduard	0	0	0	0	0	0	0	0.00	0	0	0		0	0	1:57	5:26	5:12		12:35	15	0:50	
6	F	BUYALSKIY Andrey	0	0	0	0	0	1	-1	0.00	0	0	0		0	0	4:38	4:02	2:57		11:37	16	0:43	
8	F	OSPANOV Ruslan	0	0	0	0	0	0	0	0.00	0	0	0		0	0	4:17	4:01	4:17		12:35	18	0:41	
9	D	BUTENKO Danil	0	0	0	2	0	0	0	0.00	0	0	0		0	0	5:14	4:11	2:12		11:37	16	0:43	
15	D	KOROLYOV Artyom	0	0	0	0	0	0	0	0.00	0	0	0		0	0	3:24	4:43	2:11		10:18	15	0:41	
16	F	BORISSEVICH Alexandr	0	0	0	0	4	2	2	66.67	0	0	0		0	0	4:26	4:21	5:39		14:26	18	0:48	
1	GK	AMIRBEKOV Jelal-Ad-Din	0	0	0	0					0	0	0		0									
20	GK	SHUTOV Andrey	0	0	0	0					0	0	0		0									
Total			2	4	6	4	30	19	11	61.22	5	9	18		32									

Team : KOR (White)

Head Coach : KIM Woo Jae										Shots on Goal						Time on Ice								
No.	Pos.	Name	G	A	P	PIM	FO+	FO-	FO+/-	FO%	1	2	3	OT	TS	+/-	1	2	3	OT	TOT	SHF	AVG	
5	D	KIM Wonjun	0	0	0	0	0	0	0	0.00	0	0	0		0	0	4:38	5:34	6:02		16:14	20	0:48	
19	F	KIM Sangwook +C	0	0	0	0	5	5	0	50.00	1	1	0		2	0	6:30	7:22	6:35		20:27	20	1:01	
27	F	AHN Jinhui +A	0	0	0	0	0	0	0	0.00	1	0	0		1	0	6:26	6:58	5:52		19:16	20	0:57	
58	D	NAM Heedoo	0	1	1	4	0	0	0	0.00	1	1	0		2	0	6:49	6:43	9:54		23:26	31	0:45	
77	F	LEE Chongmin +A	0	1	1	0	1	0	1	100.00	2	2	0		4	0	6:16	6:33	6:25		19:14	21	0:54	
3	D	LEE Seungjae	0	0	0	2	0	1	-1	0.00	1	0	1		2	0	6:04	5:59	5:13		17:16	21	0:49	
61	D	LIM Dongkyu	0	0	0	0	0	0	0	0.00	0	0	0		0	0	5:34	2:33	1:17		9:24	12	0:47	
72	F	KIM Geonwoo	0	0	0	0	0	0	0	0.00	0	1	0		1	0	5:32	5:05	4:08		14:45	19	0:46	
84	F	LEE Hyun Seung	0	0	0	0	4	12	-8	25.00	0	1	0		1	0	5:09	4:13	4:08		13:30	19	0:42	
92	F	KANG Yoon Seok	1	0	1	0	0	0	0	0.00	2	0	1		3	0	5:05	6:03	3:47		14:55	17	0:52	
6	D	OH In-Gyo	0	0	0	0	0	0	0	0.00	2	0	1		3	0	8:10	8:06	9:14		25:30	31	0:49	
11	F	KIM Sangyeob	0	0	0	0	3	0	3	100.00	0	1	1		2	0	4:19	5:41	5:20		15:20	17	0:54	
13	F	KIM Sihwan	0	0	0	2	4	6	-2	40.00	1	0	0		1	0	4:16	5:21	5:14		14:51	17	0:52	
18	D	KONG Yuchan	0	0	0	2	0	0	0	0.00	1	2	0		3	0	3:51	4:33	3:03		11:27	13	0:52	
89	F	KANG Minwan	0	0	0	0	0	0	0	0.00	0	0	0		0	0	4:12	5:26	5:42		15:20	17	0:54	
23	D	LEE Minjae	0	0	0	0	0	0	0	0.00	0	0	0		0	0	3:52	5:36	5:24		14:52	18	0:49	
24	D	KIM Donghwan	0	0	0	0	0	0	0	0.00	0	0	0		0	0	0:00	0:00	0:00		0:00	0	0:00	
36	F	JEON Jung Woo	0	0	0	0	2	6	-4	25.00	0	0	0		0	0	3:34	3:10	4:03		10:47	15	0:43	
63	F	KWON Hyeonsu	0	0	0	0	0	0	0	0.00	0	0	0		0	0	2:21	2:01	1:58		6:20	9	0:42	
88	F	LEE Mooyoung	0	0	0	0	0	0	0	0.00	1	0	0		1	0	3:58	2:53	3:46		10:37	16	0:39	
31	GK	HA Jung Ho	0	0	0	0					0	0	0		0									
32	GK	LEE Yeonseung	0	0	0	0					0	0	0		0									
Total			1	2	3	10	19	30	-11	38.78	13	9	4		26									

Group A

R	Team	GP	W	OTW	OTL	L	GDF	GF : GA	PTS
1	KAZ	5	5	0	0	0	+38	41 : 3	15
2	KOR	5	3	1	0	1	+26	36 : 10	11
3	CHN	4	2	0	1	1	+7	19 : 12	7
4	JPN	4	2	0	0	2	+16	26 : 10	6
5	THA	4	0	0	0	4	-37	1 : 38	0
6	TPE	4	0	0	0	4	-50	1 : 51	0

	CHN	JPN	KAZ	KOR	THA	TPE
CHN	***** MON 10 FEB 20:00	MON 10 FEB 20:00	1:6	5:6	8:0	5:0
JPN	MON 10 FEB 20:00	*****	1:4	2:5	8:1	15:0
KAZ	6:1	4:1	*****	2:1	12:0	17:0
KOR	6:5	5:2	1:2	*****	10:0	14:1
THA	0:8	1:8	0:12	0:10	*****	MON 10 FEB 16:00
TPE	0:5	0:15	0:17	1:14	MON 10 FEB 16:00	*****

Timing & Results provided by BORNAN



MON 10 FEB 2025
Start Time 12:00
End Time 13:59

Ice Hockey
冰球

Men
男子

Preliminary round - Group A, Game 26
小组赛轮次 - A 组, 比赛 26



(G)	Goals in tournament	*	Does not count for Plus/minus	+/-	Plus/minus net	+A	Alternate Captain
+C	Captain	A	Assists	AVG	Average time on ice / shift	D	Defender
ET/Res	Penalty end time/Result of game	F	Forward	FO%	Face-offs won as percentage	FO+	Face-offs won
FO-	Face-offs lost	FO+/-	Face-offs net	G	Goals	GA	Goals against
GDF	Goal difference	GF	Goals for	GK	Goalkeeper	GP	Games played
L	Losses	MIP	Minutes in play (GK)	No.	Jersey number	OT	Overtime
OTL	Overtime losses	OTW	Overtime wins	P	Points	PIM	Penalties in minutes
Pos.	Position	PP1	Power play - 1 player	PPG	Power play goals	PTS	Points
R	Rank	SHF	Number of shifts	SHG	Shorthanded goals	SOG	Shots on goal
SVS	Saves	TOT	Total	TPP	Time on power play	TS	Total shots
W	Wins						



Harbin Ice Hockey Arena
哈尔滨冰球馆

MON 10 FEB 2025
Start Time 12:00

Ice Hockey
冰球

Men
男子

Preliminary round - Group A, Game 26
小组赛轮次 - A 组, 比赛 26




Shot Chart

射门表

KAZ - KOR

Shots by KOR

Goals (o): 1 SSG (+): 12
SSP (<): 0 SPG (-): 0



GK 20 of KAZ



1st Period



Shots by KAZ

Goals (o): 0 SSG (+): 5
SSP (>): 4 SPG (-): 2



GK 32 of KOR

Timing & Results provided by BORNAN

Report Created MON 10 FEB 2025 14:00

BORNAN
SPORTS TECHNOLOGY




Shots by KAZ

Goals (o): 0

SSG (+): 9

SSP (<): 8

SPG (-): 6



GK 32 of KOR



2nd Period



Shots by KOR

Goals (o): 0

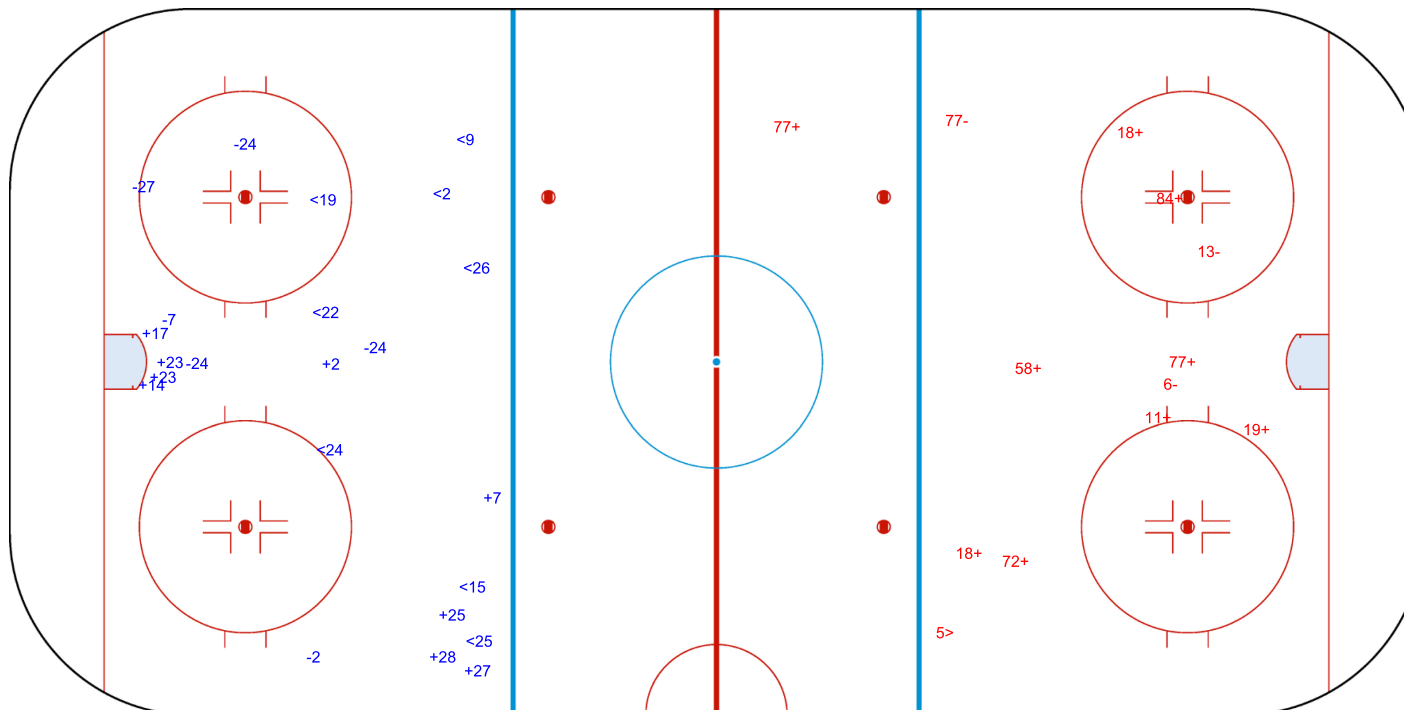
SSG (+): 9

SSP (>): 1

SPG (-): 3



GK 20 of KAZ

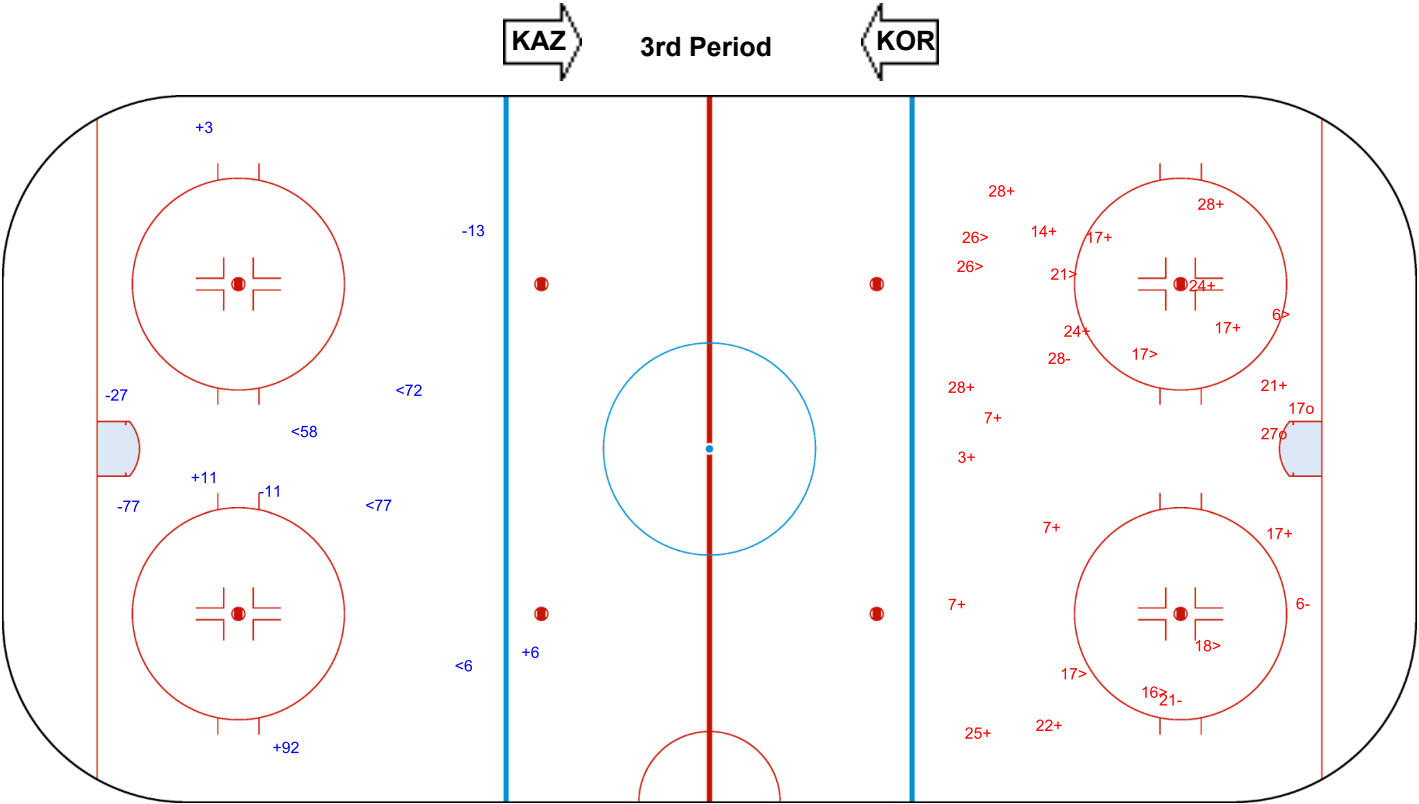





Shots by KOR
Goals (o): 0
SSP (<): 4
SSG (+): 4
SPG (-): 4



GK 20 of KAZ



Shots by KAZ
Goals (o): 2
SSP (>): 8
SSG (+): 16
SPG (-): 3



GK 32 of KOR

Legend:							
GK	Goalkeeper	SPG	Shots past goal	SSG	Shots saved by goalkeeper	SSP	Shots saved by player

Face-off Chart

争球表

KAZ - KOR

1st PERIOD

	KAZ		KOR		KAZ		KOR		KAZ		KOR		
	Def. zone	Att. zone	Def. zone	Att. zone	Neutral zone		Def. zone	Att. zone	Att. zone	Def. zone	Att. zone	Def. zone	
	+ 16	- 84	- 27	+ 19	- 14	+ 19	- 16	+ 13	+ 14	- 36	+ 23	- 84	
	- 14	+ 84	- 14	+ 36	- 14	+ 36			+ 14	- 36			
	+ 27	- 3	- 27	+ 84									
	- 27	+ 84											
	+ 14	- 13											
Total wins / period	3 / 50%	3 / 50%			0 / 0%	3 / 100%			3 / 100%	0 / 0%			
Total wins all zones													
	KAZ		KOR										
	6 / 50%		6 / 50%										

2nd PERIOD

	KAZ		KOR		KAZ		KOR		KAZ		KOR		
	Def. zone	Att. zone	Def. zone	Att. zone	Neutral zone		Def. zone	Att. zone	Att. zone	Def. zone	Att. zone	Def. zone	
	+ 27	- 13	- 16	+ 19	- 14	+ 36	+ 16	- 84	- 27	+ 84	+ 27	- 84	
	- 27	+ 11	- 6	+ 77	+ 14	- 19	+ 14	- 19	+ 27	- 13	+ 14	- 13	
	+ 16	- 13	+ 14	- 84	+ 27	- 19			- 23	+ 84	- 14	+ 13	
	+ 14	- 84											
	+ 19	- 84											
Total wins / period	4 / 57%	3 / 43%			4 / 80%	1 / 20%			3 / 50%	3 / 50%			
Total wins all zones													
	KAZ		KOR										
	11 / 61%		7 / 39%										

3rd PERIOD

	KAZ		KOR		KAZ		KOR		KAZ		KOR		
	Def. zone	Att. zone	Def. zone	Att. zone	Neutral zone		Def. zone	Att. zone	Att. zone	Def. zone	Att. zone	Def. zone	
	- 19	+ 19	- 27	+ 13	+ 14	- 19	+ 16	- 84	+ 27	- 84	+ 27	- 36	
					+ 14	- 84	- 14	+ 13	+ 27	- 13	+ 27	- 84	
					+ 27	- 19			+ 19	- 84	- 19	+ 19	
									- 27	+ 11	+ 14	- 36	
									+ 27	- 36	+ 27	- 36	
									+ 14	- 84	+ 14	- 84	
									- 19	+ 11	- 19	+ 11	
									+ 14	- 36	+ 14	- 36	
Total wins / period	0 / 0%	2 / 100%			4 / 80%	1 / 20%			9 / 75%	3 / 25%			
Total wins all zones													
	KAZ		KOR										
	13 / 68%		6 / 32%										

TOTAL

	KAZ		KOR		KAZ		KOR		KAZ		KOR		
	Def. zone	Att. zone	Def. zone	Att. zone	Neutral zone		Def. zone	Att. zone	Att. zone	Def. zone	Att. zone	Def. zone	
Total wins / game	7 / 47%	8 / 53%			8 / 62%	5 / 38%			15 / 71%	6 / 29%			
Total wins all zones													
	KAZ		KOR										
	30 / 61%		19 / 39%										

HEAD TO HEAD

		KOR											
	No.	3	11	13	19	36	77	84	Tot.	wins KAZ	Dz	Nz	Az
KAZ	6						0 - 1		1	0 0%	0 0%		
	14			2 - 2	3 - 1	4 - 2		3 - 1	18	12 67%	2 67%	4 50%	6 86%
	16			1 - 1	0 - 1			3 - 0	6	4 67%	2 67%	2 67%	
	19		0 - 1		0 - 2			2 - 0	5	2 40%	1 50%		1 33%
	23							2 - 1	3	2 67%			2 67%
	27	1 - 0	0 - 2	3 - 1	2 - 1	2 - 0		2 - 2	16	10 63%	2 33%	2 100%	6 75%
Tot.		1	3	10	10	8	1	16	49	30 61%	7 47%	8 62%	15 71%
wins KOR		0 0%	3 100%	4 40%	5 50%	2 25%	1 100%	4 25%	19 39%				
Dz			2 100%	1 25%	1 100%	0 0%		2 25%	6 29%				
Nz				2 100%	1 17%	2 100%		0 0%	5 38%				
Az		0 0%	1 100%	1 25%	3 100%		1 100%	2 40%	8 53%				

Legend:

Az Attacking zone Dz Defending zone No. Jersey number Nz Neutral zone Tot. Total face-offs played



Game Roster

比赛名单

TPE - THA

Referees

WANG Gongbo (CHN) , YUSOFF Mohamad Faris Hakimin Bin (MAS)

Linespersons

LIU Haotian (CHN) , SU Wonil (KOR)

Goalkeepers

Team: TPE

No.	Name	GP	MIP	GA	SVS	SOG	SVS%	GAA
1	LEE Yi-Cheng	4	213:48	42	177	219	80.82	11.79
2	CHEN Tai-Yu	4	26:12	9	25	34	73.53	20.61

Team Roster

Team: TPE (Blue)

No.	Pos.	Name	GP	G	A	PTS	PIM	+/-
1	GK	LEE Yi-Cheng	4	0	0	0	0	
2	GK	CHEN Tai-Yu	4	0	0	0	0	
4	D	SANG Chuo-En	3	0	0	0	0	-2
9	F	CHEN Chiung-Yuan	4	0	0	0	0	-14
11	F	LIN Yi-Kuan	4	0	0	0	4	-17
17	D	CHANG Han-Yuan	4	0	0	0	2	-16
18	F	SHIH Chen-Yun	4	0	0	0	4	-7
19	F	LIN Hung-Ju	4	0	0	0	0	-16
21	D	LIN Ching	4	0	0	0	2	-16
22	D	LI Zheng-Wei	4	0	0	0	0	-12
28	F	LIN Yo-Chen	4	0	0	0	0	-11
41	F	LIN Jui-Yu	4	0	0	0	4	-15
55	D	PAN Yi-Cheng	4	0	0	0	0	-14
61	F	YANG Chang-Hsing	4	0	0	0	0	-11
63	F	WANG Po-Hsiang	4	0	0	0	0	-8
65	D	WANG Yung-Hsuan	4	0	0	0	8	-14
82	D	PENG Mo	4	1	0	1	4	-13
86	F	CHEN Kuan-Ting	4	0	0	0	2	-8
95	F	WEN Pei-An	4	0	1	1	0	-13
97	F	YU Sung-Yin	4	0	0	0	0	-8

Head Coach: WENG To

Team: THA

No.	Name	GP	MIP	GA	SVS	SOG	SVS%	GAA
1	KLEINESCHAY Benjamin	4	119:17	20	95	115	82.61	10.06
20	VOLLENWEIDER Dominik	4	120:00	18	142	160	88.75	9.00
25	McALEAR James Na Phikul	0	00:00	0	0	0	0.00	0.00

Team: THA (White)

No.	Pos.	Name	GP	G	A	PTS	PIM	+/-
1	GK	KLEINESCHAY Benjamin	4	0	0	0	0	
4	F	SUKWIBOON Rakchai	4	0	0	0	0	-12
5	D	KINDBORN Ken	4	0	0	0	4	-23
6	F	SUTIVIJITHO Nakrit	4	0	0	0	0	-1
7	F	HONGSWADHI Pann	4	0	0	0	0	0
8	D	PHASUKKIJWATANA Punn	4	0	0	0	0	0
10	F	KHUNRAJ Athit	4	0	0	0	0	-3
11	F	FORSTNER Patrick	4	0	0	0	0	-14
12	D	WATTHANA Sarawut	4	0	0	0	0	-7
13	F	LAMPSON Nicholas Charles	3	0	0	0	4	-13
14	D	PHASOOKWONG Sarawut	4	0	0	0	10	-17
15	F	SAKCHAICHAROENKUL Thanachai	4	0	0	0	0	-1
16	D	VATANAPANYAKUL Araya	4	0	0	0	0	-8
17	F	LUKANATINAKORN Nathaphat	4	0	0	0	2	-4
18	F	LIMPINPHET Chanokchon	4	0	0	0	2	-15
19	F	PHUANGROT Thatsanai	3	0	0	0	0	-10
20	GK	VOLLENWEIDER Dominik	4	0	0	0	2	
22	D	YANNAKORNTHANAPUNT Natchayatorn	4	0	0	0	0	-10
24	D	TAWON Satira	4	0	0	0	0	-1
25	GK	McALEAR James Na Phikul	0	0	0	0	0	
28	F	AAROLA Kim	4	1	0	1	0	-16
61	F	ISAKSSON Jan	4	0	0	0	0	-15

Head Coach: COOK Casey

Legend:

+/- Plus/minus net	A Assists	D Defender	F Forward
G Goals	GA Goals against	GAA Goals against as average per 60 minutes	GK Goalkeeper
GP Games played	MIP Minutes and seconds played	No. Jersey number	PIM Penalties in minutes
Pos. Position	PTS Points	SOG Shots on goal	SVS Saves
SVS% Saves in percentage			



Line-Ups

阵容

TPE - THA

Referees

WANG Gongbo (CHN), YUSOFF Mohamad Faris Hakim Bin (MAS)

Linespersons

LIU Haotian (CHN), SU Wonil (KOR)

Goalkeepers

Team: TPE

No.	Name
1	LEE Yi-Cheng
2	CHEN Tai-Yu

Team Line-ups

Team: TPE (Blue)

No.	Pos.	Name
17	D	CHANG Han-Yuan
22	D	LI Zheng-Wei
11	F	LIN Yi-Kuan
19	F	LIN Hung-Ju +C
41	F	LIN Jui-Yu
55	D	PAN Yi-Cheng
82	D	PENG Mo +A
28	F	LIN Yo-Chen
61	F	YANG Chang-Hsing +A
95	F	WEN Pei-An
21	D	LIN Ching
65	D	WANG Yung-Hsuan
9	F	CHEN Chiung-Yuan
18	F	SHIH Chen-Yun
86	F	CHEN Kuan-Ting
4	D	SANG Chuo-En
63	F	WANG Po-Hsiang
97	F	YU Sung-Yin

Head Coach: WENG To

Team: THA

No.	Name
1	KLEINESCHAY Benjamin
20	VOLLENWEIDER Dominik

Team: THA (White)

No.	Pos.	Name
5	D	KINDBORN Ken +C
14	D	PHASOOKWONG Sarawut
13	F	LAMPSON Nicholas Charles +A
28	F	AAROLA Kim +A
61	F	ISAKSSON Jan
12	D	WATTTHANA Sarawut
22	D	YANNAKORNTHANAPUNT Natchayatorn
11	F	FORSTNER Patrick
18	F	LIMPINPHET Chanokchon
19	F	PHUANGROT Thatsanai
16	D	VATANAPANYAKUL Araya
24	D	TAWON Satira
4	F	SUKWIBOON Rakchai
10	F	KHUNRAJ Athit
17	F	LUCKANATINAKORN Nathaphat
8	D	PHASUKKIJWATANA Punn
6	F	SUTIVIJITHO Nakrit
7	F	HONGSWADHI Pann
15	F	SAKCHAICHAROENKUL Thanachai

Head Coach: COOK Casey

NOT DRESSED:

25 GK McALEAR James Na Phikul

Legend:

+A	Alternate Captain	+C	Captain	D	Defender	F	Forward
No.	Jersey number	Pos.	Position				

Graphical Line-ups

阵容图

TPE - THA

Referees

WANG Gongbo (CHN) , YUSOFF Mohamad Faris Hakimin Bin (MAS)

Linespersons

LIU Haotian (CHN) , SU Wonil (KOR)

Team: TPE - Chinese Taipei (Blue)

Head Coach: WENG To

S1 1 LEE Yi-Cheng			
		2 CHEN Tai-Yu	
S5 19 LIN Hung-Ju +C	S4 11 LIN Yi-Kuan	S6 41 LIN Jui-Yu	
S2 17 CHANG Han-Yuan		S3 22 LI Zheng-Wei	
28 LIN Yo-Chen	61 YANG Chang-Hsing +A	95 WEN Pei-An	
82 PENG Mo +A		55 PAN Yi-Cheng	
86 CHEN Kuan-Ting	9 CHEN Chiung-Yuan	18 SHIH Chen-Yun	
21 LIN Ching		65 WANG Yung-Hsuan	
63 WANG Po-Hsiang	97 YU Sung-Yin		
4 SANG Chuo-En			

Team: THA - Thailand (White)

Head Coach: COOK Casey

S1 20 VOLLENWEIDER Dominik			
		1 KLEINESCHAY Benjamin	
S6 61 ISAKSSON Jan	S5 28 AAROLA Kim +A	S4 13 LAMPSON Nicholas Charles +A	
S2 5 KINDBORN Ken +C		S3 14 PHASOOKWONG Sarawut	
19 PHUANGROT Thatsanai	11 FORSTNER Patrick	18 LIMPINPHET Chanokchon	
22 YANNAKORNTHANAPUNT Natchayatorn		12 WATTHANA Sarawut	
4 SUKWIBOON Rakchai	10 KHUNRAJ Athit	17 LUCKANATINAKORN Nathaphat	
24 TAWON Satira		16 VATANAPANYAKUL Araya	
15 SAKCHAICHAROENKUL Thanachai	6 SUTIVIJITHO Nakrit	7 HONGSWADHI Pann	
8 PHASUKKIJWATANA Punn			

Legend:

+A Alternate Captain

+C Captain

Sn

Starting position

Timing & Results provided by BORNAN



Game Summary

比赛总结

TPE - THA 3 - 1 (0 - 0 , 2 - 0 , 1 - 1)

Spectators	Referees	Linespersons
2089	WANG Gongbo (CHN) , YUSOFF Mohamad Faris Hakim Bin (MAS)	LIU Haotian (CHN) , SU Wonil (KOR)

Team Statistics

Period	Score	SVS	SOG	PIM	TPP	PPG	SHG
1	0 : 0	11 : 15	15 : 11	4 : 6	04:00 : 03:07	0 : 0	0 : 0
2	2 : 0	11 : 10	12 : 11	4 : 0	01:07 : 02:05	0 : 0	0 : 0
3	1 : 1	13 : 13	14 : 14	8 : 2	02:00 : 07:26	0 : 1	1 : 0
Total	3 : 1	35 : 38	41 : 36	16 : 8	07:07 : 12:38	0 : 1	1 : 0

1st Period

Action	Time	ET/Res	Team	Type	No.	Name	(G)	Name of Assistant(s) / Action Description
GK	00:00		THA		20	VOLLENWEIDER D		- Goalkeeper in
GK	00:00		TPE		1	LEE Yi-Cheng		- Goalkeeper in
Penalty	04:06	06:06	THA	2 min.	5	KINDBORN K		- Slashing
Penalty	08:18	10:18	TPE	2 min.	82	PENG Mo		- Interference
Penalty	14:10	16:10	THA	2 min.	18	LIMPINPHET C		- Hooking
Penalty	18:02	20:02	TPE	2 min.	28	LIN Yo-Chen		- High Sticking
Penalty	19:09	21:09	THA	2 min.	20	VOLLENWEIDER D		- Delaying the Game / Served by: 22 YANNAKORNTHANAPUNT

2nd Period

Action	Time	ET/Res	Team	Type	No.	Name	(G)	Name of Assistant(s) / Action Description
Goal	22:42	1 : 0	TPE	EQ	17	CHANG Han-Yuan	(1)	19 LIN Hung-Ju On Ice TPE 1 11 17 19 41 55 41 LIN Jui-Yu THA 20 4 5 11 13 14
Penalty	23:07	25:07	TPE	2 min.	82	PENG Mo		- Hooking
Goal	30:09	2 : 0	TPE	EQ	95	WEN Pei-An	(1)	28 LIN Yo-Chen On Ice TPE 1 28 55 61 82 95 82 PENG Mo THA 20 4 5 11 14 18
Penalty	39:55	41:55	TPE	2 min.	17	CHANG Han-Yuan		- Holding an opponent

3rd Period

Action	Time	ET/Res	Team	Type	No.	Name	(G)	Name of Assistant(s) / Action Description
Penalty	42:57	44:57	TPE	2 min.	86	CHEN Kuan-Ting		- Hooking
Goal	44:36	3 : 0	TPE	SH1	28	LIN Yo-Chen	(1)	On Ice TPE 1 4 21 28 61 THA 20 4 13 14 19 22
Penalty	52:16	53:15	TPE	2 min.	86	CHEN Kuan-Ting		- Slashing
Time-out	52:16		THA					
Goal	53:15	3 : 1	THA	PP1	28	AAROLA K	(2)	5 KINDBORN K On Ice TPE 1 11 17 22 41 22 YANNAKORNTHANA THA 20 5 11 13 22 28 PUNT *
Penalty	53:56	55:56	THA	2 min.	11	FORSTNER Patrick		- Charging
Penalty	56:50	58:50	TPE	2 min.	61	YANG Chang-Hsing		- Holding an opponent
Penalty	57:22	59:22	TPE	2 min.	11	LIN Yi-Kuan		- Elbowing
GK	57:22		THA					20 VOLLENWEIDER D - Goalkeeper out
GK	60:00		TPE					1 LEE Yi-Cheng - Goalkeeper out

Goalkeeper Records

Team : TPE - Chinese Taipei

No.	Name	SOG	SVS	MIP
1	LEE Yi-Cheng	36	35	60:00
2	CHEN Tai-Yu			

Team : THA - Thailand

No.	Name	SOG	SVS	MIP
20	VOLLENWEIDER Dominik	41	38	57:22
1	KLEINESCHAY Benjamin			

Game Statistics

Team : TPE (Blue)



Head Coach : WENG To										Shots on Goal					Time on Ice									
No.	Pos.	Name	G	A	P	PIM	FO+	FO-	FO+/-	FO%	1	2	3	OT	TS	+/-	1	2	3	OT	TOT	SHF	AVG	
11	F	LIN Yi-Kuan	0	0	0	2	6	17	-11	26.09	2	0	0		2	+1	8:10	7:02	8:16		23:28	34	0:41	
17	D	CHANG Han-Yuan	1	0	1	2	0	0	0	0.00	3	1	1		5	+1	8:26	7:24	7:42		23:32	32	0:44	
19	F	LIN Hung-Ju +C	0	1	1	0	0	0	0	0.00	1	0	0		1	+1	5:56	6:36	3:53		16:25	25	0:39	
22	D	LI Zheng-Wei	0	0	0	0	0	0	0	0.00	0	0	0		0	0	5:29	6:32	7:19		19:20	29	0:40	
41	F	LIN Jui-Yu	0	1	1	0	0	0	0	0.00	2	1	2		5	+1	6:10	6:40	7:47		20:37	29	0:42	
28	F	LIN Yo-Chen	1	1	2	2	1	7	-6	12.50	2	1	4		7	+2	7:00	6:47	9:01		22:48	32	0:42	
55	D	PAN Yi-Cheng	0	0	0	0	0	0	0	0.00	1	0	0		1	+2	6:26	4:39	5:57		17:02	28	0:36	
61	F	YANG Chang-Hsing +A	0	0	0	2	9	15	-6	37.50	0	2	2		4	+2	7:32	5:27	7:03		20:02	31	0:38	
82	D	PENG Mo +A	0	1	1	4	0	0	0	0.00	1	0	0		1	+1	6:42	5:33	8:24		20:39	33	0:37	
95	F	WEN Pei-An	1	0	1	0	0	0	0	0.00	3	1	3		7	+1	7:26	5:36	6:57		19:59	28	0:42	
9	F	CHEN Chiung-Yuan	0	0	0	0	0	1	-1	0.00	0	1	1		2	0	4:28	6:41	2:29		13:38	20	0:40	
18	F	SHIH Chen-Yun	0	0	0	0	4	1	3	80.00	0	0	0		0	0	4:35	0:42	0:00		5:17	7	0:45	
21	D	LIN Ching	0	0	0	0	0	0	0	0.00	0	0	0		0	+1	4:39	6:54	5:34		17:07	28	0:36	
65	D	WANG Yung-Hsuan	0	0	0	0	0	0	0	0.00	0	0	0		0	0	5:10	1:28	2:30		9:08	15	0:36	
86	F	CHEN Kuan-Ting	0	0	0	4	0	0	0	0.00	0	2	1		3	0	5:47	5:52	2:43		14:22	21	0:41	
4	D	SANG Chuo-En	0	0	0	0	0	0	0	0.00	0	1	0		1	+1	0:00	6:10	1:29		7:39	10	0:45	
63	F	WANG Po-Hsiang	0	0	0	0	4	6	-2	40.00	0	2	0		2	0	2:04	6:58	4:01		13:03	21	0:37	
97	F	YU Sung-Yin	0	0	0	0	0	0	0	0.00	0	0	0		0	0	0:00	0:53	0:00		0:53	1	0:53	
1	GK	LEE Yi-Cheng	0	0	0	0					0	0	0		0									
2	GK	CHEN Tai-Yu	0	0	0	0					0	0	0		0									
Total			3	4	7	16	24	47	-23	33.80	15	12	14		41									

Team : THA (White)

Head Coach : COOK Casey										Shots on Goal					Time on Ice								
No.	Pos.	Name	G	A	P	PIM	FO+	FO-	FO+/-	FO%	1	2	3	OT	TS	+/-	1	2	3	OT	TOT	SHF	AVG
5	D	KINDBORN Ken +C	0	1	1	2	0	0	0	0.00	2	4	3		9	-2	12:22	14:59	16:25		43:46	22	1:59
13	F	LAMPSON Nicholas Charles +A	0	0	0	0	0	0	0	0.00	0	1	3		4	-2	12:06	12:24	14:23		38:53	25	1:33
14	D	PHASOOKWONG Sarawut	0	0	0	0	0	0	0	0.00	1	1	2		4	-3	11:23	14:25	8:43		34:31	26	1:19
28	F	AAROLA Kim +A	1	0	1	0	32	16	16	66.67	1	3	1		5	0	11:45	14:15	14:14		40:14	28	1:26
61	F	ISAKSSON Jan	0	0	0	0	0	0	0	0.00	3	0	0		3	0	9:56	1:29	0:00		11:25	11	1:02
11	F	FORSTNER Patrick	0	0	0	2	11	5	6	68.75	2	0	2		4	-2	7:32	7:38	11:51		27:01	26	1:02
12	D	WATTHANA Sarawut	0	0	0	0	0	0	0	0.00	1	0	0		1	0	7:15	4:38	2:47		14:40	19	0:46
18	F	LIMPINPHET Chanokchon	0	0	0	2	0	0	0	0.00	0	0	1		1	-1	3:34	5:42	4:52		14:08	18	0:47
19	F	PHUANGROT Thatsanai	0	0	0	0	4	3	1	57.14	0	0	0		0	-1	7:33	8:21	9:45		25:39	28	0:54
22	D	YANNAKORNTHANAPUNT Natchayatorn	0	1	1	0	0	0	0	0.00	1	0	1		2	-1	7:59	5:59	10:05		24:03	24	1:00
4	F	SUKWIBOON Rakchai	0	0	0	0	0	0	0	0.00	0	0	1		1	-3	2:34	6:17	6:04		14:55	20	0:44
10	F	KHUNRAJ Athit	0	0	0	0	0	0	0	0.00	0	0	0		0	0	0:00	0:00	0:00		0:00	0	0:00
16	D	VATANAPANYAKUL Araya	0	0	0	0	0	0	0	0.00	0	1	0		1	0	1:04	0:00	0:00		1:04	2	0:32
17	F	LUCKANATINAKORN Nathaphat	0	0	0	0	0	0	0	0.00	0	1	0		1	0	0:00	2:16	1:47		4:03	4	1:00
24	D	TAWON Satira	0	0	0	0	0	0	0	0.00	0	0	0		0	0	0:00	0:00	0:00		0:00	0	0:00
6	F	SUTIVIJITHO Nakrit	0	0	0	0	0	0	0	0.00	0	0	0		0	0	0:00	0:00	0:00		0:00	0	0:00
7	F	HONGSWADHI Pann	0	0	0	0	0	0	0	0.00	0	0	0		0	0	0:00	0:00	0:00		0:00	0	0:00
8	D	PHASUKKIJWATANA Punn	0	0	0	0	0	0	0	0.00	0	0	0		0	0	0:00	0:28	0:00		0:28	1	0:28
15	F	SAKCHAICHAROENKUL Thanachai	0	0	0	0	0	0	0	0.00	0	0	0		0	0	0:00	0:00	0:00		0:00	0	0:00
1	GK	KLEINESCHAY Benjamin	0	0	0	0					0	0	0		0								
20	GK	VOLLENWEIDER Dominik	0	0	0	2					0	0	0		0								
Total			1	2	3	8	47	24	23	66.20	11	11	14		36								



Group A

R	Team	GP	W	OTW	OTL	L	GDF	GF : GA	PTS
1	KAZ	5	5	0	0	0	+38	41 : 3	15
2	KOR	5	3	1	0	1	+26	36 : 10	11
3	CHN	4	2	0	1	1	+7	19 : 12	7
4	JPN	4	2	0	0	2	+16	26 : 10	6
5	TPE	5	1	0	0	4	-48	4 : 52	3
6	THA	5	0	0	0	5	-39	2 : 41	0

	CHN	JPN	KAZ	KOR	THA	TPE
CHN	*****	MON 10 FEB 20:00	1:6	5:6	8:0	5:0
JPN	MON 10 FEB 20:00	*****	1:4	2:5	8:1	15:0
KAZ	6:1	4:1	*****	2:1	12:0	17:0
KOR	6:5	5:2	1:2	*****	10:0	14:1
THA	0:8	1:8	0:12	0:10	*****	1:3
TPE	0:5	0:15	0:17	1:14	3:1	*****

Legend:

(G)	Goals in tournament	*	Does not count for Plus/minus	+/-	Plus/minus net	+A	Alternate Captain
+C	Captain	A	Assists	AVG	Average time on ice / shift	D	Defender
EQ	Equal strength	ET/Res	Penalty end time/Result of game	F	Forward	FO%	Face-offs won as percentage
FO+	Face-offs won	FO-	Face-offs lost	FO+/-	Face-offs net	G	Goals
GA	Goals against	GDF	Goal difference	GF	Goals for	GK	Goalkeeper
GP	Games played	L	Losses	MIP	Minutes in play (GK)	No.	Jersey number
OT	Overtime	OTL	Overtime losses	OTW	Overtime wins	P	Points
PIM	Penalties in minutes	Pos.	Position	PP1	Power play - 1 player	PPG	Power play goals
PTS	Points	R	Rank	SH1	Shorthanded - 1 player	SHF	Number of shifts
SHG	Shorthanded goals	SOG	Shots on goal	SVS	Saves	TOT	Total
TTP	Time on power play	TS	Total shots	W	Wins		



Shot Chart


射门表

TPE - THA

Shots by TPE

Goals (o): 0 SSG (+): 15

SSP (<): 0 SPG (-): 6



GK 20 of THA




1st Period



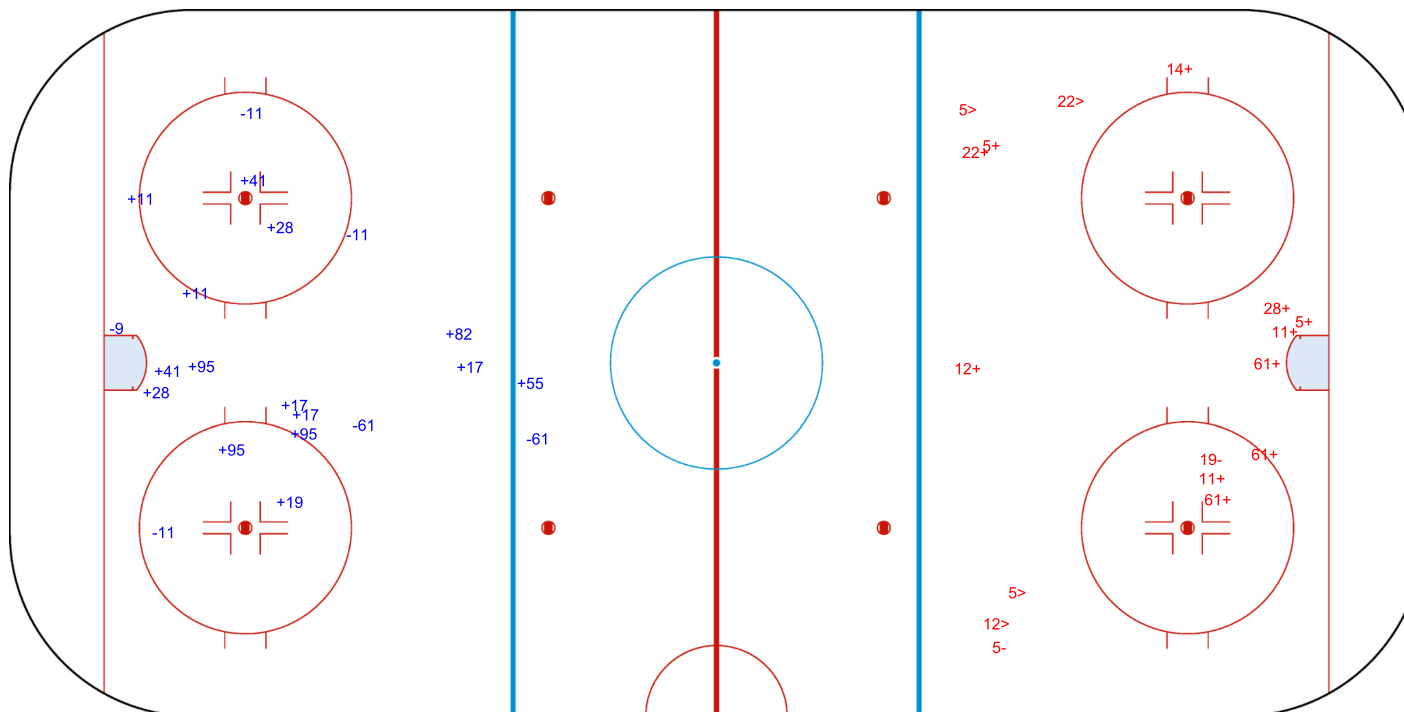
Shots by THA

Goals (o): 0 SSG (+): 11

SSP (>): 4 SPG (-): 2



GK 1 of TPE





Shots by THA

Goals (o): 0

SSP (<): 2

SSG (+): 11

SPG (-): 4



GK 1 of TPE



2nd Period



Shots by TPE

Goals (o): 2

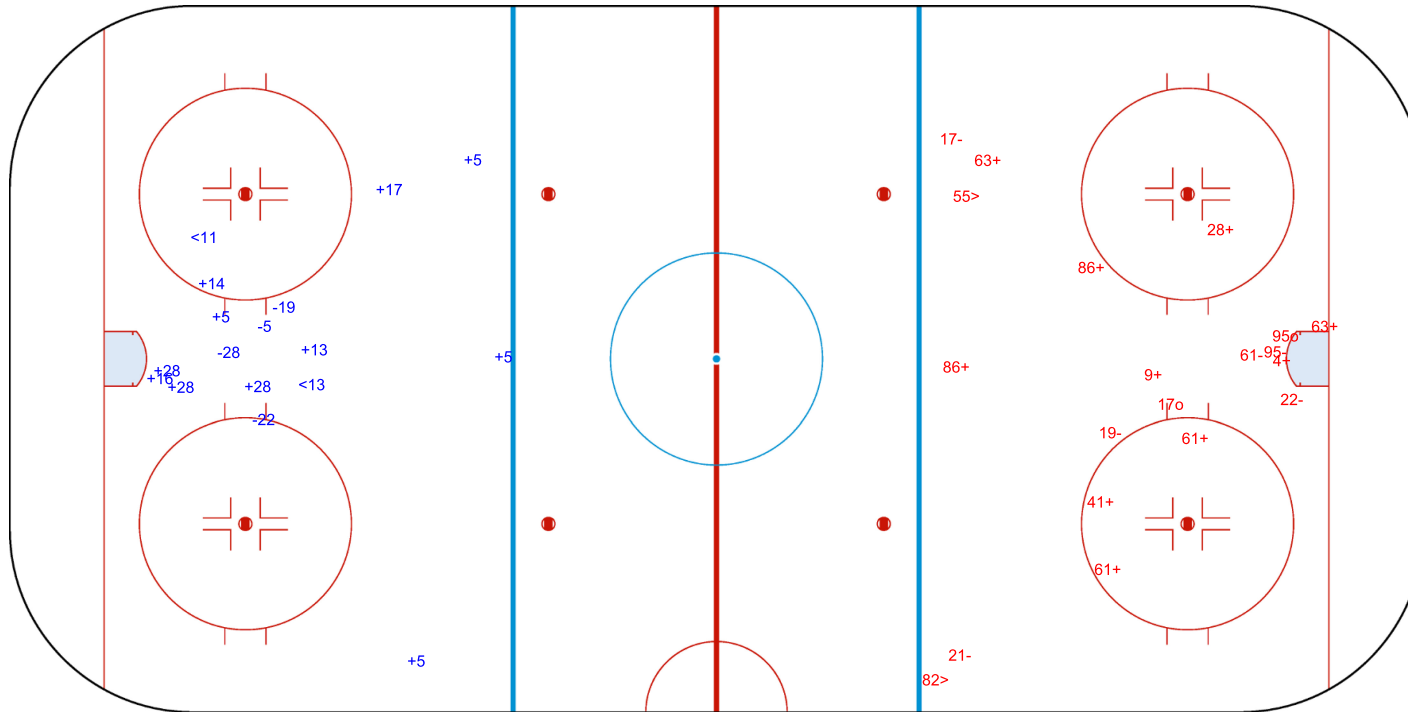
SSP (>): 2

SSG (+): 10

SPG (-): 6

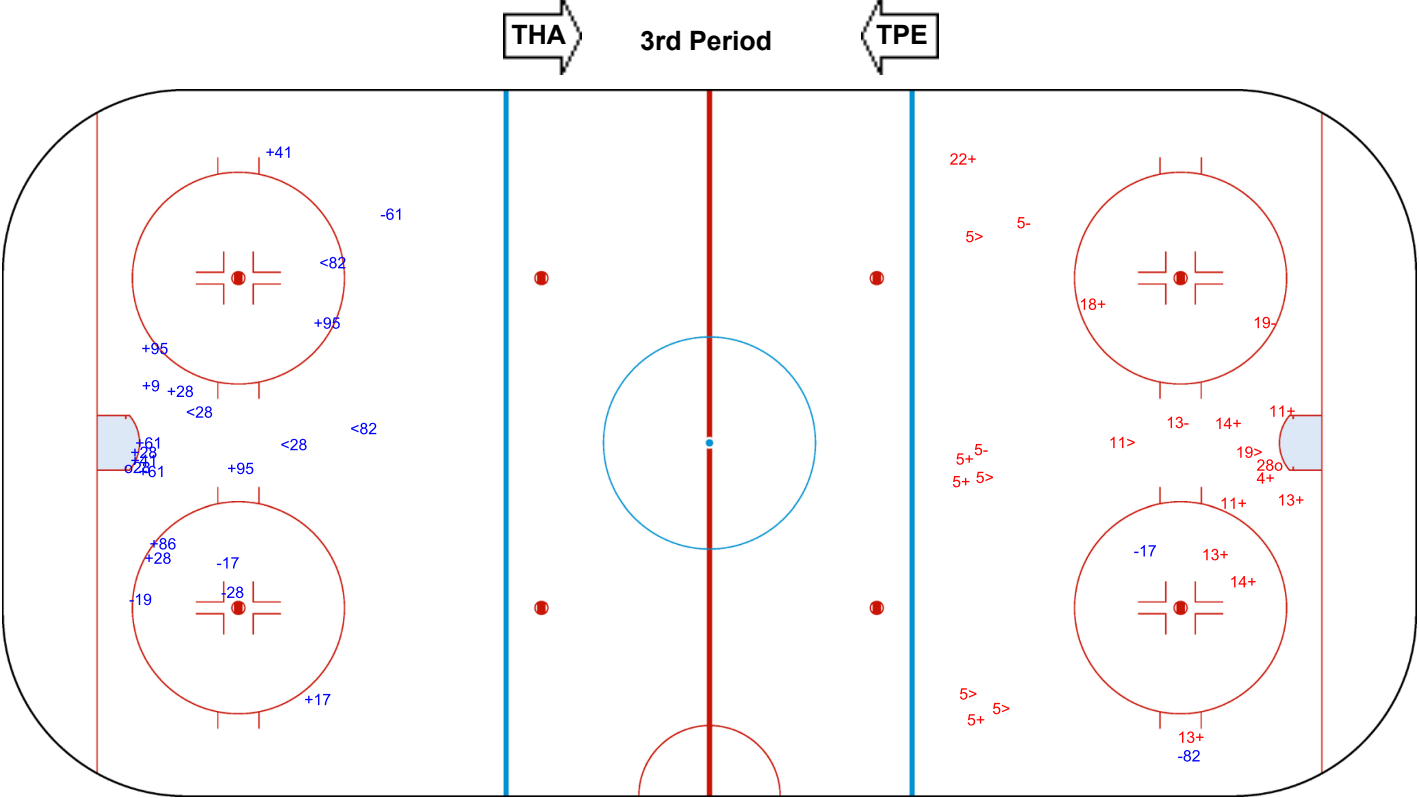



GK 20 of THA






Shots by TPE
Goals (o): 1
SSP (<): 4
SSG (+): 13
SPG (-): 6



Shots by THA
Goals (o): 1
SSP (>): 6
SSG (+): 13
SPG (-): 4



Legend:							
GK	Goalkeeper	SPG	Shots past goal	SSG	Shots saved by goalkeeper	SSP	Shots saved by player

TPE - THA

Total wins / period

Total wins
all zones

TPE	THA
7 / 35%	13 / 65%

Total wins / period

Total wins
all zones

TPE	THA
12 / 46%	14 / 54%

Total wins
all zones

TPE	THA
5 / 20%	20 / 80%



- 63	+ 28				
- 61	+ 28				
3 / 23%	10 / 77%	0 / 0%	7 / 100%	2 / 40%	3 / 60%

TOTAL

Total wins / game	TPE	THA	TPE	THA	TPE	THA	Total wins all zones	
	Def. zone	Att. zone	Neutral zone		Att. zone	Def. zone		
							TPE	THA
	8 / 31%	18 / 69%	2 / 13%	14 / 87%	14 / 48%	15 / 52%	24 / 34%	47 / 66%

HEAD TO HEAD

		THA			Tot.	wins TPE	Dz	Nz	Az
No.		11	19	28					
TPE	9	0 - 1			1	0 0%		0 0%	
	11	1 - 3	2 - 2	3 - 12	23	6 26%	4 40%	1 14%	1 17%
	18			4 - 1	5	4 80%	2 67%		2 100%
	28	0 - 1		1 - 6	8	1 13%	1 17%	0 0%	0 0%
	61	4 - 5	1 - 1	4 - 9	24	9 38%	1 20%	1 20%	7 50%
	63	0 - 1	0 - 1	4 - 4	10	4 40%	0 0%	0 0%	4 67%
Tot.		16	7	48	71	24 34%	8 31%	2 13%	14 48%
wins THA		11 69%	4 57%	32 67%	47 66%				
Dz		4 57%	2 67%	9 47%	15 52%				
Nz		5 100%	2 100%	7 78%	14 87%				
Az		2 50%	0 0%	16 80%	18 69%				

Legend:									
Az	Attacking zone	Dz	Defending zone	No.	Jersey number	Nz	Neutral zone	Tot.	Total face-offs played

Game Roster

比赛名单

JPN - CHN

Referees

CHUBENKO Konstantin (KAZ) , MOREV Timur (KAZ)

Linespersons

ISKAKOV Timur (KAZ) , MASHENKIN Vladislav (KAZ)

Goalkeepers

Team: JPN

No.	Name	GP	MIP	GA	SVS	SOG	SVS%	GAA
1	NARISAWA Yuta	2	120:00	9	43	52	82.69	4.50
29	OTSUKA Issa	2	60:00	1	12	13	92.31	1.00
30	SATO Eiki	4	60:00	0	13	13	100.00	0.00

Team Roster

Team: JPN (White)

No.	Pos.	Name	GP	G	A	PTS	PIM	+/-
1	GK	NARISAWA Yuta	2	0	0	0	0	
2	D	HAYATA Seiya	4	0	0	0	2	+3
4	D	YONEYAMA Koki	4	3	2	5	0	+6
5	D	HALLIDAY Jiei	4	1	2	3	0	+7
6	D	YAMADA Kotaro	4	2	0	2	0	+3
7	F	TSUTSUMI Kotaro	4	0	2	2	0	+2
8	D	ISHIDA Riku	4	0	0	0	2	0
9	F	TAKAGI Kenta	4	1	0	1	0	0
10	F	KOBAYASHI Toi	4	0	5	5	0	+4
11	F	OTSU Kosuke	4	1	4	5	6	+5
12	D	SATO Hiroto	4	0	4	4	2	+5
13	F	OKUBO Masato	4	4	0	4	0	+5
14	F	OSAWA Yuto	4	0	2	2	6	+3
15	F	IRIKURA Taiga	4	2	6	8	0	+4
16	F	HITOSATO Shigeki	4	2	5	7	4	+7
18	F	FURUHASHI Makuru	4	2	0	2	2	+2
19	F	NAKAJIMA Shogo	0	0	0	0	0	0
20	D	OTSU Yusei	4	0	5	5	0	+4
21	F	SUZUKI Kento	4	4	2	6	0	+5
25	F	ISOGAI Sota	4	3	5	8	2	+6
27	D	LAWLOR Kazuki	4	1	2	3	0	+3
29	GK	OTSUKA Issa	2	0	0	0	0	
30	GK	SATO Eiki	4	0	0	0	0	

Head Coach: SKALDE Jarrod

Team: CHN

No.	Name	GP	MIP	GA	SVS	SOG	SVS%	GAA
31	CHEN Shifeng	4	124:15	6	58	64	90.62	2.90
32	SUN Zehao	4	120:00	6	52	58	89.66	3.00
79	HU Haoran	0	00:00	0	0	0	0.00	0.00

Team: CHN (Red)

No.	Pos.	Name	GP	G	A	PTS	PIM	+/-
4	D	XU Lang	4	0	0	0	4	0
6	D	CHEN Zimeng	4	0	1	1	2	+1
7	D	ZONG Hanming	3	0	0	0	2	+2
8	F	ZUO Tianyou	4	0	2	2	0	+2
11	D	ZHANG Pengfei	4	2	5	7	0	+7
12	F	YU Jilong	4	3	0	3	0	0
16	D	ZHANG Jiaqi	4	1	1	2	0	+5
17	F	GUO Jianing	4	1	3	4	2	+4
23	F	LI Zhihao	4	0	0	0	0	-1
24	F	CHEN Kailin	4	0	0	0	4	-1
25	F	LIU Zihao	4	0	0	0	4	0
31	GK	CHEN Shifeng	4	0	0	0	0	
32	GK	SUN Zehao	4	0	0	0	0	
41	D	HAN Yuhang	4	0	2	2	2	-2
56	F	ZHANG Zesen	4	2	5	7	2	+5
71	F	ZHENG Mingju	3	1	2	3	0	-1
73	D	FU Rao	4	0	0	0	4	-2
79	GK	HU Haoran	0	0	0	0	0	
88	F	YAN Juncheng	4	5	1	6	0	+1
91	F	WANG Jing	4	3	3	6	0	+2
92	F	HOU Yuyang	4	1	4	5	0	+2
93	F	LI Mingshenhao	4	0	1	1	6	+1
97	F	ZHUANG Xinyu	4	0	0	0	2	0

Head Coach: PEARN Perry Douglas

Legend:

+/-	Plus/minus net	A	Assists	D	Defender	F	Forward
G	Goals	GA	Goals against	GAA	Goals against as average per 60 minutes	GK	Goalkeeper
GP	Games played	MIP	Minutes and seconds played	No.	Jersey number	PIM	Penalties in minutes
Pos.	Position	PTS	Points	SOG	Shots on goal	SVS	Saves
SVS%	Saves in percentage						



Line-Ups

阵容

JPN - CHN

Referees

CHUBENKO Konstantin (KAZ), MOREV Timur (KAZ)

Linespersons

ISKAKOV Timur (KAZ), MASHENKIN Vladislav (KAZ)

Goalkeepers

Team: JPN

No.	Name
1	NARISAWA Yuta
30	SATO Eiki

Team: CHN

No.	Name
31	CHEN Shifeng
32	SUN Zehao

Team Line-ups

Team: JPN (White)

No.	Pos.	Name
2	D	HAYATA Seiya
4	D	YONEYAMA Koki
15	F	IRIKURA Taiga +A
21	F	SUZUKI Kento
25	F	ISOGAI Sota
6	D	YAMADA Kotaro
8	D	ISHIDA Riku +C
9	F	TAKAGI Kenta
11	F	OTSU Kosuke
14	F	OSAWA Yuto
5	D	HALLIDAY Jiei +A
12	D	SATO Hiroto
7	F	TSUTSUMI Kotaro
10	F	KOBAYASHI Toi
13	F	OKUBO Masato
20	D	OTSU Yusei
27	D	LAWLOR Kazuki
16	F	HITOSATO Shigeki
18	F	FURUHASHI Makuru

Head Coach: SKALDE Jarrod

NOT DRESSED:

19 F NAKAJIMA Shogo
29 GK OTSUKA Issa

Team: CHN (Red)

No.	Pos.	Name
11	D	ZHANG Pengfei
16	D	ZHANG Jiaqi +C
17	F	GUO Jianing
56	F	ZHANG Zesen +A
88	F	YAN Juncheng
41	D	HAN Yuhang +A
12	F	YU Jilong
23	F	LI Zhihao
91	F	WANG Jing
92	F	HOU Yuyang
6	D	CHEN Zimeng
7	D	ZONG Hanming
8	F	ZUO Tianyou
24	F	CHEN Kailin
25	F	LIU Zihao
4	D	XU Lang
73	D	FU Rao
93	F	LI Mingshenhao
97	F	ZHUANG Xinyu

Head Coach: PEARN Perry Douglas

NOT DRESSED:

71 F ZHENG Mingju
79 GK HU Haoran

Legend:

+A Alternate Captain
No. Jersey number

+C Captain
Pos. Position

D Defender

F Forward

Graphical Line-ups

阵容图

JPN - CHN

Referees

CHUBENKO Konstantin (KAZ) , MOREV Timur (KAZ)

Linespersons

ISKAKOV Timur (KAZ) , MASHENKIN Vladislav (KAZ)

Team: JPN - Japan (White)

Head Coach: SKALDE Jarrod

S1		1 NARISAWA Yuta		
30 SATO Eiki				
S6	25 ISOGAI Sota	S4	15 IRIKURA Taiga +A	
S2		2 HAYATA Seiya	S3	4 YONEYAMA Koki
11 OTSU Kosuke		14 OSAWA Yuto		9 TAKAGI Kenta
6 YAMADA Kotaro		8 ISHIDA Riku +C		
7 TSUTSUMI Kotaro		10 KOBAYASHI Toi		13 OKUBO Masato
12 SATO Hiroto		5 HALLIDAY Jiei +A		
16 HITOSATO Shigeki		18 FURUHASHI Makuru		
20 OTSU Yusei		27 LAWLOR Kazuki		

Team: CHN - China (Red)

Head Coach: PEARN Perry Douglas

S1		31 CHEN Shifeng		
32 SUN Zehao				
S4	17 GUO Jianing	S6	88 YAN Juncheng	
		S5	56 ZHANG Zesen +A	
S2		11 ZHANG Pengfei	S3	16 ZHANG Jiaqi +C
12 YU Jilong		91 WANG Jing		92 HOU Yuyang
23 LI Zhihao		41 HAN Yuhang +A		
25 LIU Zihao		24 CHEN Kailin		8 ZUO Tianyou
7 ZONG Hanming		6 CHEN Zimeng		
4 XU Lang		97 ZHUANG Xinyu		93 LI Mingshenhao
		73 FU Rao		

Legend:

+A Alternate Captain

+C Captain

Sn

Starting position

Timing & Results provided by BORNAN



Game Summary

比赛总结

JPN - CHN 2 - 1 (0 - 1, 1 - 0, 1 - 0)

Spectators	Referees	Linespersons
3288	CHUBENKO Konstantin (KAZ) , MOREV Timur (KAZ)	ISKAKOV Timur (KAZ) , MASHENKIN Vladislav (KAZ)

Team Statistics

Period	Score	SVS	SOG	PIM	TPP	PPG	SHG
1	0 : 1	9 : 12	12 : 10	2 : 2	02:00 : 02:00	0 : 0	0 : 0
2	1 : 0	3 : 9	10 : 3	2 : 4	03:01 : 02:00	1 : 0	0 : 0
3	1 : 0	8 : 14	15 : 8	6 : 4	02:00 : 04:00	0 : 0	0 : 0
Total	2 : 1	20 : 35	37 : 21	10 : 10	07:01 : 08:00	1 : 0	0 : 0

1st Period

Action	Time	ET/Res	Team	Type	No.	Name	(G)	Name of Assistant(s) / Action Description
GK	00:00		JPN		1	NARISAWA Yuta		- Goalkeeper in
GK	00:00		CHN		31	CHEN Shifeng		- Goalkeeper in
Goal	01:36	0 : 1	CHN	EQ	92	HOU Yuyang	(2)	41 HAN Yuhang On Ice JPN 1 5 7 9 10 12 CHN 31 7 23 24 41 92
Penalty	02:45	04:45	CHN	2 min.	88	YAN Juncheng		- Closing hand on puck
Penalty	14:46	16:46	JPN	2 min.	14	OSAWA Yuto		- Holding an opponent

2nd Period

Action	Time	ET/Res	Team	Type	No.	Name	(G)	Name of Assistant(s) / Action Description
Penalty	24:03	26:03	JPN	2 min.	25	ISOGAI Sota		- High Sticking
Penalty	29:16	31:16	CHN	2 min.	88	YAN Juncheng		- High Sticking
Penalty	33:08	34:09	CHN	2 min.	97	ZHUANG Xinyu		- Interference
Goal	34:09	1 : 1	JPN	PP1	8	ISHIDA Riku	(1)	12 SATO Hiroto On Ice JPN 1 8 10 12 14 18 10 KOBAYASHI T CHN 31 16 17 41 56 *

3rd Period

Action	Time	ET/Res	Team	Type	No.	Name	(G)	Name of Assistant(s) / Action Description
Penalty	42:40	44:40	CHN	2 min.	11	ZHANG Pengfei		- Slashing
Penalty	50:52	52:52	CHN	2 min.	23	LI Zhihao		- Roughing
Penalty	50:52	52:52	JPN	2 min.	20	OTSU Yusei		- Roughing
Goal	51:30	2 : 1	JPN	EQ	9	TAKAGI Kenta	(2)	8 ISHIDA Riku On Ice JPN 1 6 8 9 11 14 CHN 31 6 8 24 41 93
Time-out	51:30		CHN					
Penalty	53:46	55:46	JPN	2 min.	11	OTSU Kosuke		- Holding an opponent
Penalty	56:03	58:03	JPN	2 min.	2	HAYATA Seiya		- Tripping
GK	58:56		CHN					31 CHEN Shifeng - Goalkeeper out
GK	60:00		JPN					1 NARISAWA Yuta - Goalkeeper out

Goalkeeper Records

Team : JPN - Japan

No.	Name	SOG	SVS	MIP
1	NARISAWA Yuta	21	20	60:00
30	SATO Eiki			

Team : CHN - China

No.	Name	SOG	SVS	MIP
31	CHEN Shifeng	37	35	58:56
32	SUN Zehao			

Game Statistics

Team : JPN (White)																								
Head Coach : SKALDE Jarrod										Shots on Goal					Time on Ice									
No.	Pos.	Name	G	A	P	PIM	FO+	FO-	FO+/-	FO%	1	2	3	OT	TS	+/-	1	2	3	OT	TOT	SHF	AVG	
2	D	HAYATA Seiya	0	0	0	2	0	0	0	0.00	0	0	0		0	0	5:23	5:04	4:21		14:48	22	0:40	
4	D	YONEYAMA Koki	0	0	0	0	0	0	0	0.00	1	0	1		2	0	6:00	4:46	3:56		14:42	19	0:46	
15	F	IRIKURA Taiga +A	0	0	0	0	13	12	1	52.00	3	1	0		4	0	5:50	6:44	7:01		19:35	27	0:43	
21	F	SUZUKI Kento	0	0	0	0	0	0	0	0.00	0	1	3		4	0	6:34	6:13	8:07		20:54	23	0:54	
25	F	ISOGAI Sota	0	0	0	2	0	0	0	0.00	1	1	2		4	0	6:43	6:57	6:00		19:40	23	0:51	

Timing & Results provided by BORNAN



Harbin Ice Hockey Arena

哈尔滨冰球馆

MON 10 FEB 2025
Start Time 20:00
End Time 22:07

Ice Hockey

冰球

Men
男子

Preliminary round - Group A, Game 30
小组赛轮次 - A 组, 比赛 30



Head Coach : SKALDE Jarrod										Shots on Goal						Time on Ice							
No.	Pos.	Name	G	A	P	PIM	FO+	FO-	FO+/-	FO%	1	2	3	OT	TS	+/-	1	2	3	OT	TOT	SHF	AVG
6	D	YAMADA Kotaro	0	0	0	0	0	0	0	0.00	0	0	0		0	+1	4:50	5:46	5:58		16:34	21	0:47
8	D	ISHIDA Riku +C	1	1	2	0	0	0	0	0.00	0	1	2		3	+1	4:57	6:18	7:56		19:11	23	0:50
9	F	TAKAGI Kenta	1	0	1	0	0	0	0	0.00	2	0	1		3	0	7:12	4:59	6:46		18:57	23	0:49
11	F	OTSU Kosuke	0	0	0	2	0	0	0	0.00	2	0	0		2	+1	5:59	5:36	5:00		16:35	23	0:43
14	F	OSAWA Yuto	0	0	0	2	5	5	0	50.00	0	1	1		2	+1	5:54	4:34	5:54		16:22	23	0:42
5	D	HALLIDAY Jiei +A	0	0	0	0	0	0	0	0.00	0	2	0		2	-1	4:53	3:31	5:26		13:50	16	0:51
7	F	TSUTSUMI Kotaro	0	0	0	0	0	0	0	0.00	2	0	0		2	-1	4:56	0:57	1:12		7:05	10	0:42
10	F	KOBAYASHI Toi	0	1	1	0	3	3	0	50.00	0	0	0		0	-1	4:48	5:19	1:37		11:44	13	0:54
12	D	SATO Hiroto	0	1	1	0	0	0	0	0.00	0	0	0		0	-1	4:06	5:59	4:23		14:28	17	0:51
13	F	OKUBO Masato	0	0	0	0	0	0	0	0.00	1	0	1		2	0	3:40	5:02	3:17		11:59	16	0:44
16	F	HITOSATO Shigeki	0	0	0	0	0	0	0	0.00	0	2	2		4	0	3:22	7:08	4:36		15:06	14	1:04
18	F	FURUHASHI Makuru	0	0	0	0	4	5	-1	44.44	0	0	0		0	0	5:07	6:13	7:23		18:43	21	0:53
20	D	OTSU Yusei	0	0	0	2	0	0	0	0.00	0	1	1		2	0	3:55	3:45	3:39		11:19	15	0:45
27	D	LAWLOR Kazuki	0	0	0	0	0	0	0	0.00	0	0	1		1	0	3:51	3:09	3:28		10:28	15	0:41
1	GK	NARISAWA Yuta	0	0	0	0					0	0	0		0								
30	GK	SATO Eiki	0	0	0	0					0	0	0		0								
Total			2	3	5	10	25	25	0	50.00	12	10	15		37								

Team : CHN (Red)																							
Head Coach : PEARN Perry Douglas										Shots on Goal						Time on Ice							
No.	Pos.	Name	G	A	P	PIM	FO+	FO-	FO+/-	FO%	1	2	3	OT	TS	+/-	1	2	3	OT	TOT	SHF	AVG
11	D	ZHANG Pengfei	0	0	0	2	0	0	0	0.00	0	0	3		3	0	6:54	6:51	7:15		21:00	30	0:42
16	D	ZHANG Jiaqi +C	0	0	0	0	0	0	0	0.00	0	0	0		0	0	7:13	7:31	7:13		21:57	34	0:38
17	F	GUO Jianing	0	0	0	0	0	0	0	0.00	0	1	0		1	0	5:49	6:00	7:13		19:02	30	0:38
56	F	ZHANG Zesen +A	0	0	0	0	1	3	-2	25.00	1	1	0		2	0	7:16	5:34	7:50		20:40	30	0:41
88	F	YAN Juncheng	0	0	0	4	9	10	-1	47.37	2	0	0		2	0	6:03	6:16	9:46		22:05	27	0:49
12	F	YU Jilong	0	0	0	0	0	0	0	0.00	0	0	0		0	0	6:24	4:42	6:57		18:03	24	0:45
23	F	LI Zhihao	0	0	0	2	0	0	0	0.00	0	0	1		1	+1	3:14	2:13	2:24		7:51	14	0:33
41	D	HAN Yuhang +A	0	1	1	0	0	0	0	0.00	1	0	0		1	0	8:21	9:01	8:41		26:03	28	0:55
91	F	WANG Jing	0	0	0	0	10	7	3	58.82	0	1	2		3	0	6:38	7:02	8:21		22:01	29	0:45
92	F	HOU Yuyang	1	0	1	0	0	0	0	0.00	3	0	2		5	+1	7:08	7:29	8:43		23:20	31	0:45
6	D	CHEN Zimeng	0	0	0	0	0	0	0	0.00	1	0	0		1	-1	8:13	9:42	9:48		27:43	27	1:01
7	D	ZONG Hanming	0	0	0	0	0	0	0	0.00	0	0	0		0	+1	4:27	3:10	2:34		10:11	17	0:35
8	F	ZUO Tianyou	0	0	0	0	0	1	-1	0.00	1	0	0		1	-1	5:47	5:50	4:03		15:40	20	0:47
24	F	CHEN Kailin	0	0	0	0	3	3	0	50.00	1	0	0		1	0	3:25	5:10	2:07		10:42	13	0:49
25	F	LIU Zihao	0	0	0	0	0	0	0	0.00	0	0	0		0	0	3:06	4:24	1:08		8:38	12	0:43
4	D	XU Lang	0	0	0	0	0	0	0	0.00	0	0	0		0	0	2:47	1:44	1:09		5:40	8	0:42
73	D	FU Rao	0	0	0	0	0	1	-1	0.00	0	0	0		0	0	0:00	0:00	0:00		0:00	0	0:00
93	F	LI Mingshenhao	0	0	0	0	0	0	0	0.00	0	0	0		0	-1	2:43	1:48	2:45		7:16	10	0:43
97	F	ZHUANG Xinyu	0	0	0	2	2	0	2	100.00	0	0	0		0	0	2:37	2:32	1:16		6:25	9	0:42
31	GK	CHEN Shifeng	0	0	0	0					0	0	0		0								
32	GK	SUN Zehao	0	0	0	0					0	0	0		0								
Total			1	1	2	10	25	25	0	50.00	10	3	8		21								

Group A

R	Team	GP	W	OTW	OTL	L	GDF	GF : GA	PTS	CHN	JPN	KAZ	KOR	THA	TPE
1	KAZ	5	5	0	0	0	+38	41 : 3	15	*****	1:2	1:6	5:6	8:0	5:0
2	KOR	5	3	1	0	1	+26	36 : 10	11	2:1	*****	1:4	2:5	8:1	15:0
3	JPN	5	3	0	0	2	+17	28 : 11	9	6:1	4:1	*****	2:1	12:0	17:0
4	CHN	5	2	0	1	2	+6	20 : 14	7	6:5	5:2	1:2	*****	10:0	14:1
5	TPE	5	1	0	0	4	-48	4 : 52	3	0:8	1:8	0:12	0:10	*****	1:3
6	THA	5	0	0	0	5	-39	2 : 41	0	0:5	0:15	0:17	1:14	3:1	*****

Timing & Results provided by BORNAN



Legend:							
(G)	Goals in tournament	*	Does not count for Plus/minus	+/-	Plus/minus net	+A	Alternate Captain
+C	Captain	A	Assists	AVG	Average time on ice / shift	D	Defender
EQ	Equal strength	ET/Res	Penalty end time/Result of game	F	Forward	FO%	Face-offs won as percentage
FO+	Face-offs won	FO-	Face-offs lost	FO+/-	Face-offs net	G	Goals
GA	Goals against	GDF	Goal difference	GF	Goals for	GK	Goalkeeper
GP	Games played	L	Losses	MIP	Minutes in play (GK)	No.	Jersey number
OT	Overtime	OTL	Overtime losses	OTW	Overtime wins	P	Points
PIM	Penalties in minutes	Pos.	Position	PP1	Power play - 1 player	PPG	Power play goals
PTS	Points	R	Rank	SHF	Number of shifts	SHG	Shorthanded goals
SOG	Shots on goal	SVS	Saves	TOT	Total	TPP	Time on power play
TS	Total shots	W	Wins				



Harbin Ice Hockey Arena
哈尔滨冰球馆

MON 10 FEB 2025
Start Time 20:00

Ice Hockey
冰球

Men
男子

Preliminary round - Group A, Game 30
小组赛轮次 - A 组, 比赛 30



Shot Chart

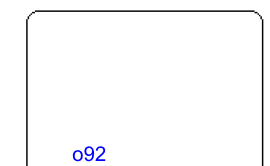
射门表

JPN - CHN

Shots by CHN

Goals (o): 1 SSG (+): 9

SSP (<): 2 SPG (-): 3



GK 1 of JPN



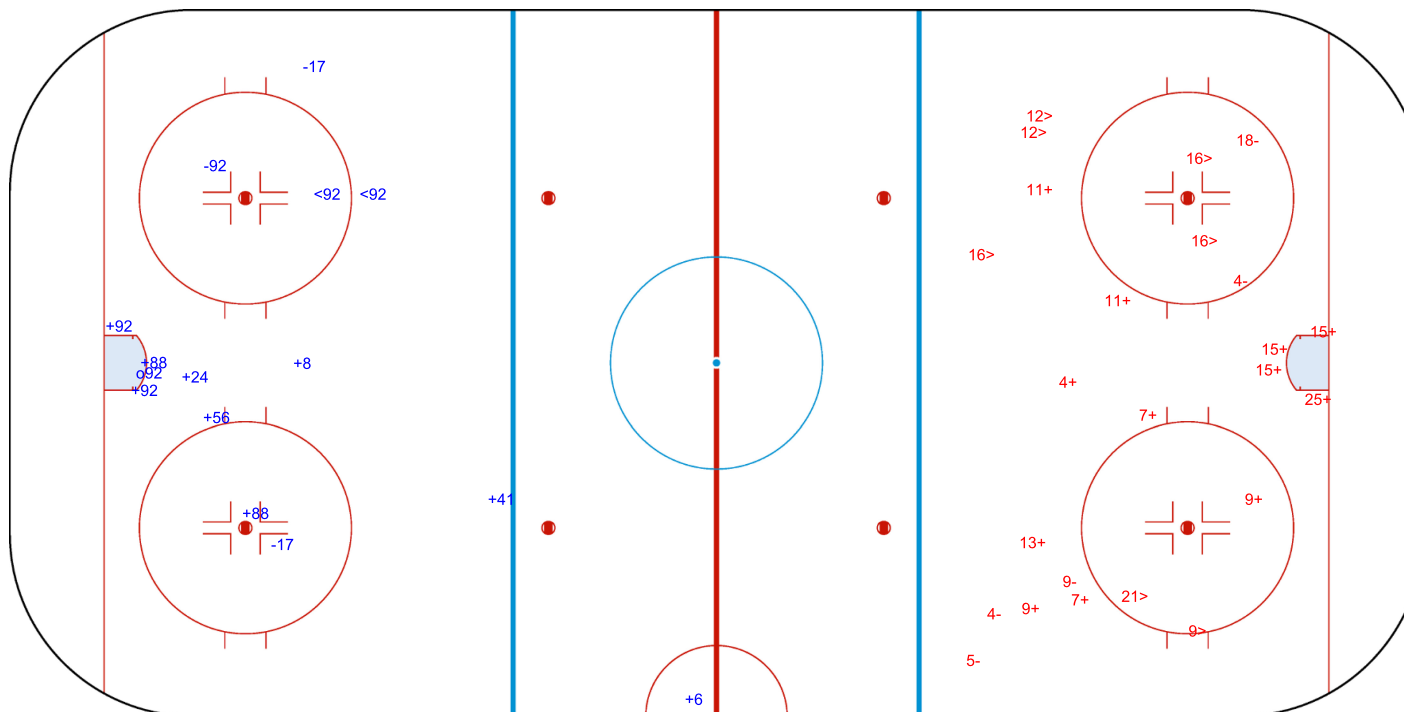

1st Period



Shots by JPN

Goals (o): 0 SSG (+): 12

SSP (>): 7 SPG (-): 5



Timing & Results provided by BORNAN

Report Created MON 10 FEB 2025 22:16

BORNAN
SPORTS TECHNOLOGY



Shots by JPN

Goals (o): 1

SSG (+): 9

SSP (<): 10

SPG (-): 6

o8

GK 31 of CHN



2nd Period



Shots by CHN

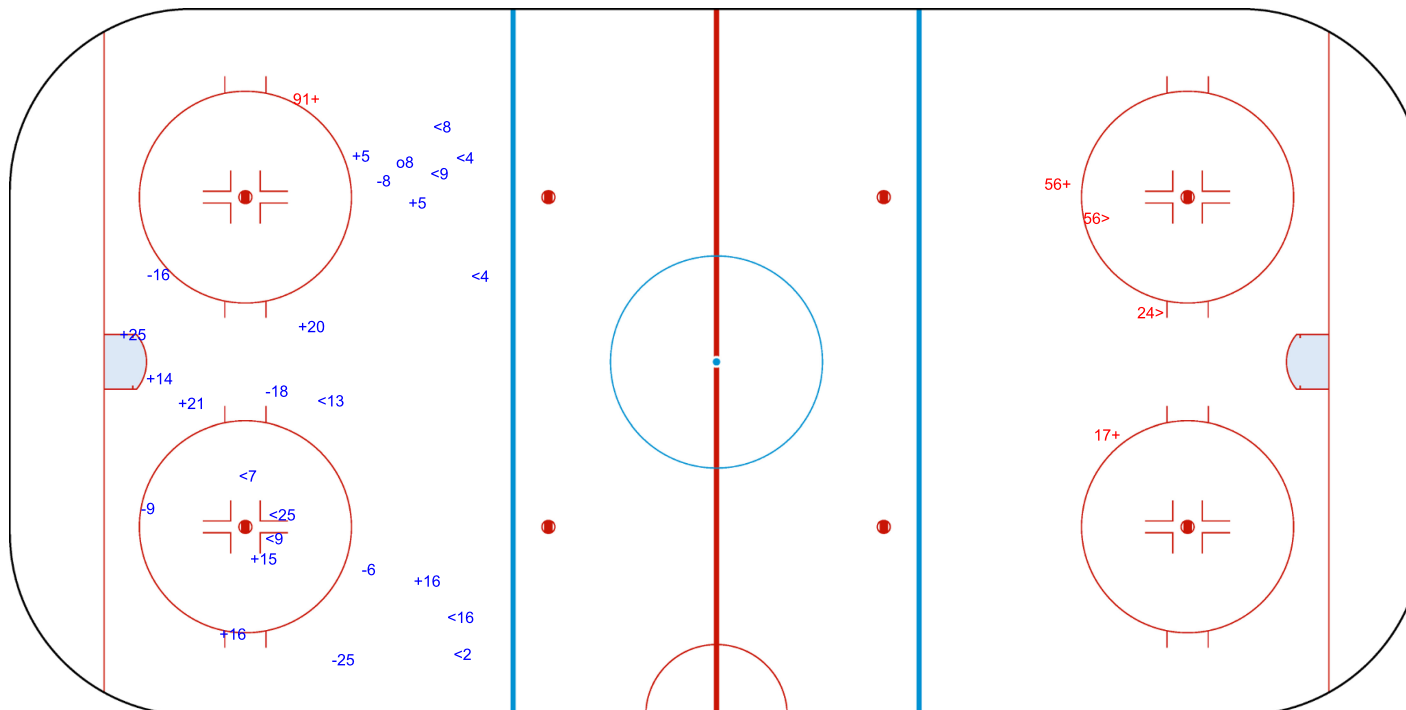
Goals (o): 0

SSG (+): 3

SSP (>): 2

SPG (-): 0

GK 1 of JPN





Shots by CHN

Goals (o): 0

SSG (+): 8

SSP (-): 5

SPG (-): 0



GK 1 of JPN



3rd Period



Shots by JPN

Goals (o): 1

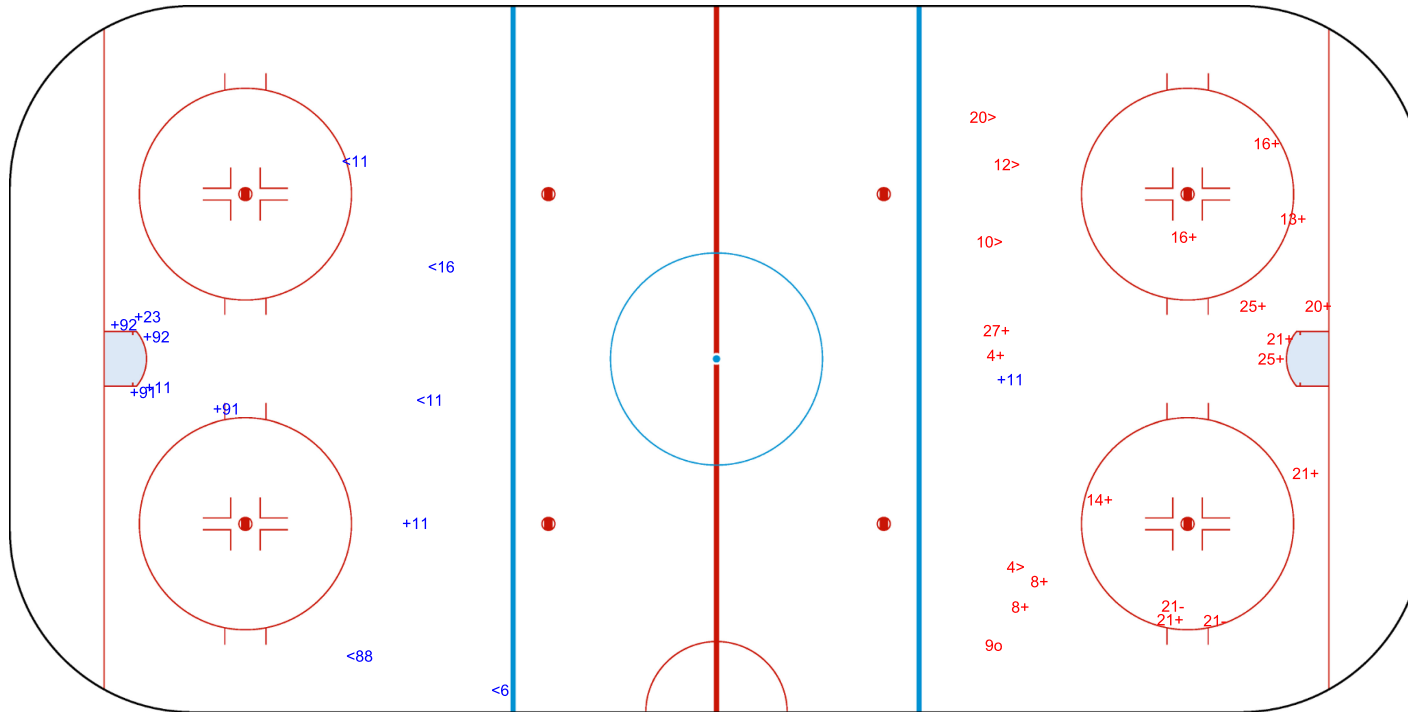
SSG (+): 14

SSP (>): 4

SPG (-): 2



GK 31 of CHN



Legend:							
GK	Goalkeeper	SPG	Shots past goal	SSG	Shots saved by goalkeeper	SSP	Shots saved by player

Face-off Chart

争球表

JPN - CHN

1st PERIOD

Total wins / period	JPN		CHN		JPN		CHN		Total wins all zones
	Def. zone	Att. zone	Neutral zone		Att. zone	Def. zone			
	+ 15	- 24	+ 15	- 88	- 15	+ 88			
	+ 14	- 8	- 10	+ 24	+ 15	- 91			
	+ 10	- 88	- 14	+ 24	+ 15	- 56			
	+ 15	- 88	- 10	+ 88	+ 15	- 73			
	+ 15	- 91			- 15	+ 91			
				- 15	+ 91	- 15	+ 88		
				- 14	+ 91				
	5 / 100%	0 / 0%	1 / 25%	3 / 75%	3 / 38%	5 / 62%			

2nd PERIOD

Total wins / period	JPN		CHN		JPN		CHN		Total wins all zones		
	Def. zone	Att. zone	Neutral zone		Att. zone	Def. zone					
	- 15	+ 91	- 18	+ 88	- 18	+ 97					
	- 15	+ 91	+ 15	- 24	- 18	+ 88					
	+ 14	- 91			+ 15	- 91					
				+ 14	- 56	- 15	+ 97	+ 14	- 88	+ 18	- 91
				- 18	+ 91	- 18	+ 88	- 15	+ 24	+ 18	- 88
				+ 10	- 88						
				- 15	+ 97						
				+ 14	- 88						
				+ 18	- 91						
				- 18	+ 91						
				+ 10	- 88						
				- 15	+ 24						
				+ 18	- 88						

3rd PERIOD

Total wins / period	JPN		CHN		JPN		CHN		Total wins all zones	
	Def. zone	Att. zone	Neutral zone		Att. zone	Def. zone	Neutral zone			
	+ 15	- 56	+ 18	- 88	+ 15	- 88	+ 18	- 88		
	- 15	+ 88	+ 10	- 24	- 10	+ 56	+ 10	- 24		
	- 15	+ 88	+ 15	- 88	+ 15	- 88	+ 15	- 88		
	- 15	+ 91			+ 14	- 91	+ 14	- 91		
	- 14	+ 91			+ 18	- 91	+ 18	- 91		
	- 15	+ 88			- 18	+ 88	- 18	+ 88		
	- 14	+ 91			- 14	+ 91	- 14	+ 91		
		1 / 14%	6 / 86%	3 / 100%	0 / 0%	4 / 57%	3 / 43%			JPN
								8 / 47%	9 / 53%	

TOTAL



Total wins / game	JPN	CHN	JPN	CHN	JPN	CHN	Total wins all zones	
	Def. zone	Att. zone	Neutral zone		Att. zone	Def. zone	JPN	CHN
	7 / 47%	8 / 53%	5 / 56%	4 / 44%	13 / 50%	13 / 50%	25 / 50%	25 / 50%

HEAD TO HEAD

CHN													
No.	8	24	56	73	88	91	97	Tot.	wins JPN	Dz	Nz	Az	
JPN	10	1 - 1	0 - 1		2 - 1			6	3 50%	1 100%	1 33%	1 50%	
	14	1 - 0	0 - 1	1 - 0	1 - 0	2 - 4		10	5 50%	2 50%	0 0%	3 60%	
	15	2 - 1	2 - 0	1 - 0	5 - 5	3 - 5	0 - 1	25	13 52%	4 40%	3 100%	6 50%	
	18				2 - 3	2 - 1	0 - 1	9	4 44%		1 50%	3 43%	
Tot.		1	6	4	1	19	17	2	50	25 50%	7 47%	5 56%	13 50%
wins CHN		0 0%	3 50%	1 25%	0 0%	9 47%	10 59%	2 100%	25 50%				
Dz			1 100%	1 33%	0 0%	4 44%	5 50%	2 100%	13 50%				
Nz			2 50%			2 40%			4 44%				
Az		0 0%	0 0%	0 0%		3 60%	5 71%		8 53%				

Legend:													
Az	Attacking zone	Dz	Defending zone	No.	Jersey number	Nz	Neutral zone	Tot.	Total face-offs played				

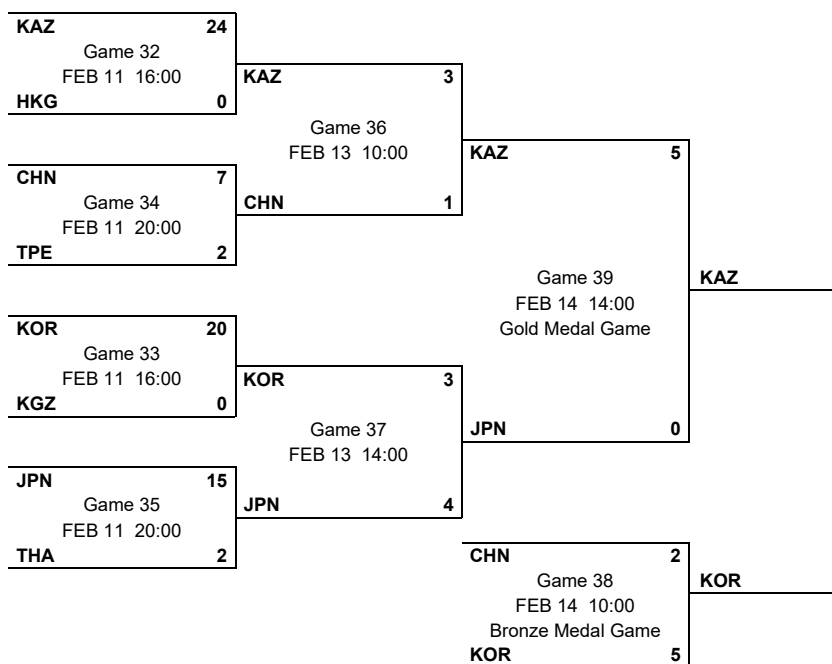
Tournament Progress

赛事进程

As of FRI 14 FEB 2025

Game	Round	Date	Time	Teams	Results	1	2	3	OT	PSS	Venue
25	CL	MON 10 FEB	09:00	MAC - BRN	4 - 3	0 - 1	1 - 1	2 - 1	1 - 0		Harbin Sport University Student Skating Hall
27	CL	MON 10 FEB	13:00	SGP - IND	13 - 2	5 - 0	3 - 1	5 - 1			Harbin Sport University Student Skating Hall
29	CL	MON 10 FEB	17:00	KUW - TKM	8 - 4	3 - 2	3 - 2	2 - 0			Harbin Sport University Student Skating Hall
31	QFR	MON 10 FEB	21:00	HKG - KGZ	5 - 6	2 - 0	2 - 3	1 - 2	0 - 1		Harbin Sport University Student Skating Hall
32	QF	TUE 11 FEB	16:00	KAZ - HKG	24 - 0	8 - 0	7 - 0	9 - 0			Harbin Ice Hockey Arena
33	QF	TUE 11 FEB	16:00	KOR - KGZ	20 - 0	6 - 0	11 - 0	3 - 0			Harbin Sport University Student Skating Hall
34	QF	TUE 11 FEB	20:00	CHN - TPE	7 - 2	1 - 1	2 - 0	4 - 1			Harbin Ice Hockey Arena
35	QF	TUE 11 FEB	20:00	JPN - THA	15 - 2	3 - 1	6 - 1	6 - 0			Harbin Sport University Student Skating Hall
36	SF	THU 13 FEB	10:00	KAZ - CHN	3 - 1	0 - 0	2 - 0	1 - 1			Harbin Ice Hockey Arena
37	SF	THU 13 FEB	14:00	KOR - JPN	3 - 4	2 - 1	1 - 1	0 - 1	0 - 0	0 - 1	Harbin Ice Hockey Arena
38	BMG	FRI 14 FEB	10:00	KOR - CHN	5 - 2	0 - 1	3 - 0	2 - 1			Harbin Ice Hockey Arena
39	GMG	FRI 14 FEB	14:00	KAZ - JPN	5 - 0	1 - 0	2 - 0	2 - 0			Harbin Ice Hockey Arena

Quarterfinals	Semifinals	Finals
---------------	------------	--------



Final Ranking
Gold Kazakhstan
Silver Japan
Bronze Republic of Korea
4 China
5 Chinese Taipei
6 Thailand
7 Kyrgyzstan
8 Hong Kong, China
9 Kuwait
10 Turkmenistan
11 Singapore
12 India
13 Macao, China
14 Bahrain

Legend:					
1 1st period	2 2nd period	3 3rd period	BMG Bronze Medal Game		
GMG Gold Medal Game	OT Overtime	PSS Penalty-Shot Shootout	QF Quarterfinals		
QP Qualification Play-off	SF Semifinals				

Timing & Results provided by BORNAN

Game Roster

比赛名单

MAC - BRN

Referee

MOREV Timur (KAZ)

Linespersons

CHI Hongda (CHN) , CHOI Doyeon (KOR)

Goalkeepers

Team: MAC

No.	Name	GP	MIP	GA	SVS	SOG	SVS%	GAA
26	LEUNG Manlong	3	177:28	56	198	254	77.95	18.93
61	HO Hou	2	00:00	0	0	0	0.00	0.00

Team Roster

Team: MAC (Green)

No.	Pos.	Name	GP	G	A	PTS	PIM	+/-
3	F	SHINODA Katsuyoshi	3	0	0	0	0	-18
5	F	UN Kin fai	3	0	0	0	0	-1
6	F	GUAN Chentao	3	0	0	0	4	-16
11	F	SOU Edison Pak Hei	3	2	0	2	0	-13
12	D	LAO Chon Hou	3	0	0	0	0	-9
14	D	CHON Ka Miu	3	0	0	0	0	-16
21	D	KONG Chong Man	3	0	0	0	4	-16
22	F	CHENG Chon Herminio	2	0	0	0	2	-8
25	F	LIN Zhi Hang	3	0	0	0	0	-15
26	GK	LEUNG Manlong	3	0	0	0	0	
37	D	HU Zhaoting Tse	3	0	0	0	2	-18
45	F	LAO Chi Chong	3	0	0	0	0	-11
61	GK	HO Hou	2	0	0	0	0	
69	F	YEUNG Ho Yin	3	0	0	0	0	-16
71	D	LEONG Chon Kong	3	0	0	0	0	-19
77	D	WONG Kitcheng	3	0	0	0	0	-14
82	F	LEI Pak In	3	0	0	0	0	-15
87	D	KU Hio Tong	2	0	0	0	4	-8
89	F	IEONG Weng Hei	3	0	0	0	0	-2
97	F	LI Chon Hei	3	0	0	0	2	-18
98	F	HONG Argus lat Hei	3	1	0	1	0	-17

Head Coach: HO Chon Nin

Team: BRN

No.	Name	GP	MIP	GA	SVS	SOG	SVS%	GAA
9	ALMUTLAQ Rashed	3	58:20	33	51	84	60.71	33.94
91	ALADHAB Abdulla	3	121:40	50	113	163	69.33	24.66

Team: BRN (White)

No.	Pos.	Name	GP	G	A	PTS	PIM	+/-
5	D	HUSAIN Ammar	2	0	0	0	0	0
7	D	SULAI BEEKH Salman	3	0	0	0	0	-33
8	F	ALSALAH Yousif	3	0	0	0	2	-30
9	GK	ALMUTLAQ Rashed	3	0	0	0	0	
10	D	SAYER Abdulla	3	0	0	0	0	-18
13	F	HEGAZI Sameh	3	0	0	0	0	-40
17	D	TURKI Abdulrahman	3	0	0	0	0	-38
19	F	ALI Majeed	3	0	0	0	0	-12
23	F	MASAUD Ahmed	3	0	0	0	0	-31
28	F	HEJRES Abdullatif	3	0	0	0	0	-35
53	F	ALATWI Mohamed Salah Mohamed	3	0	0	0	0	-6
55	F	ALTHAWADI Salman	3	0	0	0	2	-36
69	F	JANAHI Abdulla	3	0	0	0	0	-18
75	F	ALMARZOOQI Abdulla	3	0	0	0	0	-11
77	F	ALBAHRI Rashed	3	1	0	1	2	-35
89	D	TURKI Abdulla	3	0	0	0	4	-16
91	GK	ALADHAB Abdulla	3	0	0	0	0	
99	D	ALMUTAWA Abdulla	3	0	0	0	0	-31

Head Coach: FAKHROO Tamer

Legend:

+/-	Plus/minus net	A	Assists	D	Defender	F	Forward
G	Goals	GA	Goals against	GAA	Goals against as average per 60 minutes	GK	Goalkeeper
GP	Games played	MIP	Minutes and seconds played	No.	Jersey number	PIM	Penalties in minutes
Pos.	Position	PTS	Points	SOG	Shots on goal	SVS	Saves
SVS%	Saves in percentage						

Line-Ups 阵容

MAC - BRN

Referee

MOREV Timur (KAZ)

Linespersons

CHI Hongda (CHN),CHOI Doyeon (KOR)

Goalkeepers

Team: MAC

No.	Name
26	LEUNG Manlong
61	HO Hou

Team Line-ups

Team: MAC (Green)

No.	Pos.	Name
21	D	KONG Chong Man
77	D	WONG Kitcheng
87	D	KU Hio Tong
25	F	LIN Zhi Hang
69	F	YEUNG Ho Yin
37	D	HU Zhaoting Tse
71	D	LEONG Chon Kong +C
3	F	SHINODA Katsuyoshi +A
11	F	SOU Edison Pak Hei +A
98	F	HONG Argus Iat Hei
14	D	CHON Ka Miu
6	F	GUAN Chentao
22	F	CHENG Chon Herminio
82	F	LEI Pak In
97	F	LI Chon Hei
12	D	LAO Chon Hou
5	F	UN Kin fai
45	F	LAO Chi Chong
89	F	IEONG Weng Hei

Head Coach: HO Chon Nin

Team: BRN

No.	Name
9	ALMUTLAQ Rashed
91	ALADHAB Abdulla

Team: BRN (White)

No.	Pos.	Name
7	D	SULAI BEEKH Salman
17	D	TURKI Abdulrahman
23	F	MASAUD Ahmed
28	F	HEJRES Abdullatif
77	F	ALBAHRI Rashed
10	D	SAYER Abdulla +A
99	D	ALMUTAWA Abdulla
13	F	HEGAZI Sameh +C
55	F	ALTHAWADI Salman +A
69	F	JANAHI Abdulla
89	D	TURKI Abdulla
19	F	ALI Majeed
53	F	ALATWI Mohamed Salah Mohamed
75	F	ALMARZOOQI Abdulla
8	F	ALSALAH Yousif

Head Coach: FAKHROO Tamer

NOT DRESSED:

5 D HUSAIN Ammar

Legend:

+A Alternate Captain
No. Jersey number

+C Captain
Pos. Position

D Defender

F Forward

Graphical Line-ups 阵容图

MAC - BRN

Referee

MOREV Timur (KAZ)

Linespersons

CHI Hongda (CHN) , CHOI Doyeon (KOR)

Team: MAC - Macao, China (Green)

Head Coach: HO Chon Nin

S1 26 LEUNG Manlong		
61 HO Hou		
S4 25 LIN Zhi Hang	S6 77 WONG Kitcheng	S5 69 YEUNG Ho Yin
S3 87 KU Hio Tong	S2 21 KONG Chong Man	
3 SHINODA Katsuyoshi +A	11 SOU Edison Pak Hei +A	98 HONG Argus Iat Hei
71 LEONG Chon Kong +C	37 HU Zhaoting Tse	
22 CHENG Chon Herminio	6 GUAN Chentao	97 LI Chon Hei
82 LEI Pak In	14 CHON Ka Miu	
5 UN Kin fai	45 LAO Chi Chong	89 IEONG Weng Hei
12 LAO Chon Hou		

Team: BRN - Bahrain (White)

Head Coach: FAKHROO Tamer

S1 91 ALADHAB Abdulla		
9 ALMUTLAQ Rashed		
S5 28 HEJRES Abdullatif	S4 23 MASAUD Ahmed	S6 77 ALBAHRI Rashed
S3 17 TURKI Abdulrahman	S2 7 SULAIBEEKH Salman	
55 ALTHAWADI Salman +A	13 HEGAZI Sameh +C	69 JANAHI Abdulla
10 SAYER Abdulla +A	99 ALMUTAWA Abdulla	
75 ALMARZOOQI Abdulla	19 ALI Majeed	53 ALATWI Mohamed Salah Mohamed
	89 TURKI Abdulla	
	8 ALSALAH Yousif	

Legend:

+A Alternate Captain

+C Captain

Sn

Starting position

Timing & Results provided by BORNAN

Game Summary

比赛总结

MAC - BRN 4 - 3 (0 - 1, 1 - 1, 2 - 1, 1 - 0)

Spectators	Referee	Linespersons
507	MOREV Timur (KAZ)	CHI Hongda (CHN), CHOI Doyeon (KOR)

Team Statistics

Period	Score	SVS	SOG	PIM	TPP	PPG	SHG
1	0 : 1	8 : 13	13 : 9	4 : 6	04:00 : 00:05	0 : 1	0 : 0
2	1 : 1	6 : 13	14 : 7	4 : 6	03:22 : 02:40	0 : 0	0 : 0
3	2 : 1	3 : 11	13 : 4	2 : 2	01:08 : 02:00	1 : 0	0 : 0
OT	1 : 0	1 : 2	3 : 1	0 : 0	00:00 : 00:00	0 : 0	0 : 0
Total	4 : 3	18 : 39	43 : 21	10 : 14	08:30 : 04:45	1 : 1	0 : 0

1st Period

Action	Time	ET/Res	Team	Type	No.	Name	(G)	Name of Assistant(s) / Action Description
GK	00:00		MAC		26	LEUNG Manlong		- Goalkeeper in
GK	00:00		BRN		91	ALADHAB A		- Goalkeeper in
Penalty	08:53	10:53	BRN	2 min.	77	ALBAHRI R		- Tripping
Penalty	13:20	15:20	BRN	2 min.	99	ALMUTAWA A		- Tripping
Penalty	18:06	18:11	MAC	2 min.	98	HONG Argus lat Hei		- Boarding
Goal	18:11	0 : 1	BRN	PP1	13	HEGAZI S	(1)	77 ALBAHRI R On Ice MAC 26 6 14 22 82 23 MASAUD A BRN 91 7 10 13 23 77 *
Penalty	19:15	21:15	MAC	2 min.	97	LI Chon Hei		- Roughing
Penalty	19:15	21:15	BRN	2 min.	69	JANAHI A		- Roughing

2nd Period

Action	Time	ET/Res	Team	Type	No.	Name	(G)	Name of Assistant(s) / Action Description
Penalty	25:42	27:42	BRN	2 min.	7	SULAI BEEKH S		- Tripping
Penalty	26:24	28:24	BRN	2 min.	-	Team penalty		- Too Many Players / Served by: 69 JANAHI A
Penalty	29:24	31:24	MAC	2 min.	6	GUAN Chentao		- Interference
Penalty	30:04	32:04	BRN	2 min.	23	MASAUD A		- Interference
Goal	32:33	1 : 1	MAC	EQ	3	SHINODA Katsuyoshi	(1)	11 SOU Edison Pak Hei On Ice MAC 26 3 11 37 71 98 BRN 91 8 13 17 23 69
Goal	33:16	1 : 2	BRN	EQ	23	MASAUD A	(1)	8 ALSALAH Y On Ice MAC 26 6 21 22 87 97 13 HEGAZI S BRN 91 8 10 13 23 89
Penalty	37:29	39:29	MAC	2 min.	87	KU Hio Tong		- Interference

3rd Period

Action	Time	ET/Res	Team	Type	No.	Name	(G)	Name of Assistant(s) / Action Description
Goal	41:59	1 : 3	BRN	EQ	99	ALMUTAWA A	(1)	23 MASAUD A On Ice MAC 26 3 11 21 37 98 BRN 91 10 23 28 77 99
Penalty	44:23	45:31	BRN	2 min.	77	ALBAHRI R		- Hooking
Goal	45:31	2 : 3	MAC	PP1	11	SOU Edison Pak Hei	(3)	98 HONG Argus lat Hei On Ice MAC 26 3 11 21 71 98 3 SHINODA Katsuyoshi BRN 91 8 10 13 99 *
Penalty	46:31	48:31	MAC	2 min.	98	HONG Argus lat Hei		- Tripping
Goal	52:52	3 : 3	MAC	EQ	69	YEUNG Ho Yin	(1)	21 KONG Chong Man On Ice MAC 26 14 21 25 69 77 BRN 91 7 8 10 23 77
Time-out	57:29		BRN					

Overtime

Action	Time	ET/Res	Team	Type	No.	Name	(G)	Name of Assistant(s) / Action Description
Goal	63:17	4 : 3	MAC	EQ	22	CHENG CH	(1)	77 WONG Kitcheng On Ice MAC 26 21 22 77 71 LEONG Chon Kong BRN 91 8 13 23
GK	63:17		MAC					26 LEUNG Manlong - Goalkeeper out
GK	63:17		BRN					91 ALADHAB A - Goalkeeper out



MON 10 FEB 2025
Start Time 9:00
End Time 11:18

Men
男子
Placement 13-14, Game 25
排位赛 13-14名, 比赛 25



Goalkeeper Records

Team : MAC - Macao, China

No.	Name	SOG	SVS	MIP
26	LEUNG Manlong	21	18	63:17
61	HO Hou			

Team : BRN - Bahrain

No.	Name	SOG	SVS	MIP
91	ALADHAB Abdulla	43	39	63:17
9	ALMUTLAQ Rashed			

Game Statistics

Team : MAC (Green)

Head Coach : HO Chon Nin

Head Coach : HO Chon Nin										Shots on Goal						Time on Ice							
No.	Pos.	Name	G	A	P	PIM	FO+	FO-	FO+/-	FO%	1	2	3	OT	TS	+/-	1	2	3	OT	TOT	SHF	AVG
21	D	KONG Chong Man	0	1	1	0	1	0	1	100.00	1	1	1	0	3	0	6:51	7:38	8:57	1:45	25:11	25	1:00
25	F	LIN Zhi Hang	0	0	0	0	7	1	6	87.50	0	2	1	0	3	+1	8:07	7:16	7:28	0:00	22:51	17	1:20
69	F	YEUNG Ho Yin	1	0	1	0	2	1	1	66.67	1	2	2	0	5	+1	7:19	7:09	7:09	0:00	21:37	17	1:16
77	D	WONG Kitcheng	0	1	1	0	3	5	-2	37.50	1	0	1	0	2	+2	8:28	5:57	6:20	0:30	21:15	17	1:15
87	D	KU Hio Tong	0	0	0	2	0	0	0	0.00	0	1	1	0	2	-1	6:18	7:01	8:43	1:03	23:05	22	1:02
3	F	SHINODA Katsuyoshi +A	1	1	2	0	0	0	0	0.00	0	1	2	0	3	0	7:13	8:41	7:23	1:12	24:29	18	1:21
11	F	SOU Edison Pak Hei +A	1	1	2	0	11	8	3	57.89	0	1	2	0	3	0	6:19	6:48	6:04	1:32	20:43	18	1:09
37	D	HU Zhaoting Tse	0	0	0	0	0	0	0	0.00	1	2	0	0	3	0	7:46	8:45	9:06	0:11	25:48	19	1:21
71	D	LEONG Chon Kong +C	0	1	1	0	0	0	0	0.00	1	1	1	1	4	+1	8:43	11:34	11:02	1:53	33:12	22	1:30
98	F	HONG Argus Iat Hei	0	1	1	4	0	1	-1	0.00	3	2	1	0	6	0	7:12	8:41	6:24	1:12	23:29	18	1:18
6	F	GUAN Chentao	0	0	0	2	4	10	-6	28.57	2	0	0	0	2	-1	5:22	3:42	6:11	0:00	15:15	18	0:50
14	D	CHON Ka Miu	0	0	0	0	0	0	0	0.00	0	0	0	0	0	+1	5:22	4:21	2:01	0:00	11:44	10	1:10
22	F	CHENG Chon Herminio	1	0	1	0	2	0	2	100.00	2	0	0	2	4	0	5:23	4:42	6:03	0:33	16:41	18	0:55
82	F	LEI Pak In	0	0	0	0	0	0	0	0.00	0	0	0	0	0	0	5:00	0:00	0:00	0:00	5:00	5	1:00
97	F	LI Chon Hei	0	0	0	2	0	0	0	0.00	1	1	1	0	3	-1	4:32	3:45	5:09	0:00	13:26	14	0:57
5	F	UN Kin fai	0	0	0	0	0	0	0	0.00	0	0	0	0	0	0	0:00	0:00	0:00	0:00	0:00	0	0:00
12	D	LAO Chon Hou	0	0	0	0	0	0	0	0.00	0	0	0	0	0	0	0:00	0:00	0:00	0:00	0:00	0	0:00
45	F	LAO Chi Chong	0	0	0	0	0	0	0	0.00	0	0	0	0	0	0	0:00	0:00	0:00	0:00	0:00	0	0:00
89	F	IEONG Weng Hei	0	0	0	0	0	0	0	0.00	0	0	0	0	0	0	0:00	0:00	0:00	0:00	0:00	0	0:00
26	GK	LEUNG Manlong	0	0	0	0					0	0	0	0	0								
61	GK	HO Hou	0	0	0	0					0	0	0	0	0								
Total			4	6	10	10	30	26	4	53.57	13	14	13	3	43								

Team : BRN (White)

Head Coach : FAKHROO Tamer

Head Coach : FAKHROO Tamer										Shots on Goal						Time on Ice							
No.	Pos.	Name	G	A	P	PIM	FO+	FO-	FO+/-	FO%	1	2	3	OT	TS	+/-	1	2	3	OT	TOT	SHF	AVG
7	D	SULAIBEEKH Salman	0	0	0	2	0	0	0	0.00	0	0	0	0	0	-1	9:51	10:22	10:30	1:20	32:03	17	1:53
17	D	TURKI Abdulrahman	0	0	0	0	0	0	0	0.00	0	0	0	0	0	-1	10:19	10:06	10:36	0:00	31:01	11	2:49
23	F	MASAUD Ahmed	1	2	3	2	8	8	0	50.00	0	1	1	0	2	-1	12:12	10:02	11:29	2:05	35:48	25	1:25
28	F	HEJRES Abdullatif	0	0	0	0	0	0	0	0.00	2	0	1	0	3	+1	7:06	4:11	2:42	0:00	13:59	13	1:04
77	F	ALBAHRI Rashed	0	1	1	4	1	2	-1	33.33	2	1	0	0	3	0	11:17	13:05	13:54	1:30	39:46	22	1:48
10	D	SAYER Abdulla +A	0	0	0	0	0	0	0	0.00	3	0	0	0	3	+1	12:02	10:27	10:56	0:00	33:25	13	2:34
13	F	HEGAZI Sameh +C	1	1	2	0	12	17	-5	41.38	2	1	0	1	4	-1	10:00	13:00	8:40	1:47	33:27	21	1:35
55	F	ALTHAWADI Salman +A	0	0	0	0	0	0	0	0.00	0	1	1	0	2	0	10:28	5:54	8:29	0:56	25:47	18	1:25
69	F	JANAHI Abdulla	0	0	0	2	0	0	0	0.00	0	0	0	0	0	-1	6:51	0:19	0:00	0:00	7:10	8	0:53
99	D	ALMUTAWA Abdulla	1	0	1	2	0	0	0	0.00	0	0	1	0	1	+1	4:18	4:18	5:09	0:00	13:45	11	1:15
19	F	ALI Majeed	0	0	0	0	0	0	0	0.00	0	0	0	0	0	0	0:00	0:00	0:00	0:00	0:00	0	0:00
53	F	ALATWI Mohamed Salah Mohamed	0	0	0	0	0	0	0	0.00	0	0	0	0	0	0	0:00	0:00	0:00	0:00	0:00	0	0:00
75	F	ALMARZOOQI Abdulla	0	0	0	0	0	0	0	0.00	0	0	0	0	0	0	0:00	0:00	0:00	0:00	0:00	0	0:00
89	D	TURKI Abdulla	0	0	0	0	0	0	0	0.00	0	0	0	0	0	+1	1:30	1:44	2:49	0:00	6:03	4	1:30
8	F	ALSALAH Yousif	0	1	1	0	5	3	2	62.50	0	3	0	0	3	-2	0:06	10:32	13:38	2:13	26:29	18	1:28
9	GK	ALMUTLAQ Rashed	0	0	0	0					0	0	0	0	0								
91	GK	ALADHAB Abdulla	0	0	0	0					0	0	0	0	0								
Total			3	5	8	12	26	30	-4	46.43	9	7	4	1	21								

Placement 13-14

R	Team	GP	W	OTW	OTL	L	GDF	GF : GA	PTS
1	MAC	1	0	1	0	0	+1	4 : 3	2
2	BRN	1	0	0	1	0	-1	3 : 4	1

	BRN	HKG	IND	KGZ	KUW	MAC	SGP	TKM
BRN	*****	*****	*****	0:29	0:34	3:4	1:20	*****
HKG	*****	*****	30:0	MON 10 FEB 21:00	*****	26:1	*****	5:1
IND	*****	0:30	*****	*****	*****	4:2	MON 10 FEB 13:00	1:19
KGZ	29:0	MON 10 FEB 21:00	*****	*****	9:8	*****	11:2	*****
KUW	34:0	*****	*****	8:9	*****	*****	10:3	MON 10 FEB 17:00
MAC	4:3	1:26	2:4	*****	*****	*****	*****	0:26
SGP	20:1	*****	MON 10 FEB 13:00	2:11	3:10	*****	*****	*****
TKM	*****	1:5	19:1	*****	MON 10 FEB 17:00	26:0	*****	*****

Legend:

(G)	Goals in tournament	*	Does not count for Plus/minus	+/-	Plus/minus net	+A	Alternate Captain
+C	Captain	A	Assists	AVG	Average time on ice / shift	D	Defender
EQ	Equal strength	ET/Res	Penalty end time/Result of game	F	Forward	FO%	Face-offs won as percentage
FO+	Face-offs won	FO-	Face-offs lost	FO+/-	Face-offs net	G	Goals
GA	Goals against	GDF	Goal difference	GF	Goals for	GK	Goalkeeper
GP	Games played	L	Losses	MIP	Minutes in play (GK)	No.	Jersey number
OT	Overtime	OTL	Overtime losses	OTW	Overtime wins	P	Points
PIM	Penalties in minutes	Pos.	Position	PP1	Power play - 1 player	PPG	Power play goals
PTS	Points	R	Rank	SHF	Number of shifts	SHG	Shorthanded goals
SOG	Shots on goal	SVS	Saves	TOT	Total	TPP	Time on power play
TS	Total shots	W	Wins				



MON 10 FEB 2025
Start Time 9:00

Ice Hockey
冰球

Men
男子

Placement 13-14, Game 25
排位赛 13-14名, 比赛 25



Shot Chart

射门表

MAC - BRN

Shots by MAC

Goals (o): 0 SSG (+): 13

SSP (<): 3 SPG (-): 4

GK 91 of BRN



1st Period

MAC

Shots by BRN

Goals (o): 1 SSG (+): 8

SSP (>): 3 SPG (-): 2

GK 26 of MAC




Shots by BRN

Goals (o): 1

SSG (+): 6

SSP (<): 0

SPG (-): 2



GK 26 of MAC



2nd Period




Shots by MAC

Goals (o): 1

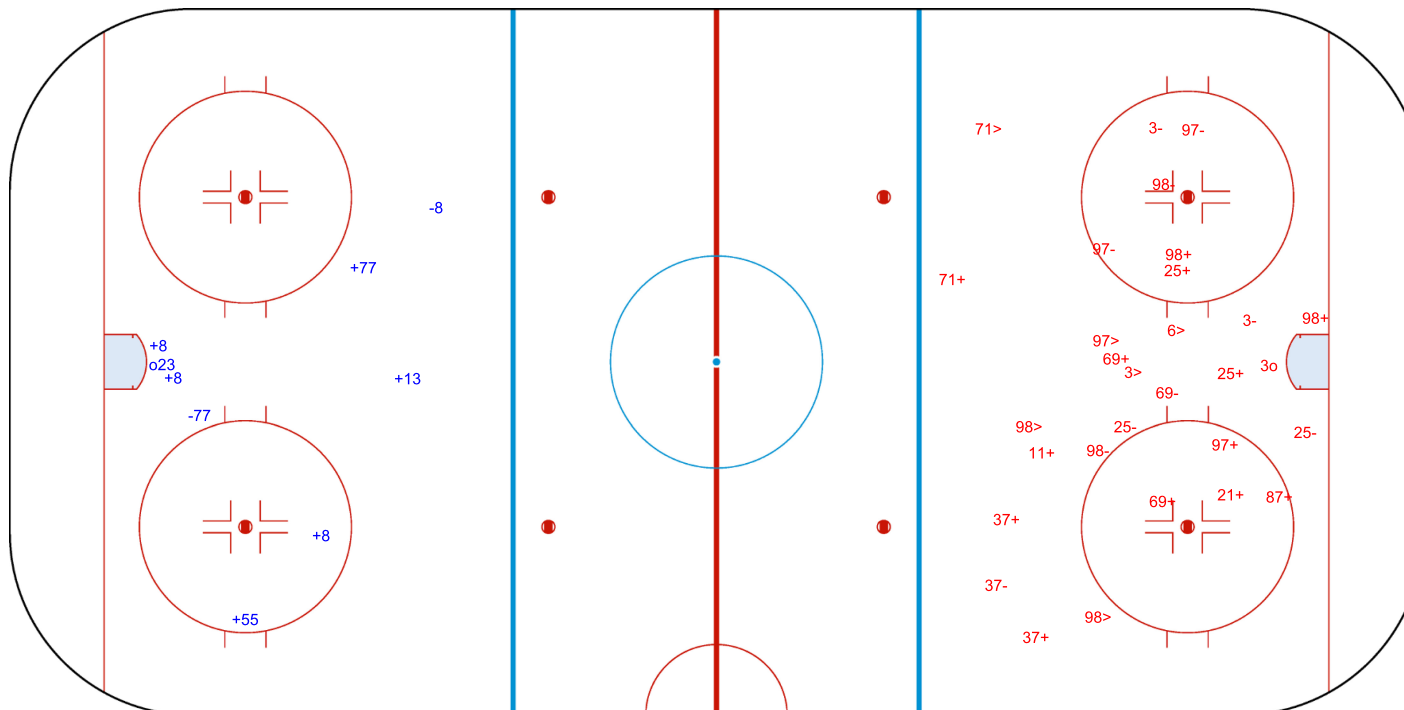
SSG (+): 13

SSP (>): 6

SPG (-): 10



GK 91 of BRN





Shots by MAC

Goals (o): 2

SSG (+): 11

SSP (<): 3

SPG (-): 4

0691

GK 91 of BRN



3rd Period



Shots by BRN

Goals (o): 1

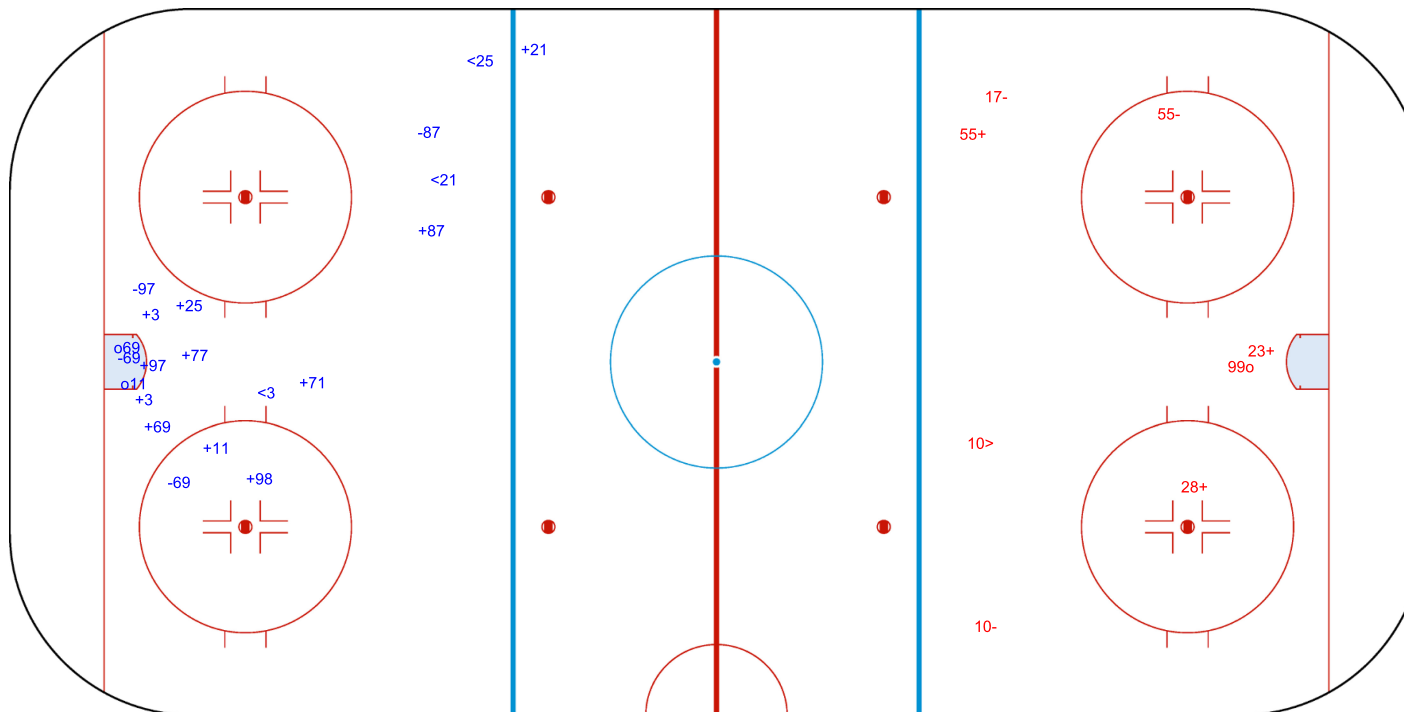
SSG (+): 3

SSP (>): 1

SPG (-): 3

099


GK 26 of MAC





Shots by MAC
Goals (o): 1
SSP (<): 0

SSG (+): 2
SPG (-): 0



GK 91 of BRN



Overtime

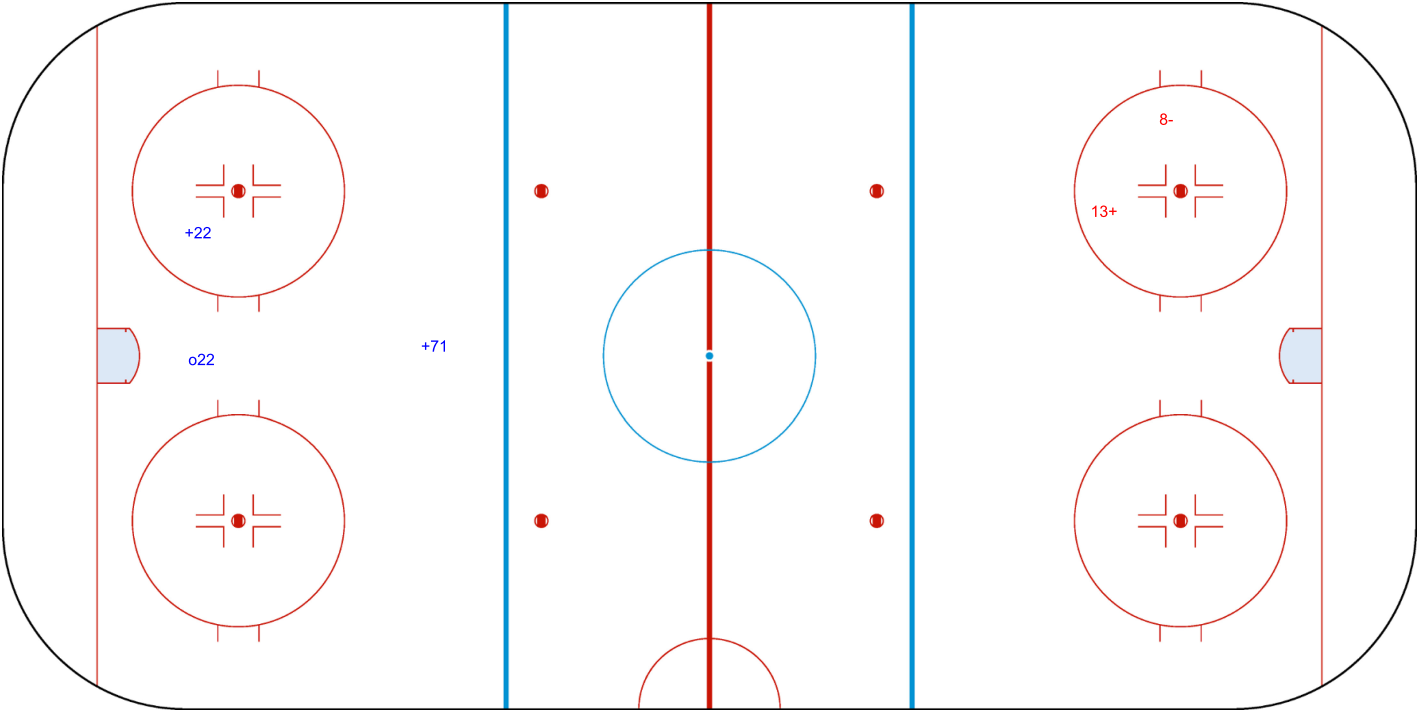


Shots by BRN
Goals (o): 0
SSP (>): 0

SSG (+): 1
SPG (-): 1



GK 26 of MAC



Legend:							
GK	Goalkeeper	SPG	Shots past goal	SSG	Shots saved by goalkeeper	SSP	Shots saved by player

Face-off Chart

争球表

MAC - BRN

1st PERIOD

	MAC		BRN		MAC		BRN		MAC		BRN		
	Def. zone	Att. zone	Def. zone	Att. zone	Neutral zone	Def. zone	Att. zone	Neutral zone	Att. zone	Def. zone	Att. zone	Def. zone	
	+ 11	- 13			- 77	+ 23			+ 11	- 13			
	+ 6	- 13			+ 6	- 13			- 11	+ 13			
	+ 11	- 23							+ 25	- 23			
	- 6	+ 13							+ 11	- 13			
									+ 25	- 13			
									- 6	+ 13			
									- 6	+ 13			
									+ 69	- 23			
Total wins / period	3 / 75%	1 / 25%			1 / 50%	1 / 50%			5 / 63%	3 / 37%			
												Total wins all zones	
												MAC	BRN
												9 / 64%	5 / 36%

2nd PERIOD

	MAC		BRN		MAC		BRN		MAC		BRN		
	Def. zone	Att. zone	Def. zone	Att. zone	Neutral zone	Def. zone	Att. zone	Neutral zone	Att. zone	Def. zone	Att. zone	Def. zone	
	- 11	+ 13			+ 77	- 23			- 11	+ 13			
	+ 22	- 13			+ 77	- 23			- 11	+ 23			
	- 25	+ 8			+ 6	- 8			+ 25	- 23			
	- 6	+ 23			+ 11	- 8			+ 22	- 13			
	- 77	+ 13			+ 6	- 77			+ 69	- 13			
					- 6	+ 77			- 11	+ 23			
					+ 77	- 23			+ 11	- 13			
					- 6	+ 23			- 6	+ 13			
									- 98	+ 13			
Total wins / period	1 / 20%	4 / 80%			6 / 75%	2 / 25%			4 / 44%	5 / 56%			
												Total wins all zones	
												MAC	BRN
												11 / 50%	11 / 50%

3rd PERIOD

	MAC		BRN		MAC		BRN		MAC		BRN		
	Def. zone	Att. zone	Def. zone	Att. zone	Neutral zone	Def. zone	Att. zone	Neutral zone	Att. zone	Def. zone	Att. zone	Def. zone	
	- 77	+ 13			- 77	+ 23			+ 25	- 23			
	- 6	+ 13			+ 11	- 13			+ 25	- 8			
	- 77	+ 8			- 11	+ 8			+ 25	- 13			
	- 6	+ 23			- 69	+ 8			+ 11	- 13			
					- 11	+ 13			- 11	+ 8			
					+ 11	- 13			+ 11	- 13			
					- 6	+ 23							
					+ 25	- 13							
Total wins / period	0 / 0%	4 / 100%			3 / 38%	5 / 62%			5 / 83%	1 / 17%			
												Total wins all zones	
												MAC	BRN
												8 / 44%	10 / 56%

OVERTIME

	MAC		BRN		MAC		BRN		MAC		BRN		
	Def. zone	Att. zone	Def. zone	Att. zone	Neutral zone	Def. zone	Att. zone	Neutral zone	Att. zone	Def. zone	Att. zone	Def. zone	
Total wins / period					+ 21	- 13							
					+ 11	- 77							
												Total wins all zones	
												MAC	BRN
												2 / 100%	0 / 0%

	2 / 100%	0 / 0%

TOTAL

	MAC	BRN	MAC	BRN	MAC	BRN	Total wins all zones	
	Def. zone	Att. zone	Neutral zone		Att. zone	Def. zone		
Total wins / game	4 / 31%	9 / 69%	12 / 60%	8 / 40%	14 / 61%	9 / 39%	30 / 54%	26 / 46%

HEAD TO HEAD

	No.	BRN				Tot.	wins MAC	Dz	Nz	Az
		8	13	23	77					
MAC	6	1 - 0	2 - 5	0 - 4	1 - 1	14	4 29%	1 20%	3 50%	0 0%
	11	1 - 2	8 - 4	1 - 2	1 - 0	19	11 58%	2 67%	4 67%	5 50%
	21		1 - 0			1	1 100%		1 100%	
	22		2 - 0			2	2 100%	1 100%		1 100%
	25	1 - 1	3 - 0	3 - 0		8	7 88%	0 0%	1 100%	6 100%
	69	0 - 1	1 - 0	1 - 0		3	2 67%		0 0%	2 100%
	77	0 - 1	0 - 2	3 - 2		8	3 38%	0 0%	3 60%	
	98		0 - 1			1	0 0%			0 0%
Tot.		8	29	16	3	56	30 54%	4 31%	12 60%	14 61%
wins BRN		5 63%	12 41%	8 50%	1 33%	26 46%				
Dz		1 50%	6 40%	2 33%		9 39%				
Nz		2 50%	1 17%	4 57%	1 33%	8 40%				
Az		2 100%	5 63%	2 67%		9 69%				

Legend:

Az Attacking zone Dz Defending zone No. Jersey number Nz Neutral zone Tot. Total face-offs played

Timing & Results provided by BORNAN

Game Roster

比赛名单

SGP - IND

Referee

LI Ho Ching (HKG)

Linespersons

HUNG Chi-Lun (TPE) , ISKAKOV Timur (KAZ)

Goalkeepers

Team: SGP

No.	Name	GP	MIP	GA	SVS	SOG	SVS%	GAA
1	LEE Joshua Elisha Shao Ern	3	140:00	21	115	136	84.56	9.00
45	LEE Chin Hao	3	40:00	1	7	8	87.50	1.50

Team Roster

Team: SGP (Red)

No.	Pos.	Name	GP	G	A	PTS	PIM	+/-
1	GK	LEE Joshua Elisha Shao Ern	3	0	0	0	0	
13	D	O'BRIEN Richard Lowell	3	0	3	3	2	0
14	D	WINTLAND Ryan Adam	3	1	3	4	0	+5
17	D	QIAN Yong Jia Benedict	3	1	0	1	4	-1
23	F	KODROWSKI James Nicholas	3	1	6	7	0	-6
24	F	BLAKNEY Noah Allen Nizam	3	2	2	4	0	-1
28	F	WONG Ian Yong Sheng	3	0	0	0	0	+2
37	F	LIM Gabriel	3	2	2	4	2	+5
45	GK	LEE Chin Hao	3	0	0	0	0	
47	F	LEE Shaw Hsiang	3	2	2	4	2	+2
55	F	GOH Ryan Tsui Hon	3	1	3	4	2	+3
66	D	KOK Hung Wei	3	1	1	2	0	+5
68	F	TAN Ryan Jiaju	2	0	2	2	2	+1
71	F	LEE Bryan Nathan Shao Heng	3	2	1	3	4	-7
76	D	CHUA Cael Juin Hui	3	1	3	4	2	+3
77	D	CHEW Wee	3	1	4	5	0	+5
78	F	GUNAWARDENA Brandon Russell	3	3	0	3	2	+4
97	F	CHAN Joshua Yu Wen	3	7	3	10	2	+3

Head Coach: MARTINI Robert Wallace

Team: IND

No.	Name	GP	MIP	GA	SVS	SOG	SVS%	GAA
34	PHANDEY Stanzin	0	00:00	0	0	0	0.00	0.00
38	TUNDUP Namgail	3	10:20	6	14	20	70.00	34.84
83	CHAMBA Lotus	3	169:40	45	132	177	74.58	15.91

Team: IND (White)

No.	Pos.	Name	GP	G	A	PTS	PIM	+/-
7	D	GYALTSON Tsewang	3	0	0	0	0	-10
11	D	HUSSAIN Sajjad	3	0	0	0	0	-6
12	F	LOTUS Stanzin	3	0	0	0	2	-11
16	D	ANGCHUK Tsering	3	1	1	2	6	-11
17	D	MUSTAFA Ghulam	3	0	0	0	6	-8
18	F	ANGCHOK Stanzin	3	1	0	1	0	-9
21	D	NORBOO Rigzin	3	0	0	0	0	-12
24	D	NAMGYAL Stanzin	3	0	0	0	2	-12
34	GK	PHANDEY Stanzin	0	0	0	0	0	
37	F	LAKDAN Angchok	3	0	1	1	4	-5
38	GK	TUNDUP Namgail	3	0	0	0	0	
42	F	ISMAIL Mohd	3	1	0	1	4	-12
44	F	BABA Mohammad Ali	3	1	0	1	2	-10
47	F	TASHI Namgail	3	0	0	0	2	-5
68	F	DORJAY Angchok	3	0	1	1	6	-7
72	F	TSETAN Chamba	3	0	0	0	6	-12
77	F	KUNZANG Jigmath	3	0	2	2	2	-12
83	GK	CHAMBA Lotus	3	0	0	0	0	
87	F	DELDAN Namgyal	3	0	0	0	2	-13
88	F	DORJAY Tsewang	3	0	1	1	0	-9
94	D	ZANGPO Nawang	3	0	0	0	4	-9
95	D	DESKYONG Namgyal	3	0	0	0	0	-8
97	F	ANGDUS Tsering	3	1	1	2	0	-9

Head Coach: HARROLD Darrin

Legend:

+/-	Plus/minus net	A	Assists	D	Defender	F	Forward
G	Goals	GA	Goals against	GAA	Goals against as average per 60 minutes	GK	Goalkeeper
GP	Games played	MIP	Minutes and seconds played	No.	Jersey number	PIM	Penalties in minutes
Pos.	Position	PTS	Points	SOG	Shots on goal	SVS	Saves
SVS%	Saves in percentage						

Line-Ups

阵容

SGP - IND

Referee

LI Ho Ching (HKG)

Linespersons

HUNG Chi-Lun (TPE), ISKAKOV Timur (KAZ)

Goalkeepers

Team: SGP

No.	Name
1	LEE Joshua Elisha Shao Ern
45	LEE Chin Hao

Team Line-ups

Team: SGP (Red)

No.	Pos.	Name
76	D	CHUA Cael Juin Hui
77	D	CHEW Wee +C
23	F	KODROWSKI James Nicholas +A
24	F	BLAKNEY Noah Allen Nizam
71	F	LEE Bryan Nathan Shao Heng
13	D	O'BRIEN Richard Lowell
17	D	QIAN Yong Jia Benedict
47	F	LEE Shaw Hsiang
55	F	GOH Ryan Tsui Hon
97	F	CHAN Joshua Yu Wen
14	D	WINTLAND Ryan Adam
66	D	KOK Hung Wei
28	F	WONG Ian Yong Sheng
37	F	LIM Gabriel
78	F	GUNAWARDENA Brandon Russell

Head Coach: MARTINI Robert Wallace

NOT DRESSED:

68 F TAN Ryan Jiaju

Team: IND

No.	Name
38	TUNDUP Namgail
83	CHAMBA Lotus

Team: IND (White)

No.	Pos.	Name
17	D	MUSTAFA Ghulam
94	D	ZANGPO Nawang +A
47	F	TASHI Namgail
88	F	DORJAY Tsewang
97	F	ANGDUS Tsering
7	D	GYALTSON Tsewang +C
16	D	ANGCHUK Tsering
18	F	ANGCHOK Stanzin
37	F	LAKDAN Angchok
77	F	KUNZANG Jigmath
11	D	HUSSAIN Sajjad
24	D	NAMGYAL Stanzin
12	F	LOTUS Stanzin
42	F	ISMAIL Mohd
44	F	BABA Mohammad Ali
21	D	NORBOO Rigzin
95	D	DESKYONG Namgyal
68	F	DORJAY Angchok
72	F	TSETAN Chamba +A
87	F	DELDAN Namgyal

Head Coach: HARROLD Darrin

NOT DRESSED:

34 GK PHANDEY Stanzin

Legend:

+A Alternate Captain
No. Jersey number

+C Captain
Pos. Position

D Defender

F Forward

Graphical Line-ups 阵容图

SGP - IND

Referee
LI Ho Ching (HKG)

Linespersons
HUNG Chi-Lun (TPE) , ISKAKOV Timur (KAZ)

Team: SGP - Singapore (Red)

Head Coach: MARTINI Robert Wallace

S1 1 LEE Joshua Elisha Shao Ern		
45 LEE Chin Hao		
S6 71 LEE Bryan Nathan Shao Herng	S4 23 KODROWSKI James Nicholas +A	S5 24 BLAKNEY Noah Allen Nizam
S3 77 CHEW Wee +C	S2 76 CHUA Cael Juin Hui	
47 LEE Shaw Hsiang	55 GOH Ryan Tsui Hon	97 CHAN Joshua Yu Wen
13 O'BRIEN Richard Lowell		17 QIAN Yong Jia Benedict
37 LIM Gabriel	78 GUNAWARDENA Brandon Russell	28 WONG Ian Yong Sheng
14 WINTLAND Ryan Adam		66 KOK Hung Wei

Team: IND - India (White)

Head Coach: HARROLD Darrin

S1 83 CHAMBA Lotus		
38 TUNDUP Namgail		
S4 47 TASHI Namgail	S6 97 ANGDUS Tsering	S5 88 DORJAY Tsewang
S2 17 MUSTAFA Ghulam	S3 94 ZANGPO Nawang +A	
77 KUNZANG Jigmath	18 ANGCHOK Stanzin	37 LAKDAN Angchok
7 GYALTSON Tsewang +C		16 ANGCHUK Tsering
42 ISMAIL Mohd	12 LOTUS Stanzin	44 BABA Mohammad Ali
11 HUSSAIN Sajjad		24 NAMGYAL Stanzin
68 DORJAY Angchok	72 TSETAN Chamba +A	87 DELDAN Namgyal
21 NORBOO Rigzin		95 DESKYONG Namgyal

Legend:

+A Alternate Captain

+C Captain

Sn

Starting position

Timing & Results provided by BORNAN

Game Summary

比赛总结

SGP - IND 13 - 2 (5 - 0, 3 - 1, 5 - 1)

Spectators	Referee	Linespersons
565	LI Ho Ching (HKG)	HUNG Chi-Lun (TPE), ISKAKOV Timur (KAZ)

Team Statistics

Period	Score	SVS	SOG	PIM	TPP	PPG	SHG
1	5 : 0	1 : 16	21 : 1	2 : 4	02:23 : 02:00	2 : 0	1 : 0
2	3 : 1	8 : 9	12 : 9	4 : 2	02:00 : 02:00	0 : 0	0 : 0
3	5 : 1	0 : 22	27 : 1	0 : 4	03:03 : 01:09	1 : 1	0 : 0
Total	13 : 2	9 : 47	60 : 11	6 : 10	07:26 : 05:09	3 : 1	1 : 0

1st Period

Action	Time	ET/Res	Team	Type	No.	Name	(G)	Name of Assistant(s) / Action Description
GK	00:00		SGP		1	LEE JESE	-	Goalkeeper in
GK	00:00		IND		83	CHAMBA L	-	Goalkeeper in
Penalty	06:51	07:22	IND	2 min.	16	ANGCHUK T	-	Interference
Goal	07:22	1 : 0	SGP	PP1	23	KODROWSKI JN	(2)	76 CHUA Cael Juin Hui On Ice SGP 1 17 23 71 76 97 17 QIAN YJB IND 83 7 18 37 94 *
Penalty	08:00	09:52	IND	2 min.	47	TASHI N	-	Tripping
Goal	09:52	2 : 0	SGP	PP1	71	LEE BNSH	(3)	76 CHUA Cael Juin Hui On Ice SGP 1 13 23 71 76 97 97 CHAN Joshua Yu IND 83 7 17 88 97 *
Goal	11:46	3 : 0	SGP	EQ	71	LEE BNSH	(4)	23 KODROWSKI JN On Ice SGP 1 23 24 71 76 77 76 CHUA Cael Juin Hui IND 83 18 21 72 87 95
Penalty	12:57	14:57	SGP	2 min.	23	KODROWSKI JN	-	Tripping
Goal	14:40	4 : 0	SGP	SH1	17	QIAN YJB	(2)	On Ice SGP 1 13 17 24 71 IND 83 16 17 72 77 87
Goal	17:44	5 : 0	SGP	EQ	71	LEE BNSH	(5)	24 BLAKNEY NAN On Ice SGP 1 23 24 71 76 77 23 KODROWSKI JN IND 83 17 68 72 94 97

2nd Period

Action	Time	ET/Res	Team	Type	No.	Name	(G)	Name of Assistant(s) / Action Description
Penalty	26:02	28:02	SGP	2 min.	23	KODROWSKI JN	-	Interference
Goal	28:06	6 : 0	SGP	EQ	14	WINTLAND Ryan Adam	(2)	71 LEE BNSH On Ice SGP 1 13 14 17 23 71 17 QIAN YJB IND 83 7 37 77 88 94
Penalty	28:49	30:49	IND	2 min.	7	GYALTSON T	-	Tripping
Goal	33:09	7 : 0	SGP	EQ	55	GOH Ryan Tsui Hon	(2)	97 CHAN Joshua Yu On Ice SGP 1 47 55 76 77 97 Wen IND 83 17 72 87 94 97
Goal	34:02	8 : 0	SGP	EQ	66	KOK Hung Wei	(2)	On Ice SGP 1 13 14 17 66 71 IND 83 18 21 37 77 95
Goal	39:01	8 : 1	IND	EQ	42	ISMAIL M	(2)	18 ANGCHOK S On Ice SGP 1 17 23 24 28 76 37 LAKDAN A IND 83 18 21 37 42 95
Penalty	40:00	41:09	SGP	2 min.	24	BLAKNEY NAN	-	Roughing

3rd Period

Action	Time	ET/Res	Team	Type	No.	Name	(G)	Name of Assistant(s) / Action Description
GK	40:00		SGP		45	LEE Chin Hao	-	Goalkeeper in
Goal	41:09	8 : 2	IND	PP1	12	LOTUS S	(1)	42 ISMAIL M On Ice SGP 45 23 76 77 97 18 ANGCHOK S IND 83 12 17 18 37 42 *
Penalty	43:49	45:49	IND	2 min.	95	DESKYONG N	-	Hooking
Goal	45:57	9 : 2	SGP	EQ	71	LEE BNSH	(6)	66 KOK Hung Wei On Ice SGP 45 14 66 71 76 77 IND 83 17 68 72 87 94
Penalty	48:30	49:33	IND	2 min.	7	GYALTSON T	-	Tripping
Goal	49:33	10 : 2	SGP	PP1	97	CHAN Joshua Yu Wen	(8)	23 KODROWSKI JN On Ice SGP 45 17 23 71 76 97 17 QIAN YJB IND 83 18 21 77 95 *
Goal	51:00	11 : 2	SGP	EQ	13	O'BRIEN RL	(1)	24 BLAKNEY NAN On Ice SGP 45 13 17 23 24 47 IND 83 11 24 42 72 88



Harbin Sport University Student Skating Hall

哈尔滨体育学院大学生滑冰馆

MON 10 FEB 2025

Start Time 13:00
End Time 15:14

Ice Hockey

冰球

Men
男子

Placement 11-12, Game 27

排位赛 11-12名, 比赛 27



Action	Time	ET/Res	Team	Type	No.	Name	(G)	Name of Assistant(s)	Action Description
Goal	53:37	12 : 2	SGP	EQ	97	CHAN Joshua Yu Wen	(9)	77 CHEW Wee	On Ice SGP 45 47 55 76 77 97 IND 83 11 12 24 42 88
Goal	54:12	13 : 2	SGP	EQ	66	KOK Hung Wei	(3)	71 LEE BNSH 14 WINTLAND Ryan Adam	On Ice SGP 45 14 66 71 76 77 IND 83 17 68 72 87 94
GK	60:00		SGP						45 LEE Chin Hao - Goalkeeper out
GK	60:00		IND						83 CHAMBA L - Goalkeeper out

Goalkeeper Records

Team : SGP - Singapore

Team : IND - India

No.	Name	SOG	SVS	MIP	No.	Name	SOG	SVS	MIP
1	LEE Joshua Elisha Shao Ern	10	9	40:00	83	CHAMBA Lotus	60	47	60:00
45	LEE Chin Hao	1	0	20:00	38	TUNDUP Namgail			

Game Statistics

Team : SGP (Red)

Head Coach : MARTINI Robert Wallace

Head Coach : MARTINI Robert Wallace										Shots on Goal						Time on Ice							
No.	Pos.	Name	G	A	P	PIM	FO+	FO-	FO+/-	FO%	1	2	3	OT	TS	+/-	1	2	3	OT	TOT	SHF	AVG
23	F	KODROWSKI James Nicholas +A	1	3	4	4	11	9	2	55.00	6	4	4	14	+3	10:34	9:15	10:17		30:06	22	1:22	
24	F	BLAKNEY Noah Allen Nizam	0	2	2	2	0	0	0	0.00	1	1	0	2	+3	8:20	6:37	5:30		20:27	20	1:01	
71	F	LEE Bryan Nathan Shao Herng	4	2	6	0	7	9	-2	43.75	6	0	6	12	+7	10:11	7:20	8:07		25:38	22	1:09	
76	D	CHUA Cael Juin Hui	0	3	3	0	0	0	0	0.00	1	0	1	2	+5	9:52	11:32	10:59		32:23	26	1:14	
77	D	CHEW Wee +C	0	1	1	0	0	0	0	0.00	0	0	0	0	+6	9:35	11:14	10:39		31:28	26	1:12	
13	D	O'BRIEN Richard Lowell	1	0	1	0	0	0	0	0.00	0	1	2	3	+4	9:03	6:39	7:38		23:20	25	0:56	
17	D	QIAN Yong Jia Benedict	1	3	4	0	0	0	0	0.00	2	1	1	4	+3	11:30	10:35	10:50		32:55	27	1:13	
47	F	LEE Shaw Hsiang	0	0	0	0	0	0	0	0.00	1	0	2	3	+3	4:24	4:50	4:23		13:37	13	1:02	
55	F	GOH Ryan Tsui Hon	1	0	1	0	15	4	11	78.95	0	1	1	2	+2	9:06	6:30	6:01		21:37	20	1:04	
97	F	CHAN Joshua Yu Wen	2	2	4	0	0	0	0	0.00	4	1	6	11	+2	12:15	7:38	8:24		28:17	19	1:29	
14	D	WINTLAND Ryan Adam	1	1	2	0	0	0	0	0.00	0	1	1	2	+4	1:13	6:15	4:26		11:54	11	1:04	
28	F	WONG Ian Yong Sheng	0	0	0	0	0	0	0	0.00	0	1	1	2	-1	1:57	5:39	6:22		13:58	15	0:55	
37	F	LIM Gabriel	0	0	0	0	0	0	0	0.00	0	0	0	0	0	0:00	0:00	0:00		0:00	0	0:00	
66	D	KOK Hung Wei	2	1	3	0	3	4	-1	42.86	0	1	2	3	+3	0:00	3:56	5:15		9:11	10	0:55	
78	F	GUNAWARDENA Brandon Russell	0	0	0	0	0	0	0	0.00	0	0	0	0	0	0:00	0:00	0:00		0:00	0	0:00	
1	GK	LEE Joshua Elisha Shao Ern	0	0	0	0					0	0	0	0									
45	GK	LEE Chin Hao	0	0	0	0					0	0	0	0									
Total			13	18	31	6	36	26	10	58.06	21	12	27	60									

Team : IND (White)

Head Coach : HARROLD Darrin

Head Coach : HARROLD Darrin										Shots on Goal						Time on Ice									
No.	Pos.	Name	G	A	P	PIM	FO+	FO-	FO+/-	FO%	1	2	3	OT	TS	+/-	1	2	3	OT	TOT	SHF	AVG		
17	D	MUSTAFA Ghulam	0	0	0	0	0	0	0	0.00	0	0	0		0	-5	8:09	7:19	7:18		22:46	23	0:59		
47	F	TASHI Namgail	0	0	0	2	0	0	0	0.00	0	1	0		1	0	4:58	5:02	5:23		15:23	15	1:01		
88	F	DORJAY Tsewang	0	0	0	0	0	0	0	0.00	0	0	0		0	-3	7:07	4:43	5:09		16:59	17	0:59		
94	D	ZANGPO Nawang +A	0	0	0	0	0	1	-1	0.00	0	0	0		0	-5	6:03	6:09	7:07		19:19	24	0:48		
97	F	ANGDUS Tsering	0	0	0	0	11	11	0	50.00	0	0	0		0	-2	8:16	7:16	6:49		22:21	20	1:07		
7	D	GYALTSON Tsewang +C	0	0	0	4	0	0	0	0.00	0	1	0		1	-1	5:17	6:12	4:53		16:22	19	0:51		
16	D	ANGCHUK Tsering	0	0	0	2	0	0	0	0.00	0	0	0		0	-1	7:03	2:35	3:58		13:36	12	1:08		
18	F	ANGCHOK Stanzin	0	2	2	0	0	0	0	0.00	0	0	0		0	-1	3:22	5:52	4:08		13:22	16	0:50		
37	F	LAKDAN Angchok	0	1	1	0	3	10	-7	23.08	0	0	0		0	-1	4:38	4:59	2:56		12:33	17	0:44		
77	F	KUNZANG Jigmath	0	0	0	0	0	0	0	0.00	0	1	0		1	-3	4:48	5:06	2:43		12:37	15	0:50		
11	D	HUSSAIN Sajjad	0	0	0	0	0	0	0	0.00	0	1	0		1	-2	2:31	4:12	4:30		11:13	14	0:48		
12	F	LOTUS Stanzin	1	0	1	0	4	8	-4	33.33	0	1	1		2	-1	3:08	4:06	3:59		11:13	13	0:51		
24	D	NAMGYAL Stanzin	0	0	0	0	0	0	0	0.00	0	0	0		0	-2	2:37	4:44	6:37		13:58	14	0:59		
42	F	ISMAIL Mohd	1	1	2	0	0	0	0	0.00	0	3	0		3	-1	3:07	4:01	5:24		12:32	13	0:57		
44	F	BABA Mohammad Ali	0	0	0	0	0	0	0	0.00	0	0	0		0	0	3:09	5:44	6:58		15:51	16	0:59		
21	D	NORBOO Rigzin	0	0	0	0	0	0	0	0.00	0	0	0		0	-1	3:08	5:07	2:52		11:07	14	0:47		

Timing & Results provided by BORNAN



MON 10 FEB 2025
Start Time 13:00
End Time 15:14

Men
男子

Placement 11-12, Game 27
排位赛 11-12名, 比赛 27



Head Coach : HARROLD Darrin											Shots on Goal					Time on Ice							
No.	Pos.	Name	G	A	P	PIM	FO+	FO-	FO+/-	FO%	1	2	3	OT	TS	+/-	1	2	3	OT	TOT	SHF	AVG
68	F	DORJAY Angchok	0	0	0	0	2	0	2	100.00	0	0	0		0	-3	2:15	3:37	4:32		10:24	13	0:48
72	F	TSETAN Chamba +A	0	0	0	0	5	6	-1	45.45	1	0	0		1	-7	3:23	4:26	4:44		12:33	13	0:57
87	F	DELDAN Namgyal	0	0	0	0	1	0	1	100.00	0	1	0		1	-5	2:41	4:19	5:15		12:15	14	0:52
95	D	DESKYONG Namgyal	0	0	0	2	0	0	0	0.00	0	0	0		0	-1	2:25	2:31	1:42		6:38	11	0:36
38	GK	TUNDUP Namgail	0	0	0	0					0	0	0		0								
83	GK	CHAMBA Lotus	0	0	0	0					0	0	0		0								
Total			2	4	6	10	26	36	-10	41.94	1	9	1		11								

Placement 11-12

R	Team	GP	W	OTW	OTL	L	GDF	GF:GA	PTS
1	SGP	1	1	0	0	0	+11	13:2	3
2	IND	1	0	0	0	1	-11	2:13	0

	BRN	HKG	IND	KGZ	KUW	MAC	SGP	TKM
BRN	*****	*****	*****	0:29	0:34	3:4	1:20	*****
HKG	*****	*****	30:0	MON 10 FEB 21:00	*****	26:1	*****	5:1
IND	*****	0:30	*****	*****	*****	4:2	2:13	1:19
KGZ	29:0	MON 10 FEB 21:00	*****	*****	9:8	*****	11:2	*****
KUW	34:0	*****	*****	8:9	*****	*****	10:3	MON 10 FEB 17:00
MAC	4:3	1:26	2:4	*****	*****	*****	*****	0:26
SGP	20:1	*****	13:2	2:11	3:10	*****	*****	*****
TKM	*****	1:5	19:1	*****	MON 10 FEB 17:00	26:0	*****	*****

Legend:

(G)	Goals in tournament	*	Does not count for Plus/minus	+/-	Plus/minus net	+A	Alternate Captain
+C	Captain	A	Assists	AVG	Average time on ice / shift	D	Defender
EQ	Equal strength	ET/Res	Penalty end time/Result of game	F	Forward	FO%	Face-offs won as percentage
FO+	Face-offs won	FO-	Face-offs lost	FO+/-	Face-offs net	G	Goals
GA	Goals against	GDF	Goal difference	GF	Goals for	GK	Goalkeeper
GP	Games played	L	Losses	MIP	Minutes in play (GK)	No.	Jersey number
OT	Overtime	OTL	Overtime losses	OTW	Overtime wins	P	Points
PIM	Penalties in minutes	Pos.	Position	PP1	Power play - 1 player	PPG	Power play goals
PTS	Points	R	Rank	SH1	Shorthanded - 1 player	SHF	Number of shifts
SHG	Shorthanded goals	SOG	Shots on goal	SVS	Saves	TOT	Total
TPP	Time on power play	TS	Total shots	W	Wins		



Shot Chart
射门表
SGP - IND

Shots by IND

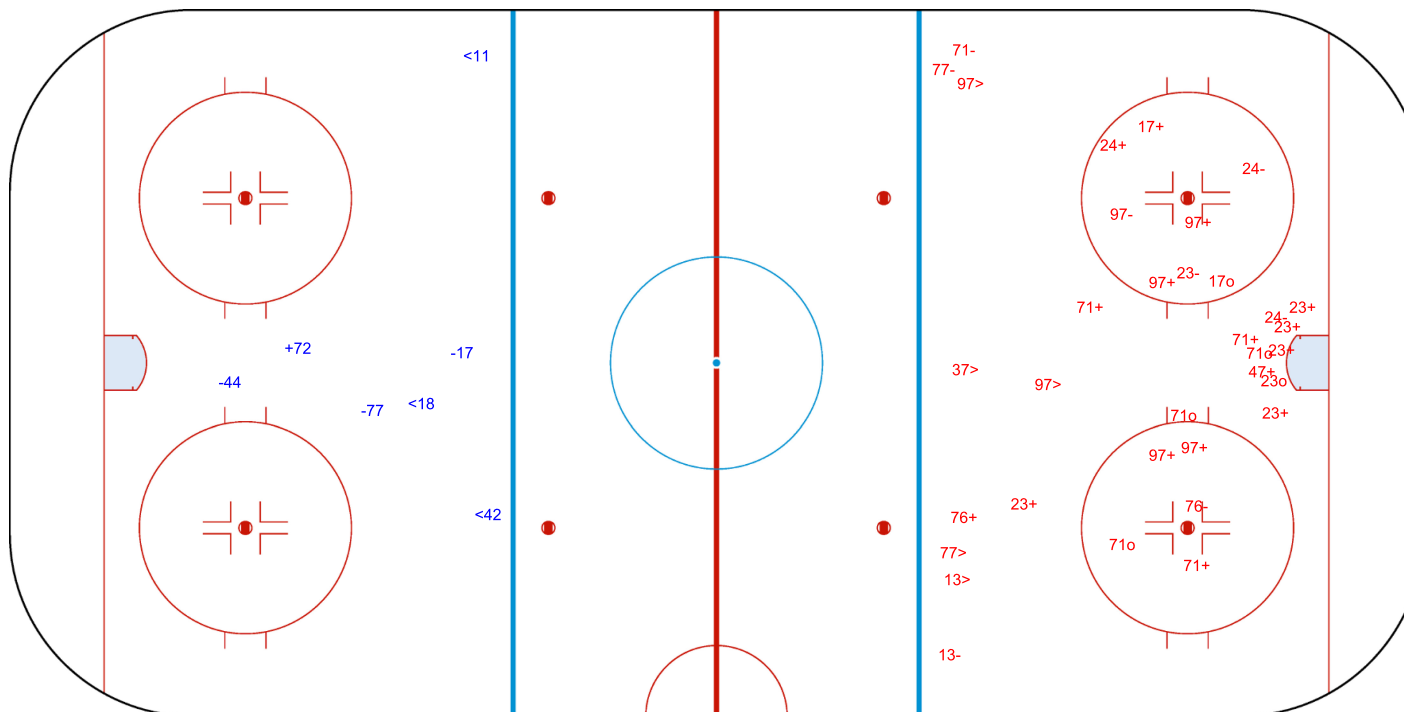
Goals (o): 0 SSG (+): 1
SSP (<): 3 SPG (-): 3



GK 1 of SGP



1st Period



Shots by SGP

Goals (o): 5 SSG (+): 16
SSP (>): 5 SPG (-): 8



GK 83 of IND




Shots by SGP

Goals (o): 3

SSG (+): 9

SSP (<): 1

SPG (-): 5



GK 83 of IND



2nd Period




Shots by IND

Goals (o): 1

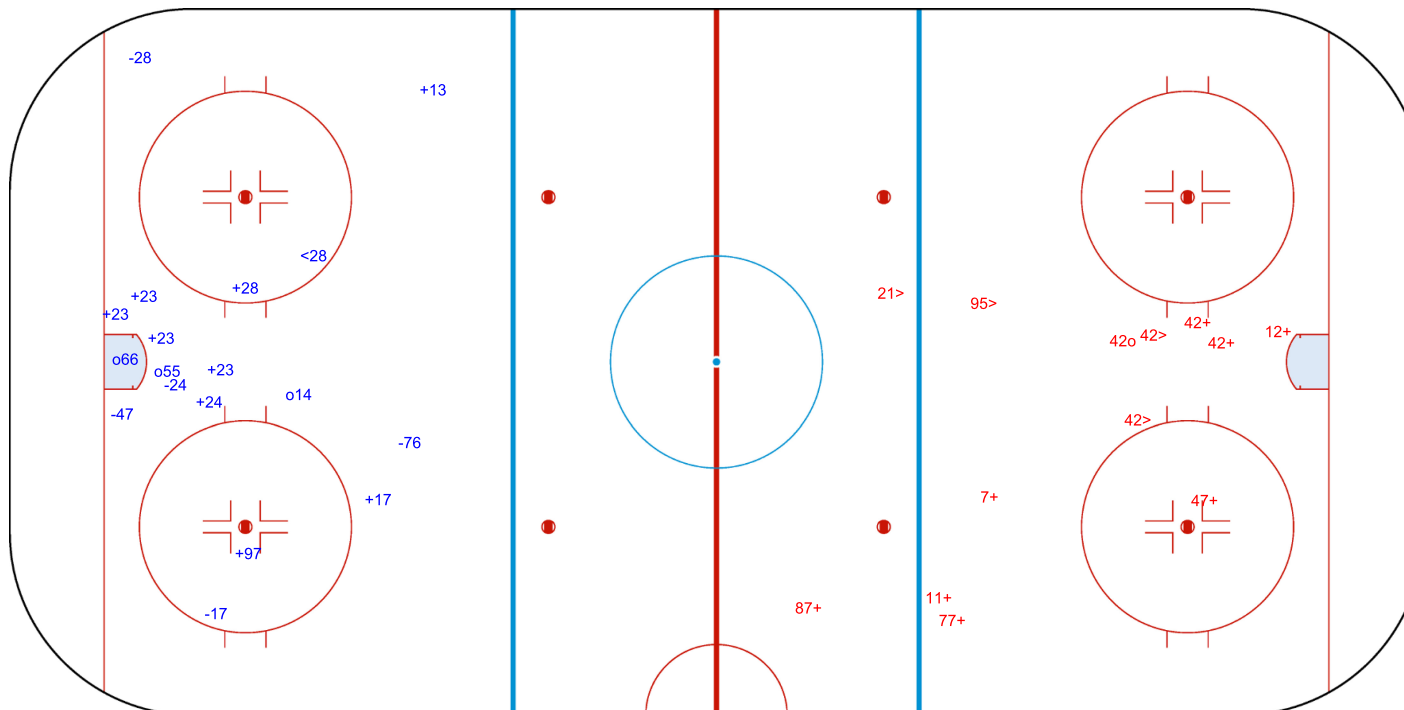
SSG (+): 8

SSP (>): 4

SPG (-): 0



GK 1 of SGP





Start Time 13:00

Ice Hockey
冰球

Men
男子

排位赛 11-12 名, 比赛 27



SPG (-): 5

o12

GK 45 of SGP



3rd Period

IND

SPG (-): 7

GK 83 of IND

Shots saved by player

Report Created MON 10 FEB 2025 15:19

BORNAN
SPORTS TECHNOLOGY

Face-off Chart

争球表

SGP - IND

1st PERIOD

	SGP		IND		SGP		IND		Total wins all zones	
	Def. zone	Att. zone	Def. zone	Att. zone	Def. zone	Att. zone	Def. zone	Att. zone	SGP	IND
Total wins / period	- 55	+ 97	+ 23	- 97	+ 55	- 97	Total wins all zones			
	- 55	+ 97	- 55	+ 12	- 23	+ 97				
			- 23	+ 97	- 23	+ 37				
			+ 55	- 37	+ 55	- 37				
			- 23	+ 12	+ 55	- 97				
			- 23	+ 72	+ 55	- 37				
			+ 55	- 97	+ 23	- 72				
			+ 23	- 12						
			- 23	+ 72						
	0 / 0%	2 / 100%	4 / 44%	5 / 56%	5 / 71%	2 / 29%	9 / 50%		9 / 50%	

2nd PERIOD

	SGP		IND		SGP		IND		Total wins all zones	
	Def. zone	Att. zone	Def. zone	Att. zone	Def. zone	Att. zone	Def. zone	Att. zone	SGP	IND
Total wins / period	+ 55	- 12	- 23	+ 97	+ 71	- 37	Total wins all zones			
	+ 71	- 97	+ 23	- 97	- 71	+ 37				
	+ 55	- 97	+ 55	- 97	+ 71	- 37				
	- 71	+ 12	+ 71	- 12	+ 23	- 72				
	- 71	+ 72	+ 71	- 37	+ 23	- 72				
	+ 71	- 37	+ 23	- 12	- 55	+ 97				
					+ 23	- 72				
					+ 23	- 72				
	4 / 67%	2 / 33%	5 / 83%	1 / 17%	6 / 75%	2 / 25%	15 / 75%		5 / 25%	

3rd PERIOD

	SGP		IND		SGP		IND		Total wins all zones	
	Def. zone	Att. zone	Def. zone	Att. zone	Def. zone	Att. zone	Def. zone	Att. zone	SGP	IND
Total wins / period			- 71	+ 97	- 66	+ 97	Total wins all zones			
			- 23	+ 12	- 66	+ 97				
			- 71	+ 72	+ 71	- 37				
			+ 55	- 12	+ 66	- 72				
			- 71	+ 68	- 66	+ 97				
			- 23	+ 97	+ 23	- 97				
			- 71	+ 68	+ 55	- 37				
			+ 23	- 97	- 71	+ 37				
			- 71	+ 87	+ 55	- 37				
					+ 55	- 12				
			2 / 22%	7 / 78%	10 / 67%	5 / 33%	12 / 50%		12 / 50%	

TOTAL

Total wins / game	SGP	IND	SGP	IND	SGP	IND	Total wins all zones	
	Def. zone	Att. zone	Neutral zone		Att. zone	Def. zone		
							SGP	IND
	4 / 50%	4 / 50%	11 / 46%	13 / 54%	21 / 70%	9 / 30%	36 / 58%	26 / 42%

HEAD TO HEAD

		IND							Tot.	wins SGP	Dz	Nz	Az
No.		12	37	68	72	87	94	97					
SGP	23	2 - 2	0 - 1		5 - 2			4 - 4	20	11 55%		5 42%	6 75%
	55	5 - 1	5 - 0					5 - 3	19	15 79%	2 50%	4 80%	9 90%
	66				1 - 1		1 - 0	1 - 3	7	3 43%			3 43%
	71	1 - 1	5 - 2	0 - 2	0 - 2	0 - 1		1 - 1	16	7 44%	2 50%	2 29%	3 60%
	Tot.	12	13	2	11	1	1	22	62	36 58%	4 50%	11 46%	21 70%
	wins IND	4 33%	3 23%	2 100%	5 45%	1 100%	0 0%	11 50%	26 42%				
	Dz	0 0%	3 30%		1 14%		0 0%	5 56%	9 30%				
	Nz	3 43%	0 0%	2 100%	3 100%	1 100%		4 44%	13 54%				
	Az	1 50%	0 0%		1 100%			2 50%	4 50%				

Legend:

Az Attacking zone Dz Defending zone No. Jersey number Nz Neutral zone Tot. Total face-offs played

Game Roster 比赛名单

KUW - TKM

Referees

BORYAYEV Anton (KAZ) , CHAE Young Jin (KOR)

Linespersons

GAO Yinfeng (CHN) , ZHU Jialin (CHN)

Goalkeepers

Team: KUW

No.	Name	GP	MIP	GA	SVS	SOG	SVS%	GAA
1	ALSAIED Zaid	3	60:00	3	14	17	82.35	3.00
44	ADAM Barvik	3	120:19	9	75	84	89.29	4.49

Team Roster

Team: KUW (Blue)

No.	Pos.	Name	GP	G	A	PTS	PIM	+/-
1	GK	ALSAIED Zaid	3	0	0	0	0	
4	D	ALMARAQI Mohammad	3	0	0	0	4	+3
5	D	KHALAF Khalaf	3	1	5	6	0	+20
6	D	ALDAEI Abdulrazaq	3	1	2	3	4	+10
7	F	ALAJMI Mashari	3	1	1	2	0	+7
8	D	ALDUAJ Mohammed	3	0	1	1	2	+4
10	F	ALMARAGI Abdullah	3	1	1	2	0	+3
12	F	ALMARI Salem	3	3	1	4	2	+21
17	D	ALAWADHI Jasem	3	2	10	12	0	+9
19	F	ZIDAREVIC Bojan	3	4	5	9	2	+6
20	F	VAVRA Kamil	2	7	10	17	0	+15
23	F	BUDZEVICH Valery	3	4	14	18	2	+19
27	D	ALFOUDARI Meshal	2	0	4	4	0	+6
33	F	ALASOUSI Abdullah	3	1	0	1	0	+2
44	GK	ADAM Barvik	3	0	0	0	0	
69	F	ALKHASHAN Abdulaziz	3	2	2	4	4	+7
88	F	ALKHASHRAM Abdulmohsen	3	1	2	3	0	+3
89	F	DROZDETSKIKH Ilia	3	11	12	23	0	+21
93	F	ALMARAGHY Abdulaziz	3	0	1	1	0	+7
99	D	TCIBIN Anton	3	13	10	23	2	+27

Head Coach: BARTKEVICS Andris

Team: TKM

No.	Name	GP	MIP	GA	SVS	SOG	SVS%	GAA
1	GUVANJOV Tanryberdi	3	46:59	0	4	4	100.00	0.00
20	CHARYYEV Keremli	3	133:01	6	24	30	80.00	2.71

Team: TKM (White)

No.	Pos.	Name	GP	G	A	PTS	PIM	+/-
1	GK	GUVANJOV Tanryberdi	3	0	0	0	0	
2	D	TANNYYEV Gurbanmyrat	3	1	4	5	2	+3
3	F	DURDYEV Serdar	3	1	2	3	0	+4
5	D	KAKAYEV Maksat	3	0	3	3	2	+7
7	D	HYDYROV Dovlet	3	0	2	2	2	+4
8	D	AGANIYAZOV Amangeldi	3	2	8	10	4	+14
9	F	BAYMYRADOV Baymyrat	3	8	4	12	6	+15
13	F	GURBANOV Ahmet	3	2	3	5	0	+5
14	D	KAKAJANOV Serdar	3	1	3	4	0	+14
15	F	BAYJAYEV Dovrangeldi	3	2	4	6	4	+7
16	F	ESENOV Ovezguly	2	1	4	5	6	+10
19	F	VAHOVSKIY Aleksandr	3	3	3	6	0	+4
20	GK	CHARYYEV Keremli	3	0	0	0	0	
21	F	ORAZOV Nazar	2	3	1	4	0	+5
22	D	KAKABAYEV Erkin	3	1	4	5	27	+13
23	D	ANNASAPAROV Musa	3	1	2	3	0	+13
25	D	MUHYEV Allan	3	0	0	0	0	+5

Head Coach: VELIYEV Ilyas

SUSPENDED:

10	F	GELDIMYRADOV Arslan	3	6	6	12	33	+14
11	F	NURYEV Arslan	3	4	5	9	6	+13
17	F	DOVLETMYRADOV Begench	3	7	8	15	33	+15
18	F	BAYHANOV Novruz	3	3	6	9	6	+14

Legend:

+/ -	Plus/minus net	A	Assists	D	Defender	F	Forward
G	Goals	GA	Goals against	GAA	Goals against as average per 60 minutes	GK	Goalkeeper
GP	Games played	MIP	Minutes and seconds played	No.	Jersey number	PIM	Penalties in minutes
Pos.	Position	PTS	Points	SOG	Shots on goal	SVS	Saves
SVS%	Saves in percentage						

Line-Ups 阵容

KUW - TKM

Referees

BORYAYEV Anton (KAZ), CHAE Young Jin (KOR)

Linespersons

GAO Yinfeng (CHN), ZHU Jialin (CHN)

Goalkeepers

Team: KUW

No.	Name
1	ALSAIED Zaid
44	ADAM Barvik

Team: TKM

No.	Name
1	GUVANJOV Tanryberdi
20	CHARYYEV Keremli

Team Line-ups

Team: KUW (Blue)

No.	Pos.	Name
5	D	KHALAF Khalaf
99	D	TCIBIN Anton
12	F	ALMARI Salem
23	F	BUDZEVICH Valery
89	F	DROZDETSKIKH Iliia
6	D	ALDAEI Abdulrazaq
17	D	ALAWADHI Jasem +C
19	F	ZIDAREVIC Bojan
20	F	VAVRA Kamil
93	F	ALMARAGHY Abdulaziz
7	F	ALAJMI Mashari
69	F	ALKHASHAN Abdulaziz
88	F	ALKHASHRAM Abdulmohsen
4	D	ALMARAQI Mohammad
8	D	ALDUALI Mohammed +A
10	F	ALMARAGI Abdullah +A
33	F	ALASOUSI Abdullah

Head Coach: BARTKEVICS Andris

NOT DRESSED:

27 D ALFOUDARI Meshal

Team: TKM (White)

No.	Pos.	Name
2	D	TANNYYEV Gurbanmyrat
7	D	HYDYROV Dovlet
13	F	GURBANOV Ahmet +C
15	F	BAYJAYEV Dovrangeldi
19	F	VAHOVSKIY Aleksandr
5	D	KAKAYEV Maksat
8	D	AGANIYAZOV Amangeldi +A
14	D	KAKAJANOV Serdar
25	D	MUHYEV Allan
9	F	BAYMYRADOV Baymyrat +A
22	D	KAKABAYEV Erkin
23	D	ANNASAPAROV Musa
3	F	DURDYEV Serdar
16	F	ESENOV Ovezguly
21	F	ORAZOV Nazar

Head Coach: VELIYEV Ilyas

SUSPENDED:

10 F GELDIMYRADOV Arslan
11 F NURYEV Arslan
17 F DOVLETMYRADOV Begench
18 F BAYHANOV Novruz

Legend:

+A	Alternate Captain	+C	Captain	D	Defender	F	Forward
No.	Jersey number	Pos.	Position				

Graphical Line-ups 阵容图

KUW - TKM

Referees

BORYAYEV Anton (KAZ) , CHAE Young Jin (KOR)

Linespersons

GAO Yinfeng (CHN) , ZHU Jialin (CHN)

Team: KUW - Kuwait (Blue)

Head Coach: BARTKEVICS Andris

S1 44 ADAM Barvik		1 ALSAIED Zaid	
S5 23 BUDZEVICH Valery	S6 89 DROZDETSKIKH Iliia	S4 12 ALMARI Salem	
S2 5 KHALAF Khalaf		S3 99 TCIBIN Anton	
20 VAVRA Kamil	19 ZIDAREVIC Bojan	93 ALMARAGHY Abdulaziz	
17 ALAWADHI Jasem +C		6 ALDAEI Abdulrazaq	
7 ALAJMI Mashari	69 ALKHASHAN Abdulaziz	88 ALKHASHRAM Abdulmohsen	
10 ALMARAGI Abdullah +A		33 ALASOUSI Abdullah	
8 ALDUALIJ Mohammed +A		4 ALMARAQI Mohammad	

Team: TKM - Turkmenistan (White)

Head Coach: VELIYEV Ilyas

S1 20 CHARYYEV Keremli		1 GUVANJOV Tanryberdi	
S5 15 BAYJAYEV Dovrangeldi	S6 19 VAHOVSKIY Aleksandr	S4 13 GURBANOV Ahmet +C	
S3 7 HYDYROV Dovlet		S2 2 TANNYYEV Gurbanmyrat	
8 AGANIYAZOV Amangeldi +A	9 BAYMYRADOV Baymyrat +A	25 MUHYEYEV Allan	
14 KAKAJANOV Serdar		5 KAKAYEV Maksat	
21 ORAZOV Nazar	16 ESENOV Ovezguly	3 DURDYEYEV Serdar	
23 ANNASAPAROV Musa		22 KAKABAYEV Erkin	

Legend:

+A Alternate Captain

+C Captain

Sn

Starting position

Timing & Results provided by BORNAN



MON 10 FEB 2025
Start Time 17:00
End Time 19:11

Men
男子
Placement 9-10, Game 29
排位赛 9-10名, 比赛 29



Game Summary 比赛总结

KUW - TKM 8 - 4 (3 - 2 , 3 - 2 , 2 - 0)

Spectators	Referees	Linespersons
668	BORYAYEV Anton (KAZ) , CHAE Young Jin (KOR)	GAO Yinfeng (CHN) , ZHU Jialin (CHN)

Team Statistics

Period	Score	SVS	SOG	PIM	TPP	PPG	SHG
1	3 : 2	6 : 13	16 : 8	4 : 4	02:30 : 02:30	0 : 0	0 : 0
2	3 : 2	11 : 6	9 : 13	2 : 2	00:58 : 02:00	1 : 0	0 : 0
3	2 : 0	13 : 10	12 : 13	2 : 2	02:00 : 02:00	0 : 0	1 : 0
Total	8 : 4	30 : 29	37 : 34	8 : 8	05:28 : 06:30	1 : 0	1 : 0

1st Period

Action	Time	ET/Res	Team	Type	No.	Name	(G)	Name of Assistant(s) / Action Description
GK	00:00		KUW		44	ADAM Barvik	-	Goalkeeper in
GK	00:00		TKM		20	CHARYYEV Keremli	-	Goalkeeper in
Penalty	01:52	03:52	KUW	2 min.	93	ALMARAGHY A	-	Tripping
Goal	07:01	0 : 1	TKM	EQ	15	BAYJAYEV D	(3)	16 ESENOV Ovezguly On Ice KUW44 5 12 23 89 99 22 KAKABAYEV Erkin TKM 20 7 13 15 16 22
Goal	09:23	1 : 1	KUW	EQ	23	BUDZEVICH Valery	(5)	89 DROZDETSKIKH I On Ice KUW44 12 17 23 89 99 TKM 20 2 13 15 19 22
Penalty	09:59		TKM	PS	16	ESENOV Ovezguly	-	Slashing
Goal	09:59	2 : 1	KUW	PS	20	VAVRA Kamil	(8)	On Ice KUW/20 TKM 20
Penalty	10:43	12:43	TKM	2 min.	13	GURBANOV Ahmet	-	Unsportsmanlike Conduct
Penalty	11:13	13:13	KUW	2 min.	20	VAVRA Kamil	-	Slashing
Goal	12:29	2 : 2	TKM	EQ	15	BAYJAYEV D	(4)	16 ESENOV Ovezguly On Ice KUW44 6 12 17 19 14 KAKAJANOV Serdar TKM 20 5 14 15 16
Goal	16:48	3 : 2	KUW	EQ	89	DROZDETSKIKH I	(12)	23 BUDZEVICH Valery On Ice KUW44 5 12 23 89 99 99 TCIBIN A TKM 20 2 7 8 13 19
Penalty	17:47	19:47	TKM	2 min.	5	KAKAYEV Maksat	-	Slashing

2nd Period

Action	Time	ET/Res	Team	Type	No.	Name	(G)	Name of Assistant(s) / Action Description
Penalty	20:46	22:46	KUW	2 min.	99	TCIBIN A	-	Interference
Goal	28:29	4 : 2	KUW	EQ	99	TCIBIN A	(14)	89 DROZDETSKIKH I On Ice KUW44 5 12 23 89 99 TKM 20 9 15 16 22 23
Penalty	31:26	32:24	TKM	2 min.	22	KAKABAYEV Erkin	-	Tripping
Goal	32:24	5 : 2	KUW	PP1	23	BUDZEVICH Valery	(6)	99 TCIBIN A On Ice KUW44 17 19 20 23 99 89 DROZDETSKIKH I TKM 20 7 9 16 23 *
Goal	34:31	5 : 3	TKM	EQ	19	VAHOVSKIY A	(4)	13 GURBANOV Ahmet On Ice KUW44 6 17 19 20 93 TKM 20 2 7 8 13 19
Goal	35:59	5 : 4	TKM	EQ	13	GURBANOV Ahmet	(3)	19 VAHOVSKIY A On Ice KUW44 6 17 19 20 93 TKM 20 2 7 8 13 19
Goal	39:05	6 : 4	KUW	EQ	23	BUDZEVICH Valery	(7)	12 ALMARI Salem On Ice KUW44 5 12 23 89 99 99 TCIBIN A TKM 20 2 7 8 13 19

3rd Period

Action	Time	ET/Res	Team	Type	No.	Name	(G)	Name of Assistant(s) / Action Description
Penalty	47:40	49:40	KUW	2 min.	93	ALMARAGHY A	-	High Sticking
Goal	48:59	7 : 4	KUW	SH1	89	DROZDETSKIKH I	(13)	23 BUDZEVICH Valery On Ice KUW44 5 23 89 99 TKM 20 2 7 8 13 19
Goal	50:34	8 : 4	KUW	EQ	12	ALMARI Salem	(4)	23 BUDZEVICH Valery On Ice KUW44 5 12 23 89 99 89 DROZDETSKIKH I TKM 20 9 15 16 22 23
Penalty	57:41	59:41	TKM	2 min.	20	CHARYYEV Keremli	-	Tripping / Served by: 15 BAYJAYEV D
GK	60:00		KUW					44 ADAM Barvik - Goalkeeper out
GK	60:00		TKM					20 CHARYYEV Keremli - Goalkeeper out



MON 10 FEB 2025
Start Time 17:00
End Time 19:11

Men
男子
Placement 9-10, Game 29
排位赛 9-10名, 比赛 29



Goalkeeper Records

Team : KUW - Kuwait

No.	Name	SOG	SVS	MIP
44	ADAM Barvik	34	30	60:00
1	ALSAIED Zaid			

Team : TKM - Turkmenistan

No.	Name	SOG	SVS	MIP
20	CHARYYEV Keremli	37	29	60:00
1	GUVANJOV Tanryberdi			

Game Statistics

Team : KUW (Blue)

Head Coach : BARTKEVICS Andris

Head Coach : BARTKEVICS Andris										Shots on Goal					Time on Ice									
No.	Pos.	Name	G	A	P	PIM	FO+	FO-	FO+/-	FO%	1	2	3	OT	TS	+/-	1	2	3	OT	TOT	SHF	AVG	
5	D	KHALAF Khalaf	0	0	0	0	0	0	0	0.00	0	0	1		1	+4	8:25	10:03	9:49		28:17	27	1:02	
12	F	ALMARI Salem	1	1	2	0	0	0	0	0.00	1	1	1		3	+3	8:27	9:45	9:07		27:19	29	0:56	
23	F	BUDZEVICH Valery	3	3	6	0	0	0	0	0.00	1	5	2		8	+5	10:54	11:23	10:40		32:57	29	1:08	
89	F	DROZDETSKIKH Ilia	2	4	6	0	20	8	12	71.43	6	0	1		7	+5	10:07	10:48	8:52		29:47	31	0:57	
99	D	TCIBIN Anton	1	3	4	2	0	0	0	0.00	2	2	3		7	+5	10:09	10:33	11:40		32:22	27	1:11	
6	D	ALDAEI Abdulrazag	0	0	0	0	0	0	0	0.00	1	0	0		1	-3	9:49	8:07	8:18		26:14	27	0:58	
17	D	ALAWADHI Jasem +C	0	0	0	0	0	0	0	0.00	0	0	0		0	-2	11:37	11:13	10:13		33:03	26	1:16	
19	F	ZIDAREVIC Bojan	0	0	0	0	10	19	-9	34.48	1	0	1		2	-3	10:02	9:12	11:23		30:37	29	1:03	
20	F	VAVRA Kamil	1	0	1	2	0	0	0	0.00	4	1	0		5	-2	8:49	9:48	5:34		24:11	25	0:58	
93	F	ALMARAGHY Abdulaziz	0	0	0	4	0	0	0	0.00	0	0	1		1	-2	7:41	7:08	8:29		23:18	26	0:53	
7	F	ALAJMI Mashari	0	0	0	0	0	0	0	0.00	0	0	0		0	0	0:00	0:00	0:00		0:00	0	0:00	
69	F	ALKHASHAN Abdulaziz	0	0	0	0	0	0	0	0.00	0	0	0		0	0	0:00	0:00	0:00		0:00	0	0:00	
88	F	ALKHASHRAM Abdulmohsen	0	0	0	0	0	0	0	0.00	0	0	2		2	0	0:00	0:00	3:55		3:55	4	0:58	
4	D	ALMARAQI Mohammad	0	0	0	0	0	0	0	0.00	0	0	0		0	0	0:00	0:00	0:00		0:00	0	0:00	
8	D	ALDUAJI Mohammed +A	0	0	0	0	0	0	0	0.00	0	0	0		0	0	0:00	0:00	0:00		0:00	0	0:00	
10	F	ALMARAGI Abdullah +A	0	0	0	0	0	0	0	0.00	0	0	0		0	0	0:00	0:00	0:00		0:00	0	0:00	
33	F	ALASOUSI Abdullah	0	0	0	0	0	0	0	0.00	0	0	0		0	0	0:00	0:00	0:00		0:00	0	0:00	
1	GK	ALSAIED Zaid	0	0	0	0					0	0	0		0									
44	GK	ADAM Barvik	0	0	0	0					0	0	0		0									
Total			8	11	19	8	30	27	3	52.63	16	9	12		37									

Team : TKM (White)

Head Coach : VELIYEV Ilyas

Head Coach : VELIYEV Ilyas										Shots on Goal					Time on Ice									
No.	Pos.	Name	G	A	P	PIM	FO+	FO-	FO+/-	FO%	1	2	3	OT	TS	+/-	1	2	3	OT	TOT	SHF	AVG	
2	D	TANNYYEV Gurbanmyrat	0	0	0	0	0	0	0	0.00	0	0	0		0	-2	6:45	8:58	7:45		23:28	25	0:56	
7	D	HYDYROV Dovlet	0	0	0	0	0	0	0	0.00	0	3	3		6	0	5:17	8:49	7:56		22:02	28	0:47	
13	F	GURBANOV Ahmet +C	1	1	2	2	0	0	0	0.00	0	1	1		2	-1	7:29	8:04	9:24		24:57	25	0:59	
15	F	BAYJAYEV Dovrangeldi	2	0	2	0	0	1	-1	0.00	2	0	3		5	-1	6:52	9:49	7:43		24:24	27	0:54	
19	F	VAHOVSKIY Aleksandr	1	1	2	0	16	12	4	57.14	1	2	3		6	-2	6:10	8:44	8:17		23:11	25	0:55	
5	D	KAKAYEV Maksat	0	0	0	2	0	0	0	0.00	0	0	0		0	+1	6:54	1:31	4:09		12:34	15	0:50	
8	D	AGANIYAZOV Amangeldi +A	0	0	0	0	0	0	0	0.00	1	1	0		2	-1	9:15	9:13	8:48		27:16	26	1:02	
9	F	BAYMYRADOV Baymyrat +A	0	0	0	0	10	11	-1	47.62	1	2	0		3	-2	8:18	9:08	7:09		24:35	26	0:56	
14	D	KAKAJANOV Serdar	0	1	1	0	0	0	0	0.00	2	0	0		2	+1	7:25	1:12	5:01		13:38	15	0:54	
25	D	MUHYEV Allan	0	0	0	0	1	1	0	50.00	0	0	0		0	0	6:52	1:26	3:22		11:40	12	0:58	
3	F	DURDYEV Serdar	0	0	0	0	0	0	0	0.00	0	1	0		1	0	3:19	1:24	2:24		7:07	10	0:42	
16	F	ESENOV Ovezguly	0	2	2	0	0	0	0	0.00	0	2	1		3	0	5:26	10:03	7:58		23:27	23	1:01	
21	F	ORAZOV Nazar	0	0	0	0	0	5	-5	0.00	0	0	0		0	0	2:26	1:11	2:55		6:32	9	0:43	
22	D	KAKABAYEV Erkin	0	1	1	2	0	0	0	0.00	1	0	1		2	-2	7:13	9:13	8:01		24:27	23	1:03	
23	D	ANNASAPAROV Musa	0	0	0	0	0	0	0	0.00	0	1	1		2	-2	6:19	10:17	7:08		23:44	23	1:01	
1	GK	GUVANJOV Tanryberdi	0	0	0	0					0	0	0		0									
20	GK	CHARYYEV Keremli	0	0	0	2					0	0	0		0									
Total			4	6	10	8	27	30	-3	47.37	8	13	13		34									



MON 10 FEB 2025
Start Time 17:00
End Time 19:11

Men
男子
Placement 9-10, Game 29
排位赛 9-10名, 比赛 29



Placement 9-10

R	Team	GP	W	OTW	OTL	L	GDF	GF : GA	PTS
1	KUW	1	1	0	0	0	+4	8 : 4	3
2	TKM	1	0	0	0	1	-4	4 : 8	0

	BRN	HKG	IND	KAZ	KGZ	KOR	KUW	MAC	SGP	THA	TKM	TPE
BRN					0:29		0:34	3:4	1:20			
HKG			30:0		MON 10 FEB 21:00			26:1			5:1	
IND			0:30					4:2	2:13		1:19	
KAZ						2:1				12:0		17:0
KGZ	29:0	MON 10 FEB 21:00					9:8		11:2			
KOR				1:2						10:0		14:1
KUW	34:0			8:9				10:3		8:4		
MAC	4:3	1:26	2:4							0:26		
SGP	20:1		13:2		2:11		3:10					
THA				0:12		0:10						1:3
TKM		1:5	19:1				4:8	26:0				
TPE				0:17		1:14				3:1		

Legend:		
(G)	Goals in tournament	* Does not count for Plus/minus
+C	Captain	A Assists
EQ	Equal strength	ET/Res Penalty end time/Result of game
FO+	Face-offs won	FO- Face-offs lost
GA	Goals against	GDF Goal difference
GP	Games played	L Losses
OT	Overtime	OTL Overtime losses
PIM	Penalties in minutes	Pos. Position
PS	Penalty shot	PTS Points
SHF	Number of shifts	SHG Shorthanded goals
TOT	Total	TPP Time on power play
+/-	Plus/minus net	+A Alternate Captain
AVG	Average time on ice / shift	D Defender
F	Forward	FO% Face-offs won as percentage
FO+/-	Face-offs net	G Goals
GF	Goals for	GK Goalkeeper
MIP	Minutes in play (GK)	No. Jersey number
OTW	Overtime wins	P Points
PP1	Power play - 1 player	PPG Power play goals
R	Rank	SH1 Shorthanded - 1 player
SOG	Shots on goal	SVS Saves
TS	Total shots	W Wins



Shot Chart

射门表

KUW - TKM


Shots by TKM

Goals (o): 2

SSG (+): 6

SSP (<): 5

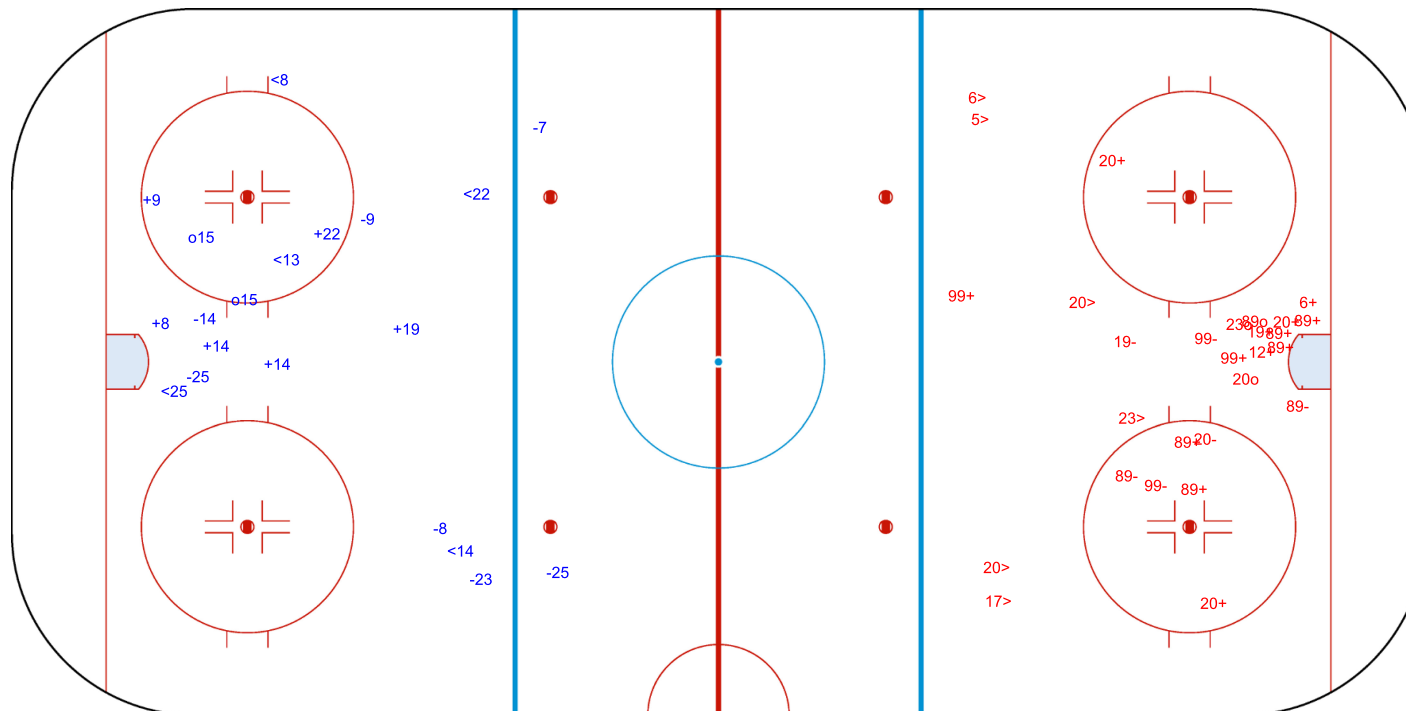
SPG (-): 7



GK 44 of KUW



1st Period



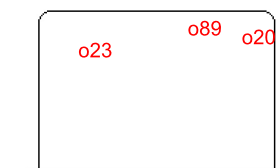
Shots by KUW

Goals (o): 3

SSG (+): 13

SSP (>): 6

SPG (-): 6



GK 20 of TKM




Shots by KUW

Goals (o): 3

SSG (+): 6

SSP (<): 4

SPG (-): 3



GK 20 of TKM



2nd Period




Shots by TKM

Goals (o): 2

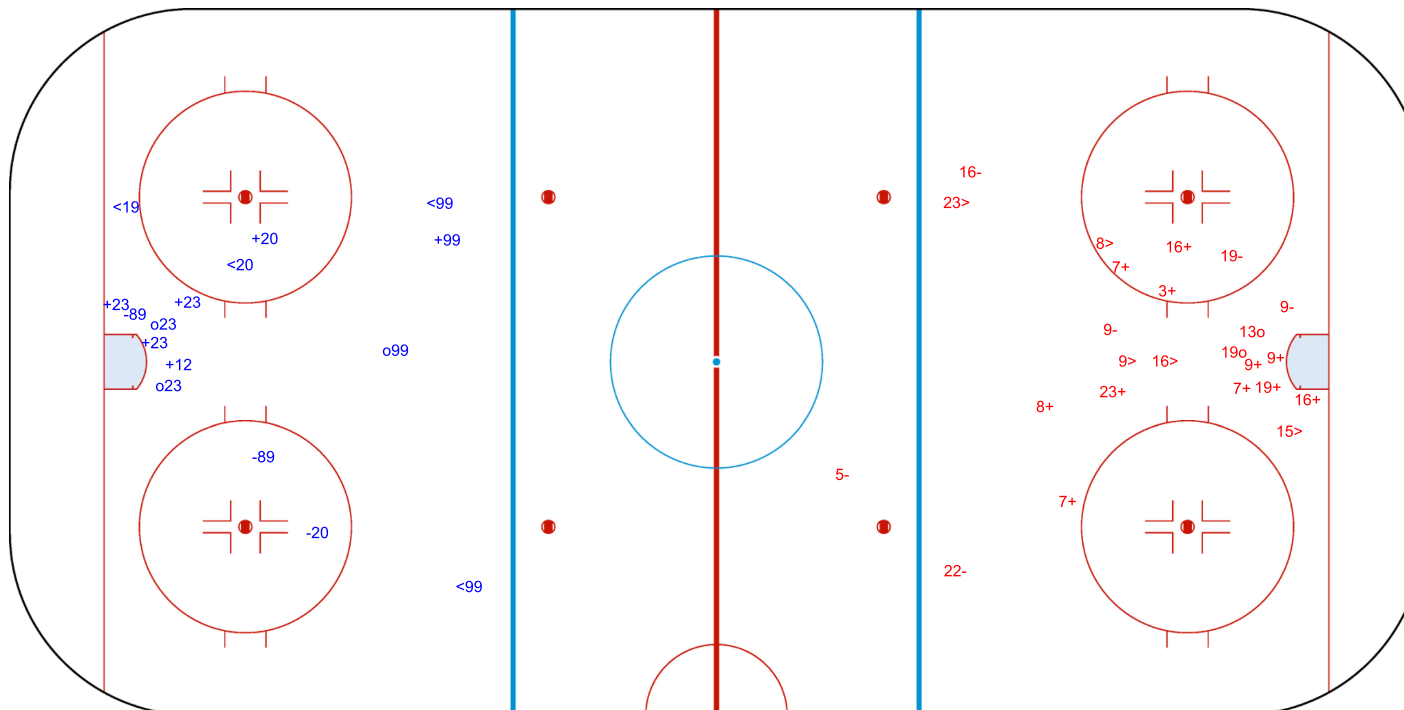
SSG (+): 11

SSP (>): 5

SPG (-): 6



GK 44 of KUW






Shots by TKM

Goals (o): 0

SSG (+): 13

SSP (<): 3

SPG (-): 7



GK 44 of KUW



3rd Period




Shots by KUW

Goals (o): 2

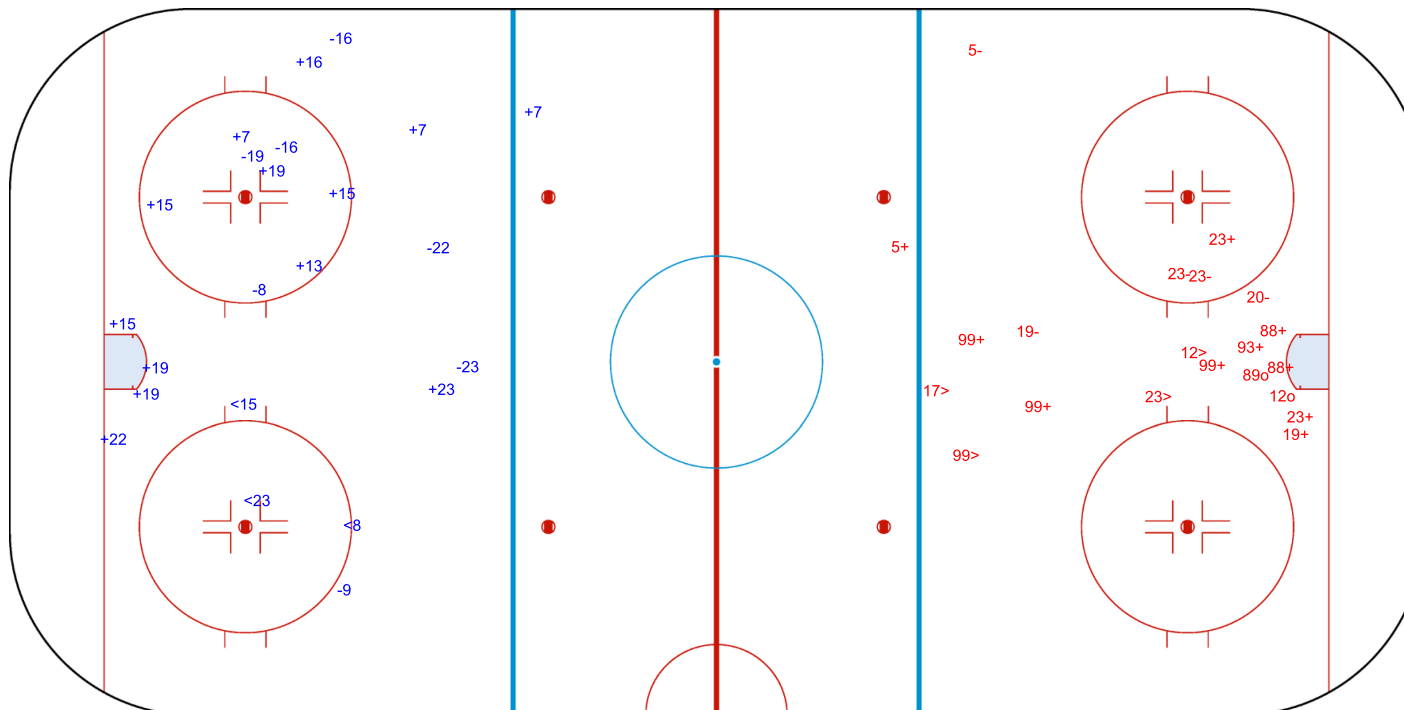
SSG (+): 10

SSP (>): 4

SPG (-): 5



GK 20 of TKM



Legend:

GK

Goalkeeper

SPG

Shots past goal

SSG

Shots saved by goalkeeper

SSP

Shots saved by player

Timing & Results provided by BORNAN

Face-off Chart

争球表

KUW - TKM

1st PERIOD

	KUW		TKM		Neutral zone		KUW		TKM		Total wins all zones	
	Def. zone	Att. zone	Def. zone	Att. zone	Def. zone	Att. zone	Def. zone	Att. zone	Def. zone	Att. zone	KUW	TKM
Total wins / period	- 89	+ 19	- 89	+ 9	+ 89	- 19	- 19	+ 9	- 19	+ 19	8 / 47%	9 / 53%
	- 89	+ 9	- 19	+ 25	- 19	+ 9	- 89	+ 19	+ 19	- 19		
	+ 89	- 9	+ 19	- 21	+ 89	- 25	+ 19	+ 19	+ 19	- 9		
			- 19	+ 19	- 19	+ 19	+ 19	- 9	- 19	+ 19		
			+ 19	- 15	+ 89	- 9	- 19	+ 19				
	1 / 33%	2 / 67%	5 / 63%	3 / 37%	2 / 33%	4 / 67%						

2nd PERIOD

	KUW		TKM		Neutral zone		KUW		TKM		Total wins all zones	
	Def. zone	Att. zone	Def. zone	Att. zone	Def. zone	Att. zone	Def. zone	Att. zone	Def. zone	Att. zone	KUW	TKM
Total wins / period	- 19	+ 9	+ 89	- 19	+ 89	- 9	+ 89	- 21	+ 89	- 19	13 / 62%	8 / 38%
	- 19	+ 9	+ 19	- 9	+ 89	+ 19	+ 89	- 9	+ 89	- 19		
	- 19	+ 19	- 89	- 21	+ 89	- 9	+ 89	- 19	+ 89	- 9		
	- 19	+ 9	- 89	+ 9	+ 89	- 19	+ 19	- 19	- 19	+ 19		
			+ 89	- 19	+ 19	- 9	- 19	+ 19				
	0 / 0%	4 / 100%	7 / 70%	3 / 30%	6 / 86%	1 / 14%						

3rd PERIOD

	KUW		TKM		Neutral zone		KUW		TKM		Total wins all zones	
	Def. zone	Att. zone	Def. zone	Att. zone	Def. zone	Att. zone	Def. zone	Att. zone	Def. zone	Att. zone	KUW	TKM
Total wins / period	- 19	+ 19	+ 89	- 19	+ 89	- 19	+ 89	- 19	+ 89	- 19	9 / 47%	10 / 53%
	+ 89	- 21	- 19	+ 19	- 19	+ 9	+ 89	- 19	- 19	+ 19		
	- 89	+ 19	- 19	+ 9	- 19	+ 9	+ 19	- 21	+ 19	- 9		
	- 19	+ 19	+ 19	- 9	+ 89	- 19	+ 19	- 9	- 89	+ 9		
	- 89	+ 19	+ 89	- 9	- 19	+ 19						
	1 / 20%	4 / 80%	4 / 50%	4 / 50%	4 / 67%	2 / 33%						

TOTAL



Total wins / game	KUW	TKM	KUW	TKM	KUW	TKM	Total wins all zones	
	Def. zone	Att. zone	Neutral zone		Att. zone	Def. zone		
							KUW	TKM
	2 / 17%	10 / 83%	16 / 62%	10 / 38%	12 / 63%	7 / 37%	30 / 53%	27 / 47%

HEAD TO HEAD

TKM											
No.	9	15	19	21	25	Tot.	wins KUW	Dz	Nz	Az	
KUW	19	5 - 7	1 - 0	2 - 11	2 - 0	0 - 1	29	10 34%	0 0%	5 38%	5 50%
	89	6 - 3		10 - 5	3 - 0	1 - 0	28	20 71%	2 33%	11 85%	7 78%
	Tot.	21	1	28	5	2	57	30 53%	2 17%	16 62%	12 63%
	wins TKM	10 48%	0 0%	16 57%	0 0%	1 50%	27 47%				
	Dz	1 20%		6 50%	0 0%		7 37%				
	Nz	5 45%	0 0%	4 40%	0 0%	1 50%	10 38%				
	Az	4 80%		6 100%	0 0%		10 83%				

Legend:

Az Attacking zone Dz Defending zone No. Jersey number Nz Neutral zone Tot. Total face-offs played

Game Roster

比赛名单

HKG - KGZ

Referees

BORYAYEV Anton (KAZ) , LIU Jiaqi (CHN)

Linespersons

CHI Hongda (CHN) , CHOI Doyeon (KOR)

Goalkeepers

Team: HKG

No.	Name	GP	MIP	GA	SVS	SOG	SVS%	GAA
1	LAM Tsz Wing David	2	20:00	1	3	4	75.00	3.00
20	GAN Michael Xy Kam	1	31:59	0	0	0	0.00	0.00
33	CHEUNG Ching Ho	3	128:01	1	29	30	96.67	0.47

Team Roster

Team: HKG (Red)

No.	Pos.	Name	GP	G	A	PTS	PIM	+/-
1	GK	LAM Tsz Wing David	2	0	0	0	0	
2	D	LEUNG Tony	3	1	3	4	2	+11
3	F	TO Hei Yu	3	0	3	3	0	+7
4	D	CHAN Ho Pong	3	2	2	4	0	+9
5	F	TONG Maxwell Wai Hin	3	11	8	19	4	+18
6	F	WANG Tsan Lam	3	4	1	5	0	+7
7	D	LEE Ryan Yuen Chong	3	4	5	9	0	+14
8	D	WONG Yin Hay Yannick	3	1	2	3	0	+15
9	F	CHU Ryan Chak Hay	3	9	10	19	0	+24
10	F	TANG Bryan	3	12	11	23	0	+25
11	D	WONG Ka Ho	3	1	2	3	0	+19
16	F	YAM Yau	3	2	8	10	6	+13
17	D	YUEN Howard Ho Yeung	3	0	2	2	6	+13
19	F	CHENG Chung Pan Justin	3	2	9	11	6	+13
20	GK	GAN Michael Xy Kam	1	0	0	0	0	
22	D	YAM Yi	1	0	0	0	0	+5
23	F	TANG Shin Ming Jasper	3	3	7	10	0	+12
27	F	NGAN Cheuk Long	3	2	2	4	0	+7
28	F	MAK Randolph Dash	3	3	4	7	4	+16
33	GK	CHEUNG Ching Ho	3	0	0	0	0	
55	F	SHAM Alvin Cheuk Him	3	0	3	3	4	+7
88	F	ELMER Colby Ruben	3	3	4	7	8	+8
91	F	SHUM Michael Lee Heng	2	1	3	4	2	+10

Head Coach: DURANT Carey Richard

Team: KGZ

No.	Name	GP	MIP	GA	SVS	SOG	SVS%	GAA
1	VASILEV Artem	3	115:42	2	9	11	81.82	1.04
20	MARAIMBEKOV Arslan	3	63:06	8	14	22	63.64	7.61

Team: KGZ (White)

No.	Pos.	Name	GP	G	A	PTS	PIM	+/-
1	GK	VASILEV Artem	3	0	0	0	2	
3	D	LESHCHENKO Egor	3	1	2	3	5	+8
4	D	KACHKYNBEKOV Adis	3	2	2	4	2	+12
5	D	NURALIEV Adilet	3	1	6	7	0	+8
6	F	TITOV Aleksandr	3	5	7	12	0	+13
10	D	EGOROV Maksim	3	3	4	7	2	+15
11	D	ISAMATOV Ernazar	2	0	1	1	0	+4
12	F	MAKSATBEKOV Belek	3	2	0	2	0	+5
13	F	BEKMURATOV Adil	3	2	7	9	0	+13
14	F	MIRBEKOV Ersultan	3	5	11	16	0	+15
15	F	ABDYRAEV Islambek	3	5	10	15	0	+15
16	D	TERENTYEV Kuzma	3	0	6	6	0	+12
17	D	KUDASHEV Anton	3	0	0	0	0	0
18	F	BEM Zakhar	3	1	2	3	0	+3
19	F	ISMANOV Sultan	3	5	7	12	2	+15
20	GK	MARAIMBEKOV Arslan	3	0	0	0	0	
21	F	SEIFULOV Mamed	3	11	9	20	0	+17
22	D	POPOV Denis	3	5	4	9	2	+11
24	F	SUPOKHUNOV Tair	3	1	4	5	0	+6

Head Coach: CHEKANOV Mikhail

Legend:

+/-	Plus/minus net	A	Assists	D	Defender	F	Forward
G	Goals	GA	Goals against	GAA	Goals against as average per 60 minutes	GK	Goalkeeper
GP	Games played	MIP	Minutes and seconds played	No.	Jersey number	PIM	Penalties in minutes
Pos.	Position	PTS	Points	SOG	Shots on goal	SVS	Saves
SVS%	Saves in percentage						

Line-Ups 阵容

HKG - KGZ

Referees

BORYAYEV Anton (KAZ), LIU Jiaqi (CHN)

Linespersons

CHI Hongda (CHN), CHOI Doyeon (KOR)

Goalkeepers

Team: HKG

No.	Name
20	GAN Michael Xy Kam
33	CHEUNG Ching Ho

Team: KGZ

No.	Name
1	VASILEV Artem
20	MARAIMBEKOV Arslan

Team Line-ups

Team: HKG (Red)

No.	Pos.	Name
7	D	LEE Ryan Yuen Chong
6	F	WANG Tsan Lam
19	F	CHENG Chung Pan Justin +A
28	F	MAK Randolph Dash
88	F	ELMER Colby Ruben
11	D	WONG Ka Ho +A
17	D	YUEN Howard Ho Yeung
5	F	TONG Maxwell Wai Hin
9	F	CHU Ryan Chak Hay
91	F	SHUM Michael Lee Heng
4	D	CHAN Ho Pong
22	D	YAM Yi
3	F	TO Hei Yu
27	F	NGAN Cheuk Long
55	F	SHAM Alvin Cheuk Him
2	D	LEUNG Tony +C
8	D	WONG Yin Hay Yannick

Head Coach: DURANT Carey Richard

Team: KGZ (White)

No.	Pos.	Name
11	D	ISAMATOV Ernazar
16	D	TERENTYEV Kuzma +C
6	F	TITOV Aleksandr
15	F	ABDYRAEV Islambek +A
21	F	SEIFULOV Mamed
10	D	EGOROV Maksim
22	D	POPOV Denis
13	F	BEKMURATOV Adil
14	F	MIRBEKOV Ersultan
19	F	ISMANOV Sultan
3	D	LESHCHENKO Egor
4	D	KACHKYNBEKOV Adis
12	F	MAKSATBEKOV Belek
18	F	BEM Zakhar
24	F	SUPOKHUNOV Tair
5	D	NURALIEV Adilet
17	D	KUDASHEV Anton +A

Head Coach: CHEKANOV Mikhail

NOT DRESSED:

1	GK	LAM Tsz Wing David
10	F	TANG Bryan
16	F	YAM Yau
23	F	TANG Shin Ming Jasper

Legend:

+A	Alternate Captain	+C	Captain	D	Defender	F	Forward
No.	Jersey number	Pos.	Position				

Graphical Line-ups

阵容图

HKG - KGZ

Referees

BORYAYEV Anton (KAZ) , LIU Jiaqi (CHN)

Linespersons

CHI Hongda (CHN) , CHOI Doyeon (KOR)

Team: HKG - Hong Kong, China (Red)

Head Coach: DURANT Carey Richard

S1 33 CHEUNG Ching Ho		
20 GAN Michael Xy Kam		
S4 6 WANG Tsan Lam	S5 19 CHENG Chung Pan Justin +A	S6 88 ELMER Colby Ruben
S3 28 MAK Randolph Dash		S2 7 LEE Ryan Yuen Chong
91 SHUM Michael Lee Heng	5 TONG Maxwell Wai Hin	9 CHU Ryan Chak Hay
11 WONG Ka Ho +A		17 YUEN Howard Ho Yeung
27 NGAN Cheuk Long	55 SHAM Alvin Cheuk Him	3 TO Hei Yu
22 YAM Yi		4 CHAN Ho Pong
2 LEUNG Tony +C		8 WONG Yin Hay Yannick

Team: KGZ - Kyrgyzstan (White)

Head Coach: CHEKANOV Mikhail

S1 1 VASILEV Artem		
20 MARAIMBEKOV Arslan		
S6 21 SEIFULOV Mamed	S5 15 ABDYRAEV Islambek +A	S4 6 TITOV Aleksandr
S3 16 TEREITYEV Kuzma +C		S2 11 ISAMATOV Ernazar
13 BEKMURATOV Adil	14 MIRBEKOV Ersultan	19 ISMANOV Sultan
22 POPOV Denis		10 EGOROV Maksim
24 SUPOKHUNOV Tair	18 BEM Zakhar	12 MAKSATBEKOV Belek
3 LESHCHENKO Egor		4 KACHKYNBEKOV Adis
5 NURALIEV Adilet		17 KUDASHEV Anton +A

Legend:

+A Alternate Captain

+C Captain

Sn

Starting position

Timing & Results provided by BORNAN



Game Summary
比赛总结

HKG - KGZ 5 - 6 (2 - 0 , 2 - 3 , 1 - 2 , 0 - 1)

Spectators	Referees	Linespersons
1136	BORYAYEV Anton (KAZ) , LIU Jiaqi (CHN)	CHI Hongda (CHN) , CHOI Doyeon (KOR)

Team Statistics

Period	Score	SVS	SOG	PIM	TPP	PPG	SHG
1	2 : 0	20 : 8	10 : 20	6 : 0	00:00 : 06:00	0 : 0	0 : 0
2	2 : 3	11 : 3	5 : 14	4 : 2	00:00 : 02:00	0 : 0	0 : 0
3	1 : 2	13 : 5	6 : 15	2 : 4	03:29 : 01:59	1 : 0	0 : 0
OT	0 : 1	0 : 0	0 : 1	0 : 0	00:00 : 00:00	0 : 0	0 : 0
Total	5 : 6	44 : 16	21 : 50	12 : 6	03:29 : 09:59	1 : 0	0 : 0

1st Period

Action	Time	ET/Res	Team	Type	No.	Name	(G)	Name of Assistant(s) / Action Description
GK	00:00		HKG		33	CHEUNG Ching Ho		- Goalkeeper in
GK	00:00		KGZ		1	VASILEV Artem		- Goalkeeper in
Penalty	01:19	03:19	HKG	2 min.	17	YUEN HHY		- Tripping
GK	05:10		HKG		20	GAN Michael Xy Kam		- Goalkeeper in
								33 CHEUNG Ching Ho - Goalkeeper out
Penalty	08:32	10:32	HKG	2 min.	88	ELMER Colby Ruben		- Tripping
GK	08:32		HKG		33	CHEUNG Ching Ho		- Goalkeeper in
								20 GAN Michael Xy Kam - Goalkeeper out
Penalty	11:18	13:18	HKG	2 min.	91	SHUM MLH		- Tripping
Goal	15:58	1 : 0	HKG	EQ	91	SHUM MLH	(2)	9 CHU Ryan Chak Hay On Ice HKG 33 5 7 9 28 91 28 MAK Randolph Dash KGZ 1 10 13 14 19 22
Goal	19:12	2 : 0	HKG	EQ	9	CHU Ryan Chak Hay	(10)	91 SHUM MLH On Ice HKG 33 5 7 9 28 91 KGZ 1 6 11 15 16 21

2nd Period

Action	Time	ET/Res	Team	Type	No.	Name	(G)	Name of Assistant(s) / Action Description
Goal	23:36	2 : 1	KGZ	EQ	14	MIRBEKOV Ersultan	(6)	On Ice HKG 33 5 9 11 17 91 KGZ 1 10 13 14 19 22
Goal	28:54	2 : 2	KGZ	EQ	19	ISMANOV Sultan	(6)	10 EGOROV Maksim On Ice HKG 33 6 7 11 19 88 14 MIRBEKOV Ersultan KGZ 1 3 10 13 14 19
Goal	29:08	3 : 2	HKG	EQ	5	TONG MWH	(12)	9 CHU Ryan Chak Hay On Ice HKG 33 5 9 17 28 91 91 SHUM MLH KGZ 1 3 10 13 14 19
GK	31:54		KGZ		20	MARAIMBEKOV Arslan		- Goalkeeper in
Goal	33:16	4 : 2	HKG	EQ	9	CHU Ryan Chak Hay	(11)	1 VASILEV Artem - Goalkeeper out On Ice HKG 33 6 7 9 19 28 KGZ 20 6 10 11 15 21
GK	33:16		KGZ		1	VASILEV Artem		- Goalkeeper in
								20 MARAIMBEKOV Arslan - Goalkeeper out
Penalty	35:11	37:11	KGZ	2 min.	6	TITOV Aleksandr		- Roughing
Penalty	35:11	37:11	HKG	2 min.	91	SHUM MLH		- Tripping
Penalty	36:21	38:21	HKG	2 min.	88	ELMER Colby Ruben		- Slashing
Goal	39:46	4 : 3	KGZ	EQ	14	MIRBEKOV Ersultan	(7)	12 MAKSATBEKOV On Ice HKG 33 8 9 11 17 19 Belek KGZ 1 11 12 14 16 21 11 ISAMATOV Ernazar

3rd Period

Action	Time	ET/Res	Team	Type	No.	Name	(G)	Name of Assistant(s) / Action Description
Penalty	44:00	46:00	HKG	2 min.	5	TONG MWH		- Hooking
Penalty	45:59	47:59	KGZ	2 min.	15	ABDYRAEV Islambek		- High Sticking
Goal	54:25	4 : 4	KGZ	EQ	15	ABDYRAEV Islambek	(6)	6 TITOV Aleksandr On Ice HKG 33 3 7 9 19 28 16 TERYTYEV Kuzma KGZ 1 6 11 15 16 21
Penalty	55:30	57:00	KGZ	2 min.	15	ABDYRAEV Islambek		- High Sticking
Time-out	55:30		HKG					
Goal	57:00	5 : 4	HKG	PP1	88	ELMER Colby Ruben	(4)	5 TONG MWH On Ice HKG 33 5 9 19 28 88 9 CHU Ryan Chak Hay KGZ 1 6 11 16 21 *



MON 10 FEB 2025
Start Time 21:00
End Time 23:23

Men
男子

Quarterfinals Ranking, Game 31
晋级赛, 比赛 31



Action	Time	ET/Res	Team	Type	No.	Name	(G)	Name of Assistant(s) / Action Description
Time-out	57:00		KGZ					
Goal	58:10	5 : 5	KGZ	EQ	6	TITOV Aleksandr	(6)	21 SEIFULOV Mamed On Ice HKG 33 3 7 28 88 91 11 ISAMATOV Ernazar KGZ 1 6 11 15 16 21

Overtime

Action	Time	ET/Res	Team	Type	No.	Name	(G)	Name of Assistant(s) / Action Description
Goal	62:27	5 : 6	KGZ	EQ	15	ABDYRAEV Islambek	(7)	16 TERYTYEV Kuzma On Ice HKG 33 9 19 28 21 SEIFULOV Mamed KGZ 1 15 16 21
GK	62:27		HKG					33 CHEUNG Ching Ho - Goalkeeper out
GK	62:27		KGZ					1 VASILEV Artem - Goalkeeper out

Goalkeeper Records

Team : HKG - Hong Kong, China

Team : KGZ - Kyrgyzstan

No.	Name	SOG	SVS	MIP	No.	Name	SOG	SVS	MIP
33	CHEUNG Ching Ho	48	42	59:05	1	VASILEV Artem	20	16	61:05
20	GAN Michael Xy Kam	2	2	03:22	20	MARAIMBEKOV Arslan	1	0	01:22

Game Statistics

Team : HKG (Red)

Head Coach : DURANT Carey Richard										Shots on Goal					Time on Ice										
No.	Pos.	Name	G	A	P	PIM	FO+	FO-	FO+/-	FO%	1	2	3	OT	TS	+/-	1	2	3	OT	TOT	SHF	AVG		
6	F	WANG Tsan Lam	0	0	0	0	0	0	0	0.00	0	0	0	0	0	0	5:58	6:13	0:49	0:00	13:00	14	0:55		
7	D	LEE Ryan Yuen Chong	0	0	0	0	0	0	0	0.00	0	0	0	0	0	0	7:33	9:31	9:19	0:56	27:19	24	1:08		
19	F	CHENG Chung Pan Justin +A	0	0	0	0	10	11	-1	47.62	1	0	1	0	2	-3	9:05	9:26	9:49	1:27	29:47	28	1:03		
28	F	MAK Randolph Dash	0	1	1	0	1	1	0	50.00	0	0	0	0	0	+1	6:08	10:38	11:40	1:31	29:57	25	1:11		
88	F	ELMER Colby Ruben	1	0	1	4	0	0	0	0.00	3	0	2	0	5	-2	6:12	8:27	8:07	0:51	23:37	23	1:01		
5	F	TONG Maxwell Wai Hin	1	1	2	2	9	13	-4	40.91	1	1	2	0	4	+2	5:14	5:37	12:26	0:41	23:58	25	0:57		
9	F	CHU Ryan Chak Hay	2	3	5	0	0	0	0	0.00	1	3	0	0	4	0	5:16	6:26	12:17	1:55	25:54	28	0:55		
11	D	WONG Ka Ho +A	0	0	0	0	0	1	-1	0.00	0	0	0	0	0	-3	6:32	4:36	3:13	0:00	14:21	16	0:53		
17	D	YUEN Howard Ho Yeung	0	0	0	2	0	1	-1	0.00	0	0	0	0	0	-1	5:03	3:24	1:16	0:00	9:43	11	0:53		
91	F	SHUM Michael Lee Heng	1	2	3	4	0	0	0	0.00	1	0	0	0	1	+1	3:13	4:49	8:50	0:00	16:52	22	0:46		
3	F	TO Hei Yu	0	0	0	0	0	0	0	0.00	0	1	0	0	1	-2	6:38	4:08	2:59	0:00	13:45	18	0:45		
4	D	CHAN Ho Pong	0	0	0	0	0	1	-1	0.00	2	0	1	0	3	0	6:29	5:35	6:23	0:00	18:27	18	1:01		
22	D	YAM Yi	0	0	0	0	0	0	0	0.00	0	0	0	0	0	0	4:43	4:18	4:30	0:00	13:31	16	0:50		
27	F	NGAN Cheuk Long	0	0	0	0	0	0	0	0.00	1	0	0	0	1	0	5:45	5:36	4:39	0:00	16:00	18	0:53		
55	F	SHAM Alvin Cheuk Him	0	0	0	0	6	8	-2	42.86	0	0	0	0	0	0	6:12	4:55	1:43	0:00	12:50	16	0:48		
2	D	LEUNG Tony +C	0	0	0	0	0	0	0	0.00	0	0	0	0	0	0	2:00	1:07	0:00	0:00	3:07	4	0:46		
8	D	WONG Yin Hay Yannick	0	0	0	0	0	0	0	0.00	0	0	0	0	0	-1	1:59	3:14	0:00	0:00	5:13	6	0:52		
20	GK	GAN Michael Xy Kam	0	0	0	0					0	0	0	0	0										
33	GK	CHEUNG Ching Ho	0	0	0	0					0	0	0	0	0										
Total			5	7	12	12	26	36	-10	41.94	10	5	6	0	21										

Team : KGZ (White)

Head Coach : CHEKANOV Mikhail										Shots on Goal					Time on Ice									
No.	Pos.	Name	G	A	P	PIM	FO+	FO-	FO+/-	FO%	1	2	3	OT	TS	+/-	1	2	3	OT	TOT	SHF	AVG	
6	F	TITOV Aleksandr	1	1	2	2	0	0	0	0.00	4	1	5	0	10	0	8:57	8:41	11:45	0:00	29:23	25	1:10	
11	D	ISAMATOV Ernazar	0	2	2	0	0	0	0	0.00	2	1	2	0	5	+1	9:44	12:08	12:20	1:01	35:13	27	1:18	
15	F	ABDYRAEV Islambek +A	2	0	2	4	18	9	9	66.67	3	2	3	1	9	+1	9:28	10:51	10:04	1:29	31:52	29	1:05	
16	D	TERENTYEV Kuzma +C	0	2	2	0	0	0	0	0.00	0	0	1	0	1	+3	8:41	10:23	11:06	1:26	31:36	29	1:05	
21	F	SEIFULOV Mamed	0	2	2	0	0	1	-1	0.00	5	3	2	0	10	+2	9:53	12:27	11:52	1:32	35:44	29	1:13	
10	D	EGOROV Maksim	0	1	1	0	0	0	0	0.00	3	2	1	0	6	-1	7:08	8:21	8:38	0:55	25:02	27	0:55	
13	F	BEKMURATOV Adil	0	0	0	0	0	0	0	0.00	1	1	0	0	2	0	6:33	6:18	6:53	0:00	19:44	25	0:47	
14	F	MIRBEKOV Ersultan	2	1	3	0	9	12	-3	42.86	1	2	0	0	3	+1	6:38	7:40	7:43	0:58	22:59	26	0:53	
19	F	ISMANOV Sultan	1	0	1	0	5	1	4	83.33	0	2	0	0	2	0	7:28	7:37	8:14	0:00	23:19	26	0:53	
22	D	POPOV Denis	0	0	0	0	0	0	0	0.00	0	0	0	0	0	0	6:54	6:25	7:55	0:00	21:14	24	0:53	
3	D	LESHCHENKO Egor	0	0	0	0	0	0	0	0.00	0	0	0	0	0	0	3:42	2:31	0:00	0:00	6:13	10	0:37	

Timing & Results provided by BORNAN



MON 10 FEB 2025
Start Time 21:00
End Time 23:23

Men
男子
Quarterfinals Ranking, Game 31
晋级赛, 比赛 31

Head Coach : CHEKANOV Mikhail										Shots on Goal					Time on Ice									
No.	Pos.	Name	G	A	P	PIM	FO+	FO-	FO+/-	FO%	1	2	3	OT	TS	+/-	1	2	3	OT	TOT	SHF	AVG	
4	D	KACHKYNBEKOV Adis	0	0	0	0	0	0	0	0.00	0	0	1	0	1	0	3:50	1:29	0:00	0:00	5:19	7	0:45	
12	F	MAKSATBEKOV Belek	0	1	1	0	4	3	1	57.14	0	0	0	0	0	+1	3:54	2:24	0:00	0:00	6:18	8	0:47	
18	F	BEM Zakhar	0	0	0	0	0	0	0	0.00	0	0	0	0	0	0	0:00	0:00	0:00	0:00	0:00	0	0:00	
24	F	SUPOKHUNOV Tair	0	0	0	0	0	0	0	0.00	1	0	0	0	1	0	3:23	1:15	0:00	0:00	4:38	7	0:39	
5	D	NURALIEV Adilet	0	0	0	0	0	0	0	0.00	0	0	0	0	0	0	3:47	1:30	0:00	0:00	5:17	7	0:45	
17	D	KUDASHEV Anton +A	0	0	0	0	0	0	0	0.00	0	0	0	0	0	0	0:00	0:00	0:00	0:00	0:00	0	0:00	
1	GK	VASILEV Artem	0	0	0	0					0	0	0	0	0	0								
20	GK	MARAIMBEKOV Arslan	0	0	0	0					0	0	0	0	0	0								
Total			6	10	16	6	36	26	10	58.06	20	14	15	1	50									

Legend:							
(G)	Goals in tournament	*	Does not count for Plus/minus	+/-	Plus/minus net	+A	Alternate Captain
+C	Captain	A	Assists	AVG	Average time on ice / shift	D	Defender
EQ	Equal strength	ET/Res	Penalty end time/Result of game	F	Forward	FO%	Face-offs won as percentage
FO+	Face-offs won	FO-	Face-offs lost	FO+/-	Face-offs net	G	Goals
GK	Goalkeeper	MIP	Minutes in play (GK)	No.	Jersey number	OT	Overtime
P	Points	PIM	Penalties in minutes	Pos.	Position	PP1	Power play - 1 player
PPG	Power play goals	SHF	Number of shifts	SHG	Shorthanded goals	SOG	Shots on goal
SVS	Saves	TOT	Total	TPP	Time on power play	TS	Total shots

Shot Chart

射门表


HKG - KGZ

Shots by KGZ

Goals (o): 0 SSG (+): 20
SSP (<): 13 SPG (-): 10



GK 20 of HKG



GK 33 of HKG




1st Period

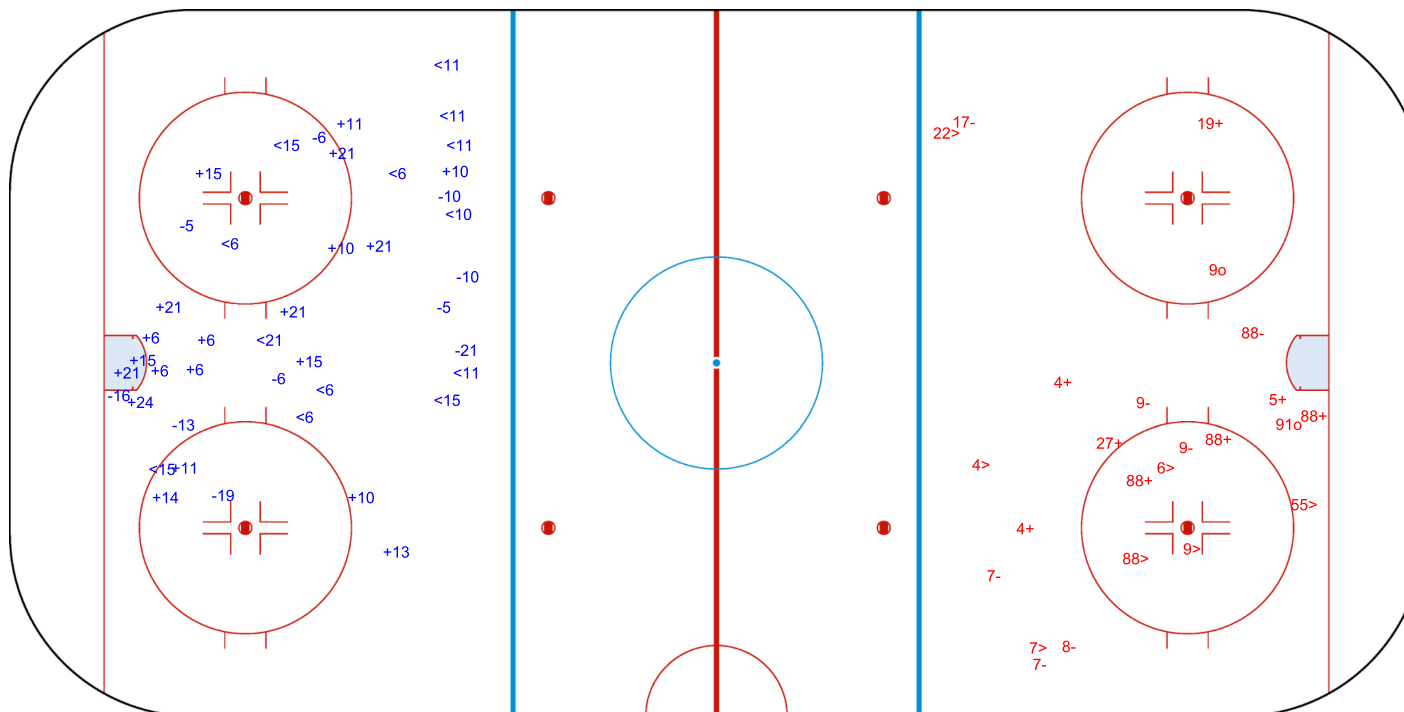


Shots by HKG

Goals (o): 2 SSG (+): 8
SSP (>): 7 SPG (-): 7



GK 1 of KGZ





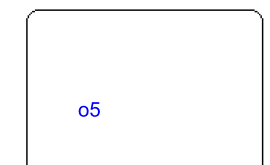
Shots by HKG

Goals (o): 2

SSG (+): 3

SSP (<): 2

SPG (-): 4



GK 1 of KGZ



GK 20 of KGZ



2nd Period



Shots by KGZ

Goals (o): 3

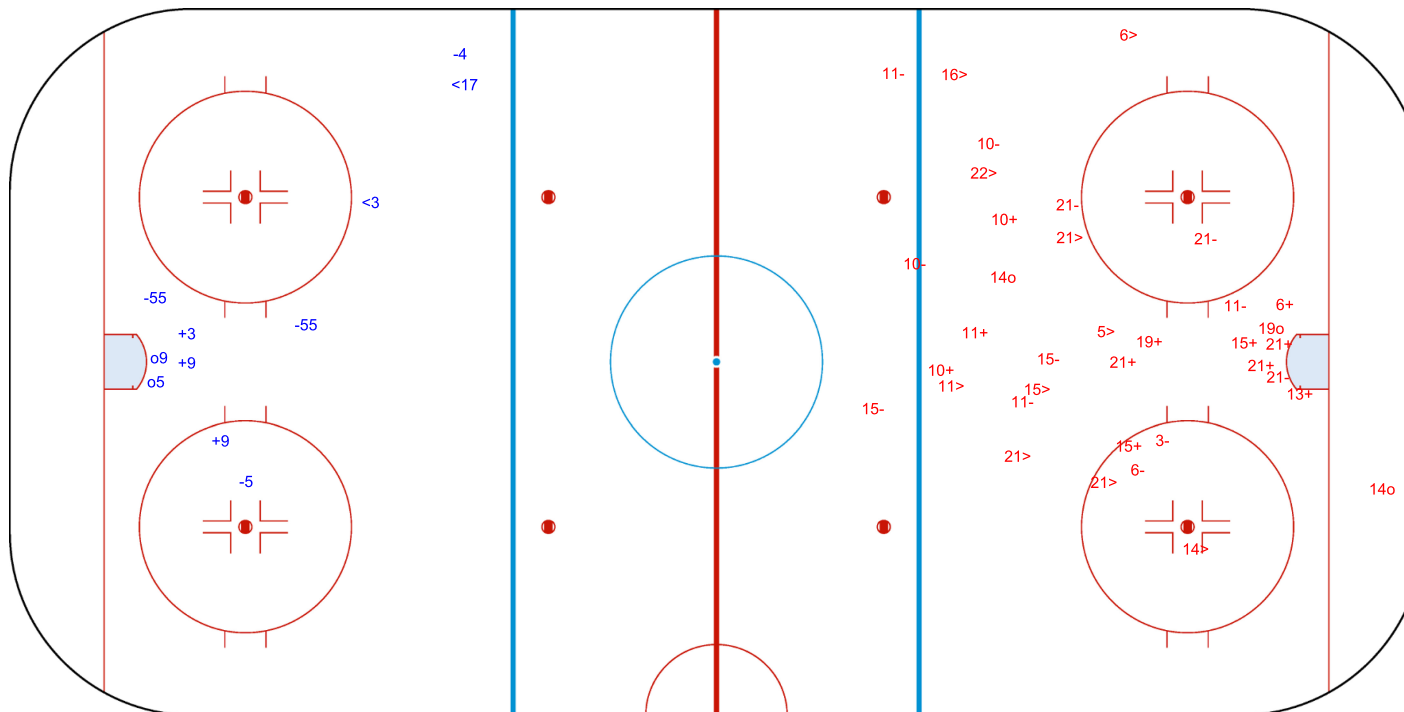
SSG (+): 11

SSP (>): 10

SPG (-): 12



GK 33 of HKG





Shots by KGZ

Goals (o): 2

SSG (+): 13

SSP (<): 7

SPG (-): 6

o15

o6

GK 33 of HKG



3rd Period



Shots by HKG

Goals (o): 1

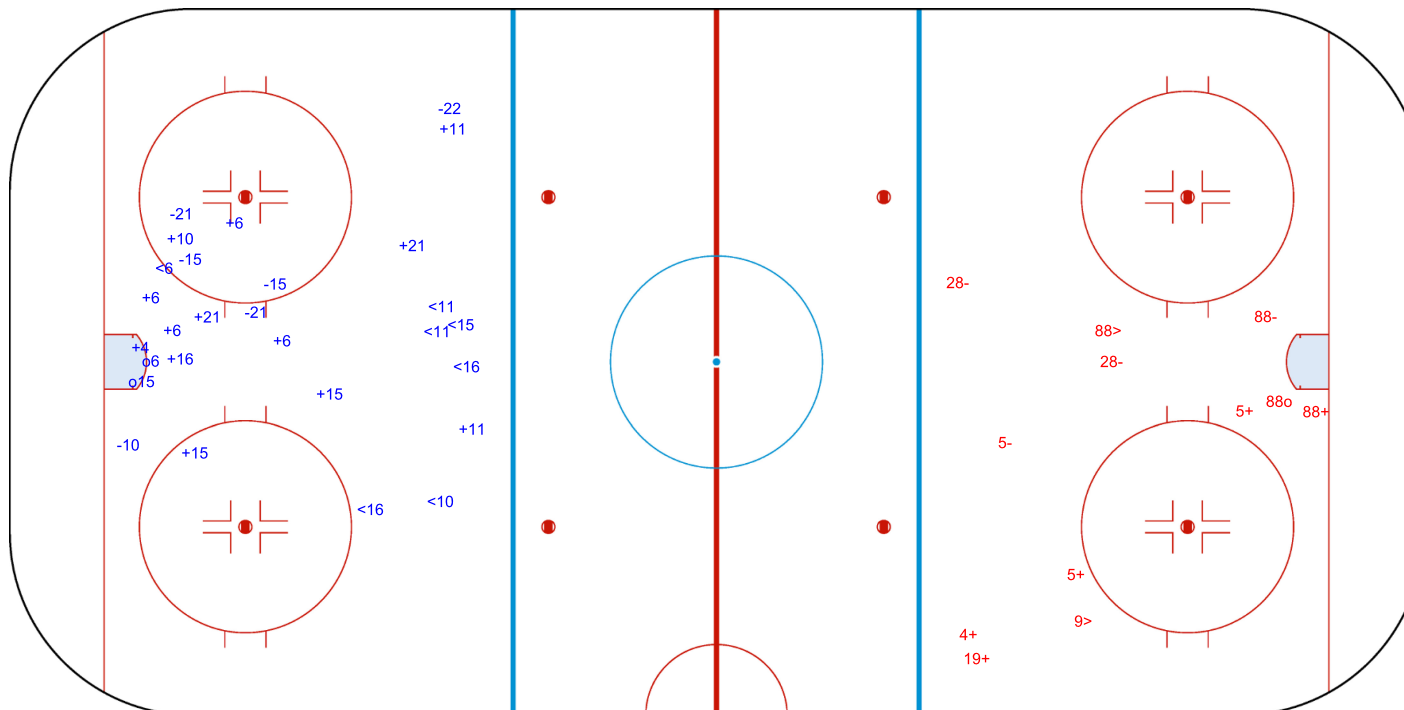
SSG (+): 5

SSP (>): 2

SPG (-): 4

o88

GK 1 of KGZ





Shots by KGZ
Goals (o): 1
SSP (<): 0
SSG (+): 0
SPG (-): 0



GK 33 of HKG



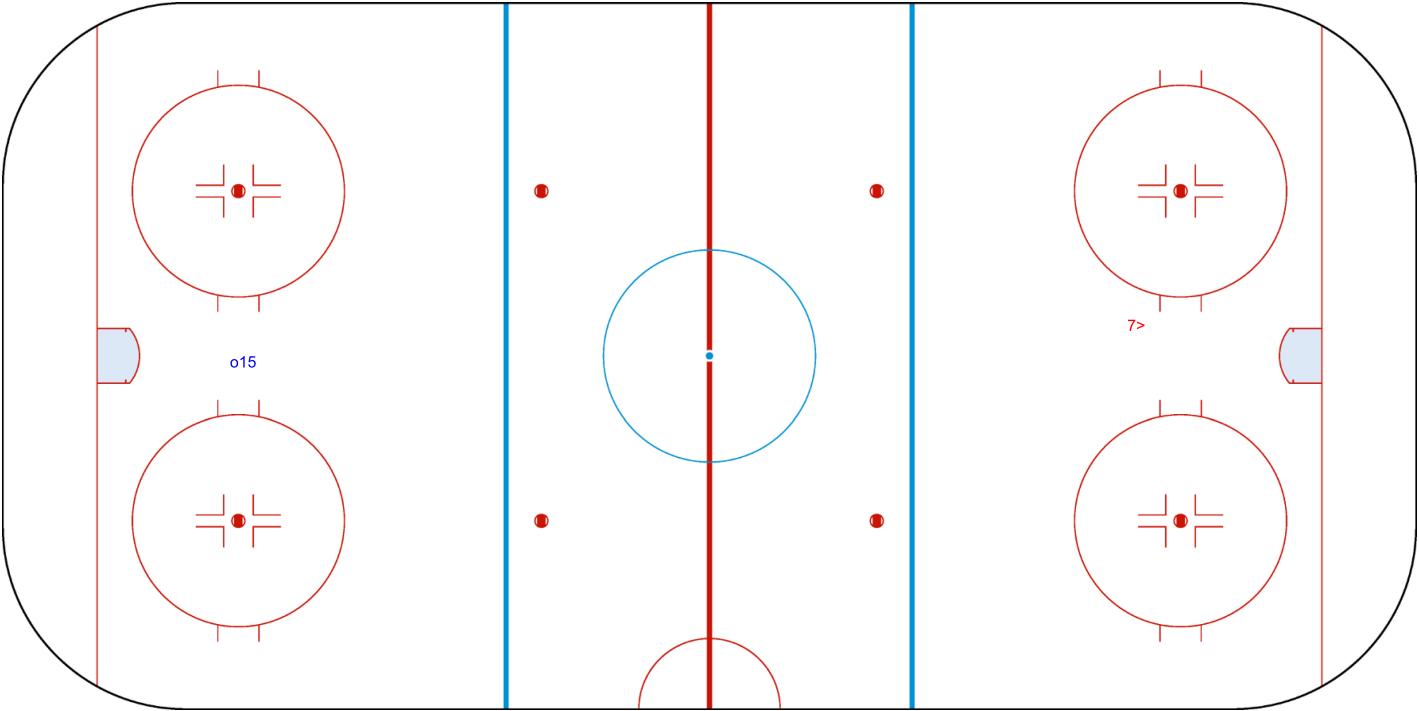
Overtime



Shots by HKG
Goals (o): 0
SSP (>): 1
SSG (+): 0
SPG (-): 0



GK 1 of KGZ



Legend:							
GK	Goalkeeper	SPG	Shots past goal	SSG	Shots saved by goalkeeper	SSP	Shots saved by player

Face-off Chart

争球表

HKG - KGZ

1st PERIOD

	HKG		KGZ		HKG		KGZ		HKG		KGZ		
	Def. zone	Att. zone	Def. zone	Att. zone	Neutral zone		Def. zone	Att. zone	Att. zone	Def. zone	Att. zone	Def. zone	
	- 28	+ 19			+ 19	- 15			- 55	+ 14			
	+ 28	- 12			+ 5	- 14			- 5	+ 12			
	- 19	+ 15			- 19	+ 15			+ 19	- 12			
	- 17	+ 15			- 55	+ 15			+ 5	- 14			
	- 4	+ 15							+ 19	- 14			
	- 55	+ 19											
	- 55	+ 15											
	+ 55	- 15											
Total wins / period	2 / 25%	6 / 75%			2 / 50%	2 / 50%			3 / 60%	2 / 40%			
Total wins all zones													
	HKG		KGZ										
	7 / 41%		10 / 59%										

2nd PERIOD

	HKG		KGZ		HKG		KGZ		HKG		KGZ		
	Def. zone	Att. zone	Def. zone	Att. zone	Neutral zone		Def. zone	Att. zone	Att. zone	Def. zone	Att. zone	Def. zone	
	+ 55	- 15			+ 19	- 15			+ 55	- 14			
	- 19	+ 19			+ 19	- 15			- 55	+ 14			
	- 55	+ 12			- 5	+ 14			- 55	+ 15			
	- 19	+ 15			- 5	+ 14			+ 55	- 14			
	- 5	+ 15			- 5	+ 15			+ 19	- 15			
	+ 19	- 15			+ 55	- 14							
	- 11	+ 15			+ 5	- 14							
					+ 5	- 15							
					+ 5	- 14							
					- 55	+ 12							
					+ 55	- 12							
					- 19	+ 14							
					- 5	+ 14							
					- 5	+ 14							
Total wins / period	2 / 29%	5 / 71%			7 / 50%	7 / 50%			3 / 60%	2 / 40%			
Total wins all zones													
	HKG		KGZ										
	12 / 46%		14 / 54%										

3rd PERIOD

	HKG		KGZ		HKG		KGZ		HKG		KGZ		
	Def. zone	Att. zone	Def. zone	Att. zone	Neutral zone		Def. zone	Att. zone	Att. zone	Def. zone	Att. zone	Def. zone	
	- 19	+ 12			- 5	+ 15			+ 19	- 14			
	- 19	+ 19			- 5	+ 15			- 19	+ 14			
	- 19	+ 15			+ 5	- 14			- 5	+ 14			
	- 5	+ 15			- 5	+ 15			+ 19	- 21			
	- 5	+ 15			+ 5	- 14							
	- 19	+ 19			+ 19	- 14							
	+ 5	- 19			+ 5	- 15							
Total wins / period	1 / 14%	6 / 86%			4 / 57%	3 / 43%			2 / 50%	2 / 50%			
Total wins all zones													
	HKG		KGZ										
	7 / 39%		11 / 61%										

OVERTIME

Total wins / period	HKG		KGZ		HKG		KGZ		Total wins all zones	
	Def. zone		Att. zone		Neutral zone		Att. zone		Def. zone	
					- 19	+ 15				
	0 / 0%				0 / 0%		1 / 100%		0 / 0%	

TOTAL

Total wins / game	HKG		KGZ		HKG		KGZ		Total wins all zones	
	Def. zone		Att. zone		Neutral zone		Att. zone		Def. zone	
	5 / 23%		17 / 77%		13 / 50%		13 / 50%		8 / 57%	
									6 / 43%	
									26 / 42%	
									36 / 58%	

HEAD TO HEAD

	No.	KGZ				Tot.	wins HKG	Dz	Nz	Az
		12	14	15	19					
HKG	4			0 - 1		1	0 0%	0 0%		
	5	0 - 1	6 - 5	2 - 7	1 - 0	22	9 41%	1 25%	7 47%	1 33%
	11			0 - 1		1	0 0%	0 0%		
	17			0 - 1		1	0 0%	0 0%		
	19	1 - 1	3 - 2	5 - 5	0 - 3	21	10 48%	1 13%	4 57%	5 83%
	28	1 - 0			0 - 1	2	1 50%	1 50%		
	55	1 - 2	3 - 2	2 - 3	0 - 1	14	6 43%	2 40%	2 50%	2 40%
	Tot.	7	21	27	6	62	26 42%	5 23%	13 50%	8 57%
	wins KGZ	4 57%	9 43%	18 67%	5 83%	36 58%				
	Dz	1 50%	4 44%	1 50%		6 43%				
	Nz	1 50%	5 42%	7 58%		13 50%				
	Az	2 67%		10 77%	5 83%	17 77%				

Legend:

Az Attacking zone Dz Defending zone No. Jersey number Nz Neutral zone Tot. Total face-offs played

Game Roster

比赛名单

KAZ - HKG

Referees

CHAE Young Jin (KOR) , YUSOFF Mohamad Faris Hakim Bin (MAS)

Linespersons

LIU Haotian (CHN) , ZHU Jialin (CHN)

Goalkeepers

Team: KAZ

No.	Name	GP	MIP	GA	SVS	SOG	SVS%	GAA
1	AMIRBEKOV Jelal-Ad-Din	3	31:07	0	5	5	100.00	0.00
20	SHUTOV Andrey	4	240:00	3	55	58	94.83	0.75
30	PAVLENKO Maxim	3	28:53	0	4	4	100.00	0.00

Team Roster

Team: KAZ (Blue)

No.	Pos.	Name	GP	G	A	PTS	PIM	+/-
1	GK	AMIRBEKOV Jelal-Ad-Din	3	0	0	0	0	
2	D	BREUS Dmitriy	5	1	3	4	2	+11
3	D	GAITAMIROV Tamirlan	5	1	1	2	4	+10
6	F	BUYALSKIY Andrey	5	2	4	6	0	+7
7	D	DANIYAR Samat	5	1	8	9	0	+10
8	F	OSPANOV Ruslan	5	3	1	4	0	+6
9	D	BUTENKO Danil	5	0	2	2	2	+5
14	F	OMIRBEKOV Alikhan	5	3	5	8	0	+11
15	D	KOROLYOV Artyom	5	1	1	2	2	+7
16	F	BORISSEVICH Alexandr	5	2	4	6	2	+8
17	F	STARCHENKO Roman	5	4	6	10	0	+11
18	F	RYMAREV Yevgeniy	5	4	6	10	0	+11
19	F	GRENTS Dmitriy	5	2	0	2	0	+3
20	GK	SHUTOV Andrey	4	0	0	0	0	
21	F	KOLESNIKOV Vyacheslav	5	3	2	5	0	+6
22	F	PANYUKOV Kirill	5	4	6	10	0	+8
23	F	CHAPOROV Denis	5	1	4	5	2	+6
24	F	SAVITSKIY Kirill	5	1	8	9	0	+8
25	D	STEPANENKO Ivan	5	1	3	4	2	+4
26	D	MIKHAILOV Eduard	5	0	2	2	0	+5
27	F	LIKHOTNIKOV Artem	5	4	8	12	0	+12
28	D	BEKETAYEV Adil	5	3	5	8	0	+10
30	GK	PAVLENKO Maxim	3	0	0	0	0	

Head Coach: BOLYAKIN Oleg

Team: HKG

No.	Name	GP	MIP	GA	SVS	SOG	SVS%	GAA
1	LAM Tsz Wing David	2	20:00	1	3	4	75.00	3.00
20	GAN Michael Xy Kam	2	35:21	0	2	2	100.00	0.00
33	CHEUNG Ching Ho	4	187:06	7	71	78	91.03	2.24

Team: HKG (White)

No.	Pos.	Name	GP	G	A	PTS	PIM	+/-
1	GK	LAM Tsz Wing David	2	0	0	0	0	
2	D	LEUNG Tony	4	1	3	4	2	+11
3	F	TO Hei Yu	4	0	3	3	0	+5
4	D	CHAN Ho Pong	4	2	2	4	0	+9
5	F	TONG Maxwell Wai Hin	4	12	9	21	6	+20
6	F	WANG Tsan Lam	4	4	1	5	0	+7
7	D	LEE Ryan Yuen Chong	4	4	5	9	0	+14
8	D	WONG Yin Hay Yannick	4	1	2	3	0	+14
9	F	CHU Ryan Chak Hay	4	11	13	24	0	+24
10	F	TANG Bryan	3	12	11	23	0	+25
11	D	WONG Ka Ho	4	1	2	3	0	+16
16	F	YAM Yau	3	2	8	10	6	+13
17	D	YUEN Howard Ho Yeung	4	0	2	2	8	+12
19	F	CHENG Chung Pan Justin	4	2	9	11	6	+10
20	GK	GAN Michael Xy Kam	2	0	0	0	0	
22	D	YAM Yi	2	0	0	0	0	+5
23	F	TANG Shin Ming Jasper	3	3	7	10	0	+12
27	F	NGAN Cheuk Long	4	2	2	4	0	+7
28	F	MAK Randolph Dash	4	3	5	8	4	+17
33	GK	CHEUNG Ching Ho	4	0	0	0	0	
55	F	SHAM Alvin Cheuk Him	4	0	3	3	4	+7
88	F	ELMER Colby Ruben	4	4	4	8	12	+6
91	F	SHUM Michael Lee Heng	3	2	5	7	6	+11

Head Coach: DURANT Carey Richard

Legend:

+/-	Plus/minus net	A	Assists	D	Defender	F	Forward
G	Goals	GA	Goals against	GAA	Goals against as average per 60 minutes	GK	Goalkeeper
GP	Games played	MIP	Minutes and seconds played	No.	Jersey number	PIM	Penalties in minutes
Pos.	Position	PTS	Points	SOG	Shots on goal	SVS	Saves
SVS%	Saves in percentage						

Line-Ups 阵容

KAZ - HKG

Referees

CHAE Young Jin (KOR), YUSOFF Mohamad Faris Hakimin Bin (MAS)

Linespersons

LIU Haotian (CHN), ZHU Jialin (CHN)

Goalkeepers

Team: KAZ

No.	Name
1	AMIRBEKOV Jelal-Ad-Din
30	PAVLENKO Maxim

Team Line-ups

Team: KAZ (Blue)

No.	Pos.	Name
7	D	DANIYAR Samat
28	D	BEKETAYEV Adil +A
14	F	OMIRBEKOV Alikhan
17	F	STARCHENKO Roman +C
18	F	RYMAREV Yevgeniy +A
2	D	BREUS Dmitriy
3	D	GAITAMIROV Tamirlan
22	F	PANYUKOV Kirill
24	F	SAVITSKIY Kirill
27	F	LIKHOTNIKOV Artem
25	D	STEPANENKO Ivan
26	D	MIKHAILOV Eduard
8	F	OSPA NOV Ruslan
16	F	BORISSEVICH Alexandr
21	F	KOLESNIKOV Vyacheslav
9	D	BUTENKO Danil
15	D	KOROLYOV Artyom
19	F	GRENTS Dmitriy
23	F	CHAPOROV Denis

Head Coach: BOLYAKIN Oleg

NOT DRESSED:

6	F	BUYALSKIY Andrey
20	GK	SHUTOV Andrey

Team: HKG

No.	Name
1	LAM Tsz Wing David
33	CHEUNG Ching Ho

Team: HKG (White)

No.	Pos.	Name
7	D	LEE Ryan Yuen Chong
11	D	WONG Ka Ho +A
5	F	TONG Maxwell Wai Hin
19	F	CHENG Chung Pan Justin +A
91	F	SHUM Michael Lee Heng
4	D	CHAN Ho Pong
22	D	YAM Yi
16	F	YAM Yau
27	F	NGAN Cheuk Long
28	F	MAK Randolph Dash
2	D	LEUNG Tony +C
17	D	YUEN Howard Ho Yeung
3	F	TO Hei Yu
6	F	WANG Tsan Lam
55	F	SHAM Alvin Cheuk Him
8	D	WONG Yin Hay Yannick

Head Coach: DURANT Carey Richard

NOT DRESSED:

9	F	CHU Ryan Chak Hay
10	F	TANG Bryan
20	GK	GAN Michael Xy Kam
23	F	TANG Shin Ming Jasper
88	F	ELMER Colby Ruben

Legend:

+A	Alternate Captain	+C	Captain	D	Defender	F	Forward
No.	Jersey number	Pos.	Position				

Graphical Line-ups

阵容图

KAZ - HKG

Referees

CHAE Young Jin (KOR) , YUSOFF Mohamad Faris Hakimin Bin (MAS)

Linespersons

LIU Haotian (CHN) , ZHU Jialin (CHN)

Team: KAZ - Kazakhstan (Blue)

Head Coach: BOLYAKIN Oleg

S1 30 PAVLENKO Maxim		
1 AMIRBEKOV Jelal-Ad-Din		
S5 17 STARCHENKO Roman +C	S4 14 OMIRBEKOV Alikhan	S6 18 RYMAREV Yevgeniy +A
S2 7 DANIYAR Samat	S3 28 BEKETAYEV Adil +A	
24 SAVITSKIY Kirill	27 LIKHOTNIKOV Artem	22 PANYUKOV Kirill
2 BREUS Dmitriy	3 GAITAMIROV Tamirlan	
21 KOLESNIKOV Vyacheslav	8 OSPANOV Ruslan	16 BORISSEVICH Alexandr
25 STEPANENKO Ivan	26 MIKHAILOV Eduard	
23 CHAPOROV Denis	19 GRENTS Dmitriy	
9 BUTENKO Danil	15 KOROLYOV Artyom	

Team: HKG - Hong Kong, China (White)

Head Coach: DURANT Carey Richard

S1 33 CHEUNG Ching Ho		
1 LAM Tsz Wing David		
S6 91 SHUM Michael Lee Heng	S4 5 TONG Maxwell Wai Hin	S5 19 CHENG Chung Pan Justin +A
S3 11 WONG Ka Ho +A	S2 7 LEE Ryan Yuen Chong	
28 MAK Randolph Dash	16 YAM Yau	27 NGAN Cheuk Long
22 YAM Yi	4 CHAN Ho Pong	
6 WANG Tsan Lam	55 SHAM Alvin Cheuk Him	3 TO Hei Yu
2 LEUNG Tony +C	17 YUEN Howard Ho Yeung	
	8 WONG Yin Hay Yannick	

Legend:

+A Alternate Captain +C Captain Sn Starting position

Timing & Results provided by BORNAN



Game Summary
比赛总结

KAZ - HKG 24 - 0 (8 - 0 , 7 - 0 , 9 - 0)

Spectators	Referees	Linespersons
2991	CHAE Young Jin (KOR) , YUSOFF Mohamad Faris Hakimin Bin (MAS)	LIU Haotian (CHN) , ZHU Jialin (CHN)

Team Statistics

Period	Score	SVS	SOG	PIM	TPP	PPG	SHG
1	8 : 0	1 : 21	29 : 1	0 : 2	02:00 : 00:00	0 : 0	0 : 0
2	7 : 0	5 : 20	27 : 5	0 : 2	02:00 : 00:00	0 : 0	0 : 0
3	9 : 0	3 : 15	24 : 3	4 : 4	00:10 : 04:00	2 : 0	1 : 0
Total	24 : 0	9 : 56	80 : 9	4 : 8	04:10 : 04:00	2 : 0	1 : 0

1st Period

Action	Time	ET/Res	Team	Type	No.	Name	(G)	Name of Assistant(s) / Action Description
GK	00:00		KAZ		30	PAVLENKO Maxim		- Goalkeeper in
GK	00:00		HKG		33	CHEUNG Ching Ho		- Goalkeeper in
Goal	01:16	1 : 0	KAZ	EQ	8	OSPANOV Ruslan	(4)	16 BORISSEVICH A On Ice KAZ 30 8 16 21 25 26 25 STEPANENKO Ivan HKG 33 4 16 22 27 28
Goal	01:42	2 : 0	KAZ	EQ	24	SAVITSKIY Kirill	(2)	27 LIKHOTNIKOV Artem On Ice KAZ 30 2 3 22 24 27 22 PANYUKOV Kirill HKG 33 3 4 6 22 55
Goal	03:21	3 : 0	KAZ	EQ	18	RYMAREV Yevgeniy	(5)	7 DANIYAR Samat On Ice KAZ 30 7 14 17 18 28 14 OMIRBEKOV Alikhan HKG 33 5 7 11 19 28
Penalty	08:30	10:30	HKG	2 min.	2	LEUNG Tony		- Slashing
Goal	11:31	4 : 0	KAZ	EQ	19	GRENTS Dmitriy	(3)	23 CHAPOROV Denis On Ice KAZ 30 9 15 19 21 23 15 KOROLYOV Artyom HKG 33 3 6 7 8 55
Goal	12:12	5 : 0	KAZ	EQ	22	PANYUKOV Kirill	(5)	2 BREUS Dmitriy On Ice KAZ 30 2 3 22 24 27 27 LIKHOTNIKOV Artem HKG 33 4 5 19 22 91
Goal	14:34	6 : 0	KAZ	EQ	17	STARCHENKO Roman	(5)	14 OMIRBEKOV Alikhan On Ice KAZ 30 7 14 17 18 28 18 RYMAREV Yevgeniy HKG 33 3 6 7 11 55
Goal	17:12	7 : 0	KAZ	EQ	19	GRENTS Dmitriy	(4)	23 CHAPOROV Denis On Ice KAZ 30 9 15 16 19 23 9 BUTENKO Danil HKG 33 3 6 7 11 55
Goal	19:04	8 : 0	KAZ	EQ	21	KOLESNIKOV V	(4)	16 BORISSEVICH A On Ice KAZ 30 8 16 21 25 26 25 STEPANENKO Ivan HKG 33 2 8 16 27 28

2nd Period

Action	Time	ET/Res	Team	Type	No.	Name	(G)	Name of Assistant(s) / Action Description
Goal	24:19	9 : 0	KAZ	EQ	17	STARCHENKO Roman	(6)	25 STEPANENKO Ivan On Ice KAZ 30 16 17 18 25 26 26 MIKHAILOV Eduard HKG 33 5 7 11 19 91
Goal	27:53	10 : 0	KAZ	EQ	18	RYMAREV Yevgeniy	(6)	On Ice KAZ 30 8 9 14 15 18 HKG 33 2 5 8 19 91
Goal	30:10	11 : 0	KAZ	EQ	3	GAITAMIROV T	(2)	22 PANYUKOV Kirill On Ice KAZ 30 2 3 8 21 22 21 KOLESNIKOV V HKG 33 3 4 6 22 55
GK	30:10		KAZ		1	AMIRBEKOV JAD		- Goalkeeper in 30 PAVLENKO Maxim - Goalkeeper out
GK	30:10		HKG		1	LAM Tsz Wing David		- Goalkeeper in 33 CHEUNG Ching Ho - Goalkeeper out
Penalty	30:21	32:21	HKG	2 min.	91	SHUM MLH		- Tripping
Time-out	30:21		HKG					
Goal	33:30	12 : 0	KAZ	EQ	9	BUTENKO Danil	(1)	19 GRENTS Dmitriy On Ice KAZ 1 9 15 16 19 23 23 CHAPOROV Denis HKG 1 3 6 7 11 55
Goal	38:38	13 : 0	KAZ	EQ	22	PANYUKOV Kirill	(6)	27 LIKHOTNIKOV Artem On Ice KAZ 1 2 3 22 24 27 15 KOROLYOV Artyom HKG 1 4 16 22 27 28
Goal	38:58	14 : 0	KAZ	EQ	21	KOLESNIKOV V	(5)	8 OSPANOV Ruslan On Ice KAZ 1 8 16 21 25 26 16 BORISSEVICH A HKG 1 4 16 22 27 28
Goal	39:44	15 : 0	KAZ	EQ	7	DANIYAR Samat	(2)	28 BEKETAYEV Adil On Ice KAZ 1 7 14 17 18 28 18 RYMAREV Yevgeniy HKG 1 2 5 8 19 91

3rd Period



Harbin Ice Hockey Arena

哈尔滨冰球馆

TUE 11 FEB 2025

Start Time 16:00
End Time 18:03

Ice Hockey

冰球

Men
男子

Play-offs Quarterfinals, Game 32

1/4决赛, 比赛 32



Action	Time	ET/Res	Team	Type	No.	Name	(G)	Name of Assistant(s) / Action	Description
GK	40:00		HKG		33	CHEUNG Ching Ho		- Goalkeeper in	1 LAM Tsz Wing David - Goalkeeper out
Goal	40:19	16 : 0	KAZ	EQ	28	BEKETAYEV Adil	(4)	14 OMIRBEKOV Alikhan	On Ice KAZ 1 7 14 17 18 28 HKG 33 5 7 11 19 91
Goal	42:42	17 : 0	KAZ	EQ	22	PANYUKOV Kirill	(7)	27 LIKHOTNIKOV Artem	On Ice KAZ 1 2 3 22 24 27 HKG 33 2 3 6 8 55
Goal	44:27	18 : 0	KAZ	EQ	17	STARCHENKO Roman	(7)	18 RYMAREV Yevgeniy	On Ice KAZ 1 7 14 17 18 28 HKG 33 4 5 19 22 91
Penalty	51:25	51:32	HKG	2 min.	2	LEUNG Tony		- Hooking	
Goal	51:32	19 : 0	KAZ	PP1	7	DANIYAR Samat	(3)	16 BORISSEVICH A	On Ice KAZ 1 7 8 16 24 27 HKG 33 3 7 11 55
Penalty	52:19	54:19	KAZ	2 min.	21	KOLESNIKOV V		- Boarding	
Goal	54:31	20 : 0	KAZ	EQ	8	OSPANOV Ruslan	(5)	15 KOROLYOV Artyom	On Ice KAZ 1 8 9 15 21 27 HKG 33 6 7 22 27 55
Goal	54:49	21 : 0	KAZ	EQ	28	BEKETAYEV Adil	(5)	7 DANIYAR Samat	On Ice KAZ 1 7 14 17 18 28 HKG 33 3 6 7 11 55
Penalty	55:33	55:36	HKG	2 min.	19	CHENG CPJ		- Illegal Check to the Head or Neck	
Goal	55:36	22 : 0	KAZ	PP1	19	GRENTS Dmitriy	(5)	24 SAVITSKIY Kirill	On Ice KAZ 1 3 8 19 24 27 HKG 33 2 5 8 28
Penalty	56:12	58:12	KAZ	2 min.	16	BORISSEVICH A		- Interference	
Goal	58:09	23 : 0	KAZ	SH1	3	GAITAMIROV T	(3)	23 CHAPOROV Denis	On Ice KAZ 1 3 21 23 25 HKG 33 5 16 28 55 91
Goal	58:30	24 : 0	KAZ	EQ	18	RYMAREV Yevgeniy	(7)	28 BEKETAYEV Adil	On Ice KAZ 1 7 14 17 18 28 HKG 33 3 4 22 27 55
GK	60:00		KAZ						1 AMIRBEKOV JAD - Goalkeeper out
GK	60:00		HKG						33 CHEUNG Ching Ho - Goalkeeper out

Goalkeeper Records

Team : KAZ - Kazakhstan

No.	Name	SOG	SVS	MIP
30	PAVLENKO Maxim	1	1	30:10
1	AMIRBEKOV Jelal-Ad-Din	8	8	29:50

Team : HKG - Hong Kong, China

No.	Name	SOG	SVS	MIP
33	CHEUNG Ching Ho	67	47	50:10
1	LAM Tsz Wing David	13	9	09:50

Game Statistics

Team : KAZ (Blue)

Head Coach : BOLYAKIN Oleg

Head Coach : BOLYAKIN Oleg										Shots on Goal					Time on Ice									
No.	Pos.	Name	G	A	P	PIM	FO+	FO-	FO+/-	FO%	1	2	3	OT	TS	+/-	1	2	3	OT	TOT	SHF	AVG	
7	D	DANIYAR Samat	2	4	6	0	0	0	0	0.00	1	3	1		5	+7	5:57	4:54	7:21		18:12	17	1:04	
14	F	OMIRBEKOV Alikhan	0	3	3	0	15	3	12	83.33	1	0	1		2	+8	6:37	6:07	7:38		20:22	20	1:01	
17	F	STARCHENKO Roman +C	3	1	4	0	0	0	0	0.00	2	2	1		5	+8	6:44	5:28	6:29		18:41	18	1:02	
18	F	RYMAREV Yevgeniy +A	3	3	6	0	0	0	0	0.00	1	1	2		4	+9	8:53	6:01	7:05		21:59	17	1:17	
28	D	BEKETAYEV Adil +A	2	2	4	0	0	0	0	0.00	2	1	3		6	+7	6:51	5:40	7:03		19:34	17	1:09	
2	D	BREUS Dmitriy	0	1	1	0	0	0	0	0.00	3	2	0		5	+5	4:39	4:41	4:47		14:07	15	0:56	
3	D	GAITAMIROV Tamirlan	2	0	2	0	0	0	0	0.00	0	3	2		5	+6	4:43	6:52	4:53		16:28	16	1:01	
22	F	PANYUKOV Kirill	3	2	5	0	0	0	0	0.00	2	1	3		6	+5	4:49	4:00	2:05		10:54	15	0:43	
24	F	SAVITSKIY Kirill	1	2	3	0	0	0	0	0.00	1	3	1		5	+4	5:30	6:03	3:55		15:28	17	0:54	
27	F	LIKHOTNIKOV Artem	0	6	6	0	13	1	12	92.86	1	0	1		2	+5	5:27	6:01	3:30		14:58	17	0:52	
8	F	OSPANOV Ruslan	2	1	3	0	0	0	0	0.00	3	1	2		6	+6	6:07	7:18	6:19		19:44	21	0:56	
16	F	BORISSEVICH Alexandr	0	4	4	2	7	3	4	70.00	0	1	0		1	+6	6:03	7:40	5:24		19:07	20	0:57	
21	F	KOLESNIKOV Vyacheslav	2	1	3	2	0	0	0	0.00	2	3	2		7	+7	6:17	6:04	4:38		16:59	21	0:48	
25	D	STEPANENKO Ivan	0	3	3	0	0	0	0	0.00	3	1	1		5	+5	4:33	3:39	4:09		12:21	17	0:43	
26	D	MIKHAILOV Eduard	0	1	1	0	0	0	0	0.00	0	0	1		1	+4	4:27	4:17	4:02		12:46	16	0:47	
9	D	BUTENKO Danil	1	1	2	0	0	0	0	0.00	1	2	0		3	+5	3:28	3:52	3:44		11:04	13	0:51	
15	D	KOROLYOV Artyom	0	3	3	0	0	0	0	0.00	2	2	0		4	+5	2:59	4:15	3:51		11:05	13	0:51	
19	F	GRENTS Dmitriy	3	1	4	0	3	2	1	60.00	3	0	1		4	+3	3:10	3:14	2:57		9:21	13	0:43	
23	F	CHAPOROV Denis	0	4	4	0	4	1	3	80.00	1	1	2		4	+4	2:46	3:54	6:13		12:53	14	0:55	

Timing & Results provided by BORNAN



Head Coach : BOLYAKIN Oleg										Shots on Goal					Time on Ice									
No.	Pos.	Name	G	A	P	PIM	FO+	FO-	FO+/-	FO%	1	2	3	OT	TS	+/-	1	2	3	OT	TOT	SHF	AVG	
1	GK	AMIRBEKOV Jelal-Ad-Din	0	1	1	0					0	0	0		0									
30	GK	PAVLENKO Maxim	0	0	0	0					0	0	0		0									
Total			24	44	68	4	42	10	32	80.77	29	27	24		80									

Team : HKG (White)																							
Head Coach : DURANT Carey Richard										Shots on Goal					Time on Ice								
No.	Pos.	Name	G	A	P	PIM	FO+	FO-	FO+/-	FO%	1	2	3	OT	TS	+/-	1	2	3	OT	TOT	SHF	AVG
5	F	TONG Maxwell Wai Hin	0	0	0	0	3	15	-12	16.67	0	1	0		1	-8	7:53	8:45	12:51		29:29	23	1:16
7	D	LEE Ryan Yuen Chong	0	0	0	0	0	2	-2	0.00	0	0	0		0	-9	7:07	7:45	7:31		22:23	19	1:10
11	D	WONG Ka Ho +A	0	0	0	0	0	0	0	0.00	0	0	0		0	-7	6:50	8:02	7:58		22:50	19	1:12
19	F	CHENG Chung Pan Justin +A	0	0	0	2	1	3	-2	25.00	0	2	0		2	-7	8:28	9:25	9:52		27:45	23	1:12
91	F	SHUM Michael Lee Heng	0	0	0	2	0	0	0	0.00	0	0	0		0	-7	6:56	7:19	11:33		25:48	23	1:07
4	D	CHAN Ho Pong	0	0	0	0	0	0	0	0.00	0	0	0		0	-8	8:39	6:02	5:50		20:31	16	1:16
16	F	YAM Yau	0	0	0	0	4	10	-6	28.57	0	0	2		2	-5	7:35	7:34	6:56		22:05	17	1:17
22	D	YAM Yi	0	0	0	0	0	0	0	0.00	1	0	0		1	-9	8:17	6:42	3:43		18:42	18	1:02
27	F	NGAN Cheuk Long	0	0	0	0	0	0	0	0.00	0	0	0		0	-6	5:15	4:41	5:28		15:24	18	0:51
28	F	MAK Randolph Dash	0	0	0	0	0	1	-1	0.00	0	0	0		0	-6	8:52	7:28	7:17		23:37	18	1:18
2	D	LEUNG Tony +C	0	0	0	4	0	0	0	0.00	0	1	0		1	-4	4:05	5:33	4:14		13:52	15	0:55
3	F	TO Hei Yu	0	0	0	0	0	0	0	0.00	0	0	1		1	-9	4:55	4:49	4:41		14:25	16	0:54
6	F	WANG Tsan Lam	0	0	0	0	0	0	0	0.00	0	0	0		0	-9	3:49	3:49	4:47		12:25	15	0:49
17	D	YUEN Howard Ho Yeung	0	0	0	0	0	0	0	0.00	0	0	0		0	0	0:37	0:00	0:00		0:37	1	0:37
55	F	SHAM Alvin Cheuk Him	0	0	0	0	2	11	-9	15.38	0	1	0		1	-11	3:41	4:08	4:17		12:06	16	0:45
8	D	WONG Yin Hay Yannick	0	0	0	0	0	0	0	0.00	0	0	0		0	-5	5:01	5:58	2:52		13:51	18	0:46
1	GK	LAM Tsz Wing David	0	0	0	0					0	0	0		0								
33	GK	CHEUNG Ching Ho	0	0	0	0					0	0	0		0								
Total			0	0	0	8	10	42	-32	19.23	1	5	3		9								

Legend:

(G)	Goals in tournament	*	Does not count for Plus/minus	+/-	Plus/minus net	+A	Alternate Captain
+C	Captain	A	Assists	AVG	Average time on ice / shift	D	Defender
EQ	Equal strength	ET/Res	Penalty end time/Result of game	F	Forward	FO%	Face-offs won as percentage
FO+	Face-offs won	FO-	Face-offs lost	FO+/-	Face-offs net	G	Goals
GK	Goalkeeper	MIP	Minutes in play (GK)	No.	Jersey number	OT	Overtime
P	Points	PIM	Penalties in minutes	Pos.	Position	PP1	Power play - 1 player
PPG	Power play goals	SH1	Shorthanded - 1 player	SHF	Number of shifts	SHG	Shorthanded goals
SOG	Shots on goal	SVS	Saves	TOT	Total	TPP	Time on power play
TS	Total shots						

Shot Chart

射门表

KAZ - HKG

Shots by HKG

Goals (o): 0

SSG (+): 1

SSP (<): 1

SPG (-): 0



GK 30 of KAZ



1st Period



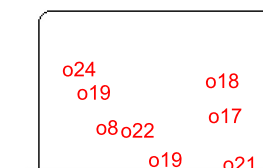
Shots by KAZ

Goals (o): 8

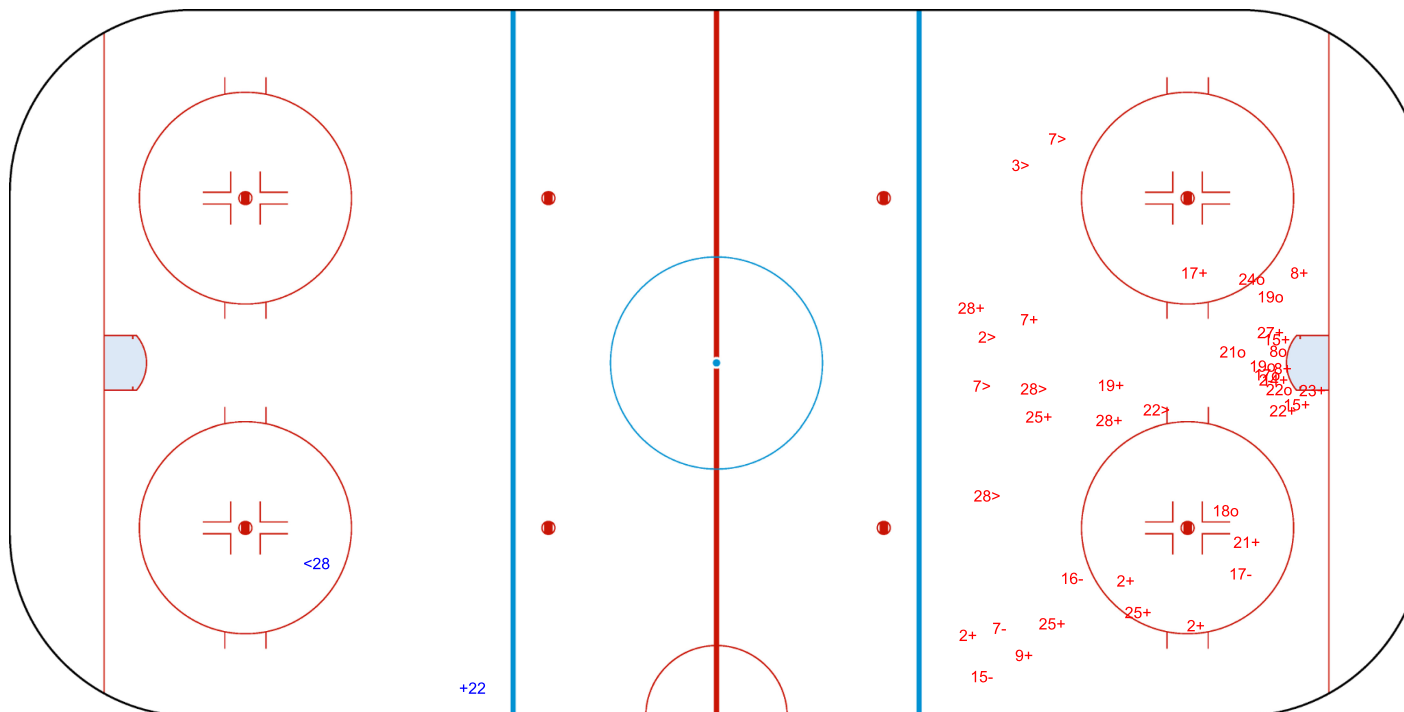
SSG (+): 21

SSP (>): 7

SPG (-): 5



GK 33 of HKG



Shots by KAZ

Goals (o): 7

SSP (<): 10

SSG (+): 20

SPG (-): 10

GK 1 of HKG

GK 33 of HKG



2nd Period

KAZ

Shots by HKG

Goals (o): 0

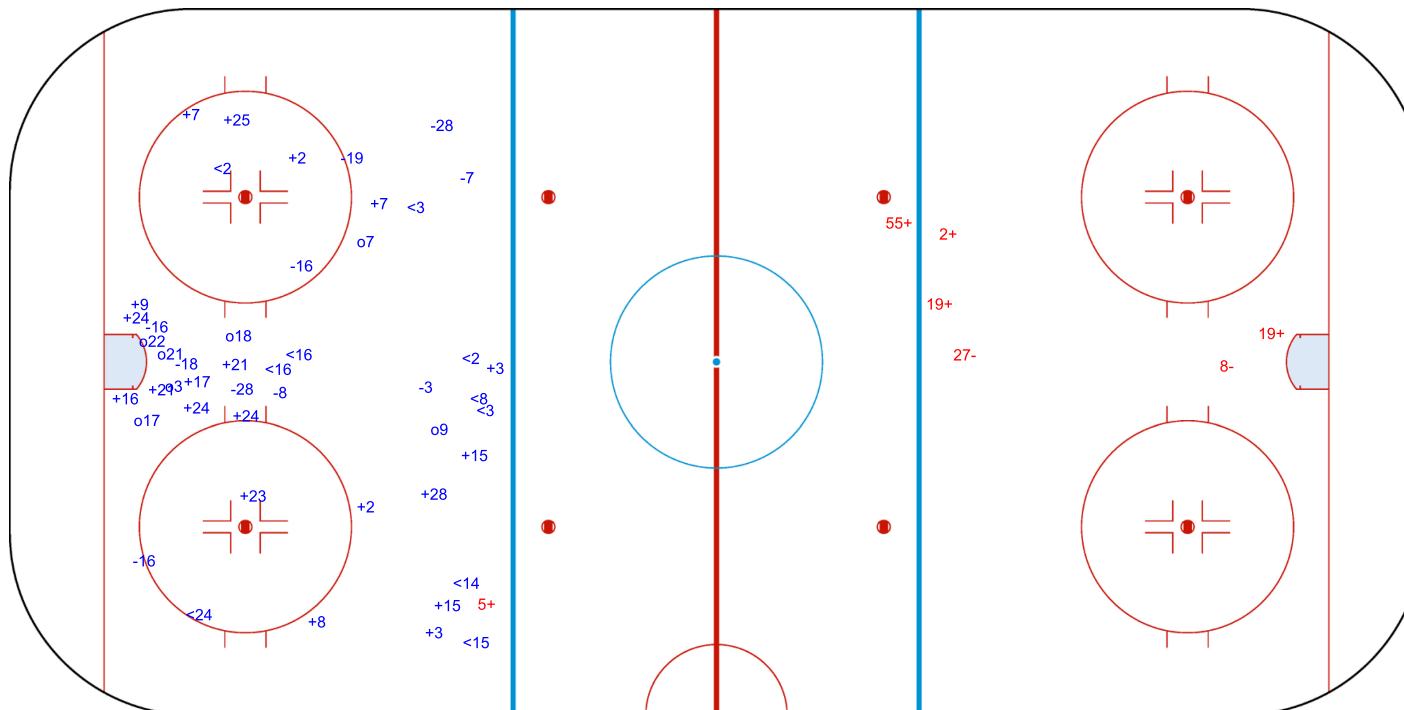
SSP (>): 0

SSG (+): 5

SPG (-): 2

GK 1 of KAZ

GK 30 of KAZ





Shots by HKG

Goals (o): 0

SSG (+): 3

SSP (<): 1

SPG (-): 2



GK 1 of KAZ



3rd Period



Shots by KAZ

Goals (o): 9


SSG (+): 15

SSP (>): 8

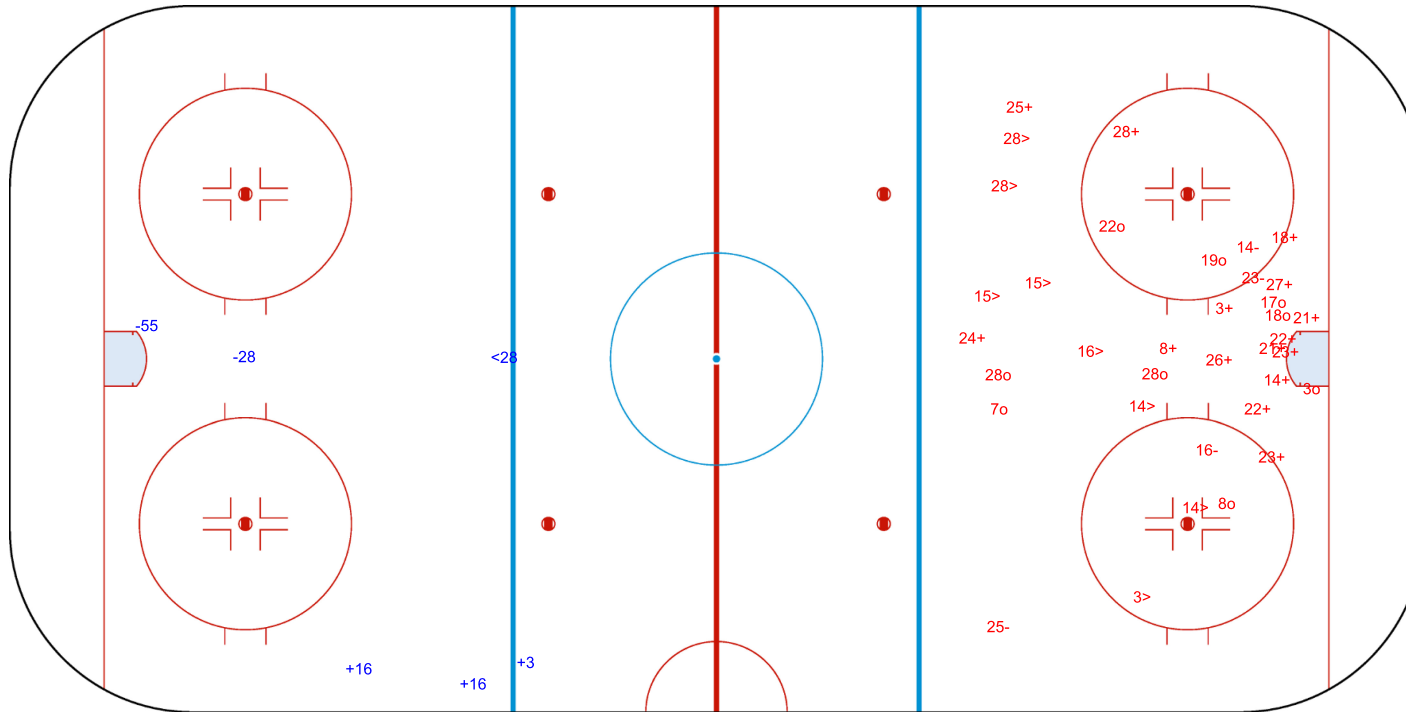
SPG (-): 4



GK 1 of HKG



GK 33 of HKG



Legend:

GK

Goalkeeper

SPG

Shots past goal

SSG

Shots saved by goalkeeper

SSP

Shots saved by player

Timing & Results provided by BORNAN

Report Created TUE 11 FEB 2025 18:04

BORNAN
SPORTS TECHNOLOGY

Face-off Chart

争球表

KAZ - HKG

1st PERIOD

KAZ	HKG	KAZ	HKG	KAZ	HKG
Def. zone	Att. zone	Neutral zone	Neutral zone	Att. zone	Def. zone
		+ 14	- 5	+ 27	- 7
		+ 27	- 55	+ 27	- 5
		- 19	+ 5	+ 14	- 55
		- 16	+ 16	+ 27	- 16
		+ 27	- 16	+ 19	- 55
		+ 16	- 5	+ 16	- 16
		+ 14	- 5	- 27	+ 19
		+ 16	- 16		

Total wins / period

Total wins
all zones

KAZ	HKG
12 / 80%	3 / 20%

2nd PERIOD

KAZ	HKG	KAZ	HKG	KAZ	HKG
Def. zone	Att. zone	Neutral zone	Neutral zone	Att. zone	Def. zone
		+ 14	- 5	+ 27	- 16
		- 16	+ 16	+ 23	- 55
		- 14	+ 16	+ 23	- 55
		+ 27	- 5	+ 14	- 19
		+ 19	- 55	+ 27	- 55
		- 19	+ 55	+ 27	- 55
		+ 27	- 16	+ 27	- 5
		+ 16	- 5	+ 14	- 16
		- 14	+ 5	- 16	+ 16
				+ 14	- 28

Total wins / period

Total wins
all zones

KAZ	HKG
14 / 74%	5 / 26%

3rd PERIOD

KAZ	HKG	KAZ	HKG	KAZ	HKG
Def. zone	Att. zone	Neutral zone	Neutral zone	Att. zone	Def. zone
+ 16	- 16	+ 14	- 5	+ 23	- 5
+ 14	- 19	+ 14	- 5	- 23	+ 5
+ 14	- 19	+ 16	- 55	+ 27	- 7
		+ 14	- 5	+ 27	- 5
		+ 19	- 55	+ 23	- 16
		+ 14	- 55		
		+ 14	- 5		
		+ 16	- 16		
		- 14	+ 55		
		+ 14	- 5		

Total wins / period

Total wins
all zones

KAZ	HKG
16 / 89%	2 / 11%

TOTAL



Total wins / game	KAZ	HKG	KAZ	HKG	KAZ	HKG	Total wins all zones	
	Def. zone	Att. zone	Neutral zone		Att. zone	Def. zone	KAZ	HKG
	3 / 100%	0 / 0%	20 / 74%	7 / 26%	19 / 86%	3 / 14%	42 / 81%	10 / 19%

HEAD TO HEAD

	HKG							Tot.	wins KAZ	Dz	Nz	Az
	No.	5	7	16	19	28	55					
KAZ	14	8 - 1		1 - 1	3 - 0	1 - 0	2 - 1	18	15 83%	2 100%	9 75%	4 100%
	16	2 - 0		4 - 3			1 - 0	10	7 70%	1 100%	5 71%	1 50%
	19	0 - 1					3 - 1	5	3 60%		2 50%	1 100%
	23	1 - 1		1 - 0			2 - 0	5	4 80%			4 80%
	27	4 - 0	2 - 0	4 - 0	0 - 1		3 - 0	14	13 93%		4 100%	9 90%
	Tot.	18	2	14	4	1	13	52	42 81%	3 100%	20 74%	19 86%
	wins HKG	3 17%	0 0%	4 29%	1 25%	0 0%	2 15%	10 19%				
	Dz	1 20%	0 0%	1 17%	1 50%	0 0%	0 0%	3 14%				
	Nz	2 15%		3 43%			2 29%	7 26%				
	Az			0 0%	0 0%			0 0%				

Legend:									
Az	Attacking zone	Dz	Defending zone	No.	Jersey number	Nz	Neutral zone	Tot.	Total face-offs played

Game Roster 比赛名单

KOR - KGZ

Referees

MOREV Timur (KAZ) , SHEN Yen-Chin (TPE)

Linespersons

HUNG Chi-Lun (TPE) , YUAN Zhaoyang (CHN)

Goalkeepers

Team: KOR

No.	Name	GP	MIP	GA	SVS	SOG	SVS%	GAA
31	HA Jung Ho	5	120:00	1	11	12	91.67	0.50
32	LEE Yeonseung	5	184:15	9	68	77	88.31	2.93

Team Roster

Team: KOR (Blue)

No.	Pos.	Name	GP	G	A	PTS	PIM	+/-
3	D	LEE Seungjae	5	0	2	2	4	+2
5	D	KIM Wonjun	5	0	4	4	0	+9
6	D	OH In-Gyo	5	2	3	5	0	+8
11	F	KIM Sangyeob	5	7	2	9	0	+8
13	F	KIM Sihwan	5	0	3	3	4	+7
18	D	KONG Yuchan	5	1	5	6	4	+12
19	F	KIM Sangwook	5	8	13	21	0	+16
23	D	LEE Minjae	5	0	3	3	2	+3
24	D	KIM Donghwan	5	0	0	0	2	+2
27	F	AHN Jinhui	5	4	7	11	0	+14
31	GK	HA Jung Ho	5	0	0	0	0	
32	GK	LEE Yeonseung	5	0	0	0	0	
36	F	JEON Jung Woo	4	1	0	1	0	0
58	D	NAM Heedoo	5	1	7	8	4	+9
61	D	LIM Dongkyu	5	0	2	2	0	+4
63	F	KWON Hyeonsu	5	1	1	2	0	+1
72	F	KIM Geonwoo	5	0	1	1	0	+1
77	F	LEE Chongmin	5	7	13	20	0	+17
84	F	LEE Hyun Seung	5	1	1	2	0	+1
88	F	LEE Mooyoung	5	0	0	0	0	0
89	F	KANG Minwan	5	1	2	3	0	+8
92	F	KANG Yoon Seok	5	2	2	4	0	+1

Head Coach: KIM Woo Jae

Team: KGZ

No.	Name	GP	MIP	GA	SVS	SOG	SVS%	GAA
1	VASILEV Artem	4	176:47	6	25	31	80.65	2.04
20	MARAIMBEKOV Arslan	4	64:28	9	14	23	60.87	8.38

Team: KGZ (White)

No.	Pos.	Name	GP	G	A	PTS	PIM	+/-
1	GK	VASILEV Artem	4	0	0	0	2	
3	D	LESHCHENKO Egor	4	1	2	3	5	+8
4	D	KACHKYNBEKOV Adis	4	2	2	4	2	+12
5	D	NURALIEV Adilet	4	1	6	7	0	+8
6	F	TITOV Aleksandr	4	6	8	14	2	+13
10	D	EGOROV Maksim	4	3	5	8	2	+14
11	D	ISAMATOV Ernazar	3	0	3	3	0	+5
12	F	MAKSATBEKOV Belek	4	2	1	3	0	+6
13	F	BEKMURATOV Adil	4	2	7	9	0	+13
14	F	MIRBEKOV Ersultan	4	7	12	19	0	+16
15	F	ABDYRAEV Islambek	4	7	10	17	4	+16
16	D	TERENTYEV Kuzma	4	0	8	8	0	+15
17	D	KUDASHEV Anton	4	0	0	0	0	0
18	F	BEM Zakhar	4	1	2	3	0	+3
19	F	ISMANOV Sultan	4	6	7	13	2	+15
20	GK	MARAIMBEKOV Arslan	4	0	0	0	0	
21	F	SEIFULOV Mamed	4	11	11	22	0	+19
22	D	POPOV Denis	4	5	4	9	2	+11
24	F	SUPOKHUNOV Tair	4	1	4	5	0	+6

Head Coach: CHEKANOV Mikhail

Legend:

+/-	Plus/minus net	A	Assists	D	Defender	F	Forward
G	Goals	GA	Goals against	GAA	Goals against as average per 60 minutes	GK	Goalkeeper
GP	Games played	MIP	Minutes and seconds played	No.	Jersey number	PIM	Penalties in minutes
Pos.	Position	PTS	Points	SOG	Shots on goal	SVS	Saves
SVS%	Saves in percentage						

Line-Ups 阵容

KOR - KGZ

Referees

MOREV Timur (KAZ), SHEN Yen-Chin (TPE)

Linespersons

HUNG Chi-Lun (TPE), YUAN Zhaoyang (CHN)

Goalkeepers

Team: KOR

No.	Name
31	HA Jung Ho
32	LEE Yeonseung

Team: KGZ

No.	Name
1	VASILEV Artem
20	MARAIMBEKOV Arslan

Team Line-ups

Team: KOR (Blue)

No.	Pos.	Name
5	D	KIM Wonjun
58	D	NAM Heedoo
19	F	KIM Sangwook +C
27	F	AHN Jinhui +A
77	F	LEE Chongmin +A
3	D	LEE Seungjae
61	D	LIM Dongkyu
72	F	KIM Geonwoo
84	F	LEE Hyun Seung
92	F	KANG Yoon Seok
6	D	OH In-Gyo
18	D	KONG Yuchan
11	F	KIM Sangyeob
13	F	KIM Sihwan
89	F	KANG Minwan
23	D	LEE Minjae
24	D	KIM Donghwan
36	F	JEON Jung Woo
63	F	KWON Hyeonsu
88	F	LEE Mooyoung

Head Coach: KIM Woo Jae

Team: KGZ (White)

No.	Pos.	Name
11	D	ISAMATOV Ernazar
16	D	TERENTYEV Kuzma +C
6	F	TITOV Aleksandr
15	F	ABDYRAEV Islambek +A
21	F	SEIFULOV Mamed
10	D	EGOROV Maksim
22	D	POPOV Denis
13	F	BEKMURATOV Adil
14	F	MIRBEKOV Ersultan
19	F	ISMANOV Sultan
3	D	LESHCHENKO Egor
4	D	KACHKYNBEKOV Adis
12	F	MAKSATBEKOV Belek
18	F	BEM Zakhar
24	F	SUPOKHUNOV Tair
5	D	NURALIEV Adilet
17	D	KUDASHEV Anton +A

Head Coach: CHEKANOV Mikhail

Legend:

+A Alternate Captain
No. Jersey number

+C Captain
Pos. Position

D Defender

F Forward

Graphical Line-ups

阵容图

KOR - KGZ

Referees

MOREV Timur (KAZ) , SHEN Yen-Chin (TPE)

Linespersons

HUNG Chi-Lun (TPE) , YUAN Zhaoyang (CHN)

Team: KOR - Republic of Korea (Blue)

Head Coach: KIM Woo Jae

S1 31 HA Jung Ho		
32 LEE Yeonseung		
S5 27 AHN Jinhui +A	S4 19 KIM Sangwook +C	S6 77 LEE Chongmin +A
S2 5 KIM Wonjun	S3 58 NAM Heedoo	
92 KANG Yoon Seok	84 LEE Hyun Seung	72 KIM Geonwoo
61 LIM Dongkyu	3 LEE Seungjae	
89 KANG Minwan	13 KIM Sihwan	11 KIM Sangyeob
6 OH In-Gyo	18 KONG Yuchan	
63 KWON Hyeonsu	36 JEON Jung Woo	88 LEE Mooyoung
23 LEE Minjae	24 KIM Donghwan	

Team: KGZ - Kyrgyzstan (White)

Head Coach: CHEKANOV Mikhail

S1 1 VASILEV Artem		
20 MARAIMBEKOV Arslan		
S5 15 ABDYRAEV Islambek +A	S6 21 SEIFULOV Mamed	S4 6 TITOV Aleksandr
S3 16 TERYTYEV Kuzma +C	S2 11 ISAMATOV Ernazar	
19 ISMANOV Sultan	14 MIRBEKOV Ersultan	13 BEKMURATOV Adil
10 EGOROV Maksim	22 POPOV Denis	
12 MAKSATBEKOV Belek	18 BEM Zakhar	24 SUPOKHUNOV Tair
4 KACHKYNBEKOV Adis	3 LESHCHENKO Egor	
5 NURALIEV Adilet	17 KUDASHEV Anton +A	

Legend:

+A Alternate Captain

+C Captain

Sn

Starting position

Timing & Results provided by BORNAN

Game Summary

比赛总结

KOR - KGZ 20 - 0 (6 - 0 , 11 - 0 , 3 - 0)

Spectators	Referees	Linespersons
1060	MOREV Timur (KAZ) , SHEN Yen-Chin (TPE)	HUNG Chi-Lun (TPE) , YUAN Zhaoyang (CHN)

Team Statistics

Period	Score	SVS	SOG	PIM	TPP	PPG	SHG
1	6 : 0	3 : 8	14 : 3	0 : 0	00:00 : 00:00	0 : 0	0 : 0
2	11 : 0	3 : 14	25 : 3	0 : 2	00:15 : 00:00	1 : 0	0 : 0
3	3 : 0	5 : 13	16 : 5	4 : 2	02:00 : 03:28	0 : 0	0 : 0
Total	20 : 0	11 : 35	55 : 11	4 : 4	02:15 : 03:28	1 : 0	0 : 0

1st Period

Action	Time	ET/Res	Team	Type	No.	Name	(G)	Name of Assistant(s) / Action Description
GK	00:00		KOR		31	HA Jung Ho	-	Goalkeeper in
GK	00:00		KGZ		1	VASILEV Artem	-	Goalkeeper in
Goal	02:47	1 : 0	KOR	EQ	89	KANG Minwan	(2)	13 KIM Sihwan 24 KIM Donghwan On Ice KOR 31 11 13 23 24 89 KGZ 1 3 4 5 12 24
Goal	06:01	2 : 0	KOR	EQ	11	KIM Sangyeob	(8)	89 KANG Minwan 13 KIM Sihwan On Ice KOR 31 11 13 23 24 89 KGZ 1 3 4 5 12 18
Goal	13:21	3 : 0	KOR	EQ	84	LEE Hyun Seung	(2)	6 OH In-Gyo 18 KONG Yuchan On Ice KOR 31 6 18 72 84 92 KGZ 1 10 13 14 19 22
Goal	14:55	4 : 0	KOR	EQ	11	KIM Sangyeob	(9)	24 KIM Donghwan 89 KANG Minwan On Ice KOR 31 11 13 23 24 89 KGZ 1 4 6 11 12 21
Goal	17:38	5 : 0	KOR	EQ	92	KANG Yoon Seok	(3)	84 LEE Hyun Seung 18 KONG Yuchan On Ice KOR 31 6 18 72 84 92 KGZ 1 3 5 13 14 22
Goal	18:38	6 : 0	KOR	EQ	3	LEE Seungjae	(1)	11 KIM Sangyeob On Ice KOR 31 3 11 13 61 89 KGZ 1 4 5 11 12 24

2nd Period

Action	Time	ET/Res	Team	Type	No.	Name	(G)	Name of Assistant(s) / Action Description
GK	20:00		KGZ		20	MARAIMBEKOV Arslan	-	Goalkeeper in
Goal	22:35	7 : 0	KOR	EQ	13	KIM Sihwan	(1)	1 VASILEV Artem - Goalkeeper out 89 KANG Minwan On Ice KOR 31 6 11 13 18 89 KGZ 20 3 4 18 21 24
Goal	24:14	8 : 0	KOR	EQ	88	LEE Mooyoung	(1)	63 KWON Hyeonsu 36 JEON Jung Woo On Ice KOR 31 23 36 58 63 88 KGZ 20 6 10 15 21 22
Goal	27:23	9 : 0	KOR	EQ	63	KWON Hyeonsu	(2)	On Ice KOR 31 23 24 36 63 88 KGZ 20 10 13 14 19 22
Goal	27:46	10 : 0	KOR	EQ	77	LEE Chongmin	(8)	19 KIM Sangwook 27 AHN Jinhui On Ice KOR 31 5 19 27 58 77 KGZ 20 3 4 5 12 18
Goal	32:13	11 : 0	KOR	EQ	77	LEE Chongmin	(9)	27 AHN Jinhui 19 KIM Sangwook On Ice KOR 31 5 19 27 58 77 KGZ 20 11 15 16 19 21
Goal	32:47	12 : 0	KOR	EQ	77	LEE Chongmin	(10)	19 KIM Sangwook 58 NAM Heedoo On Ice KOR 31 5 19 27 58 77 KGZ 20 10 13 14 19 22
Goal	34:16	13 : 0	KOR	EQ	89	KANG Minwan	(3)	13 KIM Sihwan On Ice KOR 31 11 13 23 24 89 KGZ 20 6 11 15 16 21
Goal	34:40	14 : 0	KOR	EQ	89	KANG Minwan	(4)	13 KIM Sihwan 11 KIM Sangyeob On Ice KOR 31 11 13 23 24 89 KGZ 20 6 11 15 16 21
Goal	34:50	15 : 0	KOR	EQ	36	JEON Jung Woo	(2)	63 KWON Hyeonsu On Ice KOR 31 3 36 61 63 88 KGZ 20 10 13 14 19 22
GK	34:50		KGZ		1	VASILEV Artem	-	Goalkeeper in
Penalty	35:11	35:26	KGZ	2 min.	19	ISMANOV Sultan	-	High Sticking
Goal	35:26	16 : 0	KOR	PP1	27	AHN Jinhui	(5)	19 KIM Sangwook On Ice KOR 31 19 27 58 77 92 KGZ 1 10 13 14 22 *
Goal	36:50	17 : 0	KOR	EQ	84	LEE Hyun Seung	(3)	18 KONG Yuchan 27 AHN Jinhui On Ice KOR 31 6 18 72 84 92 KGZ 1 6 10 11 15 21

3rd Period



TUE 11 FEB 2025

Start Time 16:00
End Time 18:07

Men
男子
Play-offs Quarterfinals, Game 33
1/4决赛, 比赛 33

Action	Time	ET/Res	Team	Type	No.	Name	(G)	Name of Assistant(s) / Action Description
Penalty	44:11	46:11	KOR	2 min.	24	KIM Donghwan		- Tripping
Penalty	48:17	50:17	KGZ	2 min.	22	POPOV Denis		- Tripping
Goal	51:58	18 : 0	KOR	EQ	3	LEE Seungjae	(2)	11 KIM Sangyeob 13 KIM Sihwan On Ice KOR 31 3 11 13 18 89 KGZ 1 3 4 12 18 24
Goal	54:18	19 : 0	KOR	EQ	19	KIM Sangwook	(9)	58 NAM Heedoo 27 AHN Jinhui On Ice KOR 31 19 24 27 58 63 KGZ 1 10 13 14 19 22
Goal	56:56	20 : 0	KOR	EQ	11	KIM Sangyeob	(10)	18 KONG Yuchan 3 LEE Seungjae On Ice KOR 31 3 11 13 18 89 KGZ 1 10 13 14 19 22
Penalty	58:32	60:00	KOR	2 min.	61	LIM Dongkyu		- Hooking
GK	60:00		KOR					31 HA Jung Ho - Goalkeeper out
GK	60:00		KGZ					1 VASILEV Artem - Goalkeeper out

Goalkeeper Records

Team : KOR - Republic of Korea

Team : KGZ - Kyrgyzstan

No.	Name	SOG	SVS	MIP
31	HA Jung Ho	11	11	60:00
32	LEE Yeonseung			
No.	Name	SOG	SVS	MIP
1	VASILEV Artem	38	27	45:10
20	MARAIMBEKOV Arslan	17	8	14:50

Game Statistics

Team : KOR (Blue)

Head Coach : KIM Woo Jae

No.	Pos.	Name	G	A	P	PIM	FO+	FO-	FO+/-	FO%	1	2	3	OT	TS	+/-	1	2	3	OT	TOT	SHF	AVG
5	D	KIM Wonjun	0	0	0	0	0	0	0	0.00	1	0	1	2	+3	4:25	5:55	3:04		13:24	17	0:47	
19	F	KIM Sangwook +C	1	4	5	0	11	5	6	68.75	0	0	1	1	+4	5:36	7:04	5:21		18:01	17	1:03	
27	F	AHN Jinhui +A	1	4	5	0	0	0	0	0.00	1	2	0	3	+4	5:49	6:59	4:56		17:44	17	1:02	
58	D	NAM Heedoo	0	2	2	0	0	0	0	0.00	1	0	2	3	+5	4:39	6:25	4:14		15:18	16	0:57	
77	F	LEE Chongmin +A	3	0	3	0	2	0	2	100.00	1	4	1	6	+3	5:27	6:37	4:30		16:34	17	0:58	
3	D	LEE Seungjae	2	1	3	0	0	0	0	0.00	2	3	3	8	+4	5:12	5:11	6:28		16:51	18	0:56	
61	D	LIM Dongkyu	0	0	0	2	0	0	0	0.00	0	0	0	0	+2	4:56	5:01	4:00		13:57	17	0:49	
72	F	KIM Geonwoo	0	0	0	0	0	0	0	0.00	0	1	0	1	+3	4:27	5:39	6:43		16:49	17	0:59	
84	F	LEE Hyun Seung	2	1	3	0	8	7	1	53.33	1	2	0	3	+3	4:15	4:57	5:42		14:54	16	0:55	
92	F	KANG Yoon Seok	1	0	1	0	0	0	0	0.00	1	2	0	3	+3	4:33	5:35	6:33		16:41	15	1:06	
6	D	OH In-Gyo	0	1	1	0	0	0	0	0.00	0	1	0	1	+4	4:36	4:53	4:42		14:11	15	0:56	
11	F	KIM Sangyeob	3	4	7	0	0	0	0	0.00	3	3	5	11	+9	5:22	5:09	4:06		14:37	14	1:02	
13	F	KIM Sihwan	1	5	6	0	12	6	6	66.67	0	1	1	2	+9	5:16	5:15	3:52		14:23	14	1:01	
18	D	KONG Yuchan	0	4	4	0	0	0	0	0.00	1	0	1	2	+6	4:45	5:11	4:09		14:05	15	0:56	
89	F	KANG Minwan	3	3	6	0	0	0	0	0.00	1	2	0	3	+9	5:14	5:01	3:55		14:10	14	1:00	
23	D	LEE Minjae	0	0	0	0	0	0	0	0.00	1	0	1	2	+7	5:54	3:25	5:59		15:18	18	0:51	
24	D	KIM Donghwan	0	2	2	2	0	0	0	0.00	0	1	0	1	+7	5:33	3:44	5:20		14:37	17	0:51	
36	F	JEON Jung Woo	1	1	2	0	8	6	2	57.14	0	1	0	1	+3	4:49	2:41	3:40		11:10	14	0:47	
63	F	KWON Hyeonsu	1	2	3	0	0	0	0	0.00	0	1	0	1	+4	4:50	2:38	4:31		11:59	14	0:51	
88	F	LEE Mooyoung	1	0	1	0	0	0	0	0.00	0	1	0	1	+3	4:22	2:40	4:47		11:49	15	0:47	
31	GK	HA Jung Ho	0	0	0	0					0	0	0	0									
32	GK	LEE Yeonseung	0	0	0	0					0	0	0	0									
Total			20	34	54	4	41	24	17	63.08	14	25	16	55									

Team : KGZ (White)

Head Coach : CHEKANOV Mikhail

No.	Pos.	Name	G	A	P	PIM	FO+	FO-	FO+/-	FO%	1	2	3	OT	TS	+/-	1	2	3	OT	TOT	SHF	AVG	
6	F	TITOV Aleksandr	0	0	0	0	0	0	0	0.00	1	0	2	3	-5	8:37	8:47	7:39		25:03	21	1:11		
11	D	ISAMATOV Ernazar	0	0	0	0	0	0	0	0.00	0	0	1	1	-6	9:38	9:19	10:51		29:48	22	1:21		
15	F	ABDYRAEV Islambek +A	0	0	0	0	12	16	-4	42.86	1	0	0	1	-5	9:18	8:27	9:21		27:06	22	1:13		
16	D	TERENTYEV Kuzma +C	0	0	0	0	0	0	0	0.00	0	0	0	0	-3	7:57	7:58	9:52		25:47	22	1:10		
21	F	SEIFULOV Mamed	0	0	0	0	0	0	0	0.00	0	1	0	1	-7	8:47	8:48	9:30		27:05	22	1:13		
10	D	EGOROV Maksim	0	0	0	0	0	0	0	0.00	1	1	2	4	-8	8:07	7:20	6:39		22:06	21	1:03		
13	F	BEKMURATOV Adil	0	0	0	0	0	0	0	0.00	0	0	0	0	-7	7:39	5:58	6:52		20:29	20	1:01		
14	F	MIRBEKOV Ersultan	0	0	0	0	8	13	-5	38.10	0	0	0	0	-7	6:48	6:27	7:33		20:48	20	1:02		
19	F	ISMANOV Sultan	0	0	0	2	2	0	2	100.00	0	1	0	1	-7	7:44	5:49	7:38		21:11	20	1:03		

Timing & Results provided by BORNAN



TUE 11 FEB 2025
Start Time 16:00
End Time 18:07

Head Coach : CHEKANOV Mikhail										Shots on Goal					Time on Ice								
No.	Pos.	Name	G	A	P	PIM	FO+	FO-	FO+/-	FO%	1	2	3	OT	TS	+/-	1	2	3	OT	TOT	SHF	AVG
22	D	POPOV Denis	0	0	0	2	0	0	0	0.00	0	0	0	0	0	-8	6:21	6:41	5:51		18:53	20	0:56
3	D	LESHCHENKO Egor	0	0	0	0	0	0	0	0.00	0	0	0	0	0	-6	4:03	4:46	3:15		12:04	16	0:45
4	D	KACHKYNBEKOV Adis	0	0	0	0	0	0	0	0.00	0	0	0	0	0	-7	3:56	3:56	3:04		10:56	16	0:41
12	F	MAKSATBEKOV Belek	0	0	0	0	2	9	-7	18.18	0	0	0	0	0	-6	3:59	3:18	2:38		9:55	12	0:49
18	F	BEM Zakhar	0	0	0	0	0	0	0	0.00	0	0	0	0	0	-4	1:51	4:21	3:05		9:17	11	0:50
24	F	SUPOKHUNOV Tair	0	0	0	0	0	0	0	0.00	0	0	0	0	0	-4	1:36	4:51	1:21		7:48	10	0:46
5	D	NURALIEV Adilet	0	0	0	0	0	3	-3	0.00	0	0	0	0	0	-5	3:39	2:59	2:51		9:29	12	0:47
17	D	KUDASHEV Anton +A	0	0	0	0	0	0	0	0.00	0	0	0	0	0	0	0:00	0:00	0:00		0:00	0	0:00
1	GK	VASILEV Artem	0	0	0	0					0	0	0	0	0								
20	GK	MARAIMBEKOV Arslan	0	0	0	0					0	0	0	0	0								
Total			0	0	0	4	24	41	-17	36.92	3	3	5	11									

Legend:

(G)	Goals in tournament	*	Does not count for Plus/minus	+/-	Plus/minus net	+A	Alternate Captain
+C	Captain	A	Assists	AVG	Average time on ice / shift	D	Defender
EQ	Equal strength	ET/Res	Penalty end time/Result of game	F	Forward	FO%	Face-offs won as percentage
FO+	Face-offs won	FO-	Face-offs lost	FO+/-	Face-offs net	G	Goals
GK	Goalkeeper	MIP	Minutes in play (GK)	No.	Jersey number	OT	Overtime
P	Points	PIM	Penalties in minutes	Pos.	Position	PP1	Power play - 1 player
PPG	Power play goals	SHF	Number of shifts	SHG	Shorthanded goals	SOG	Shots on goal
SVS	Saves	TOT	Total	TPP	Time on power play	TS	Total shots

Shot Chart

射门表

KOR - KGZ


Shots by KGZ

Goals (o): 0

SSG (+): 3

SSP (-): 0

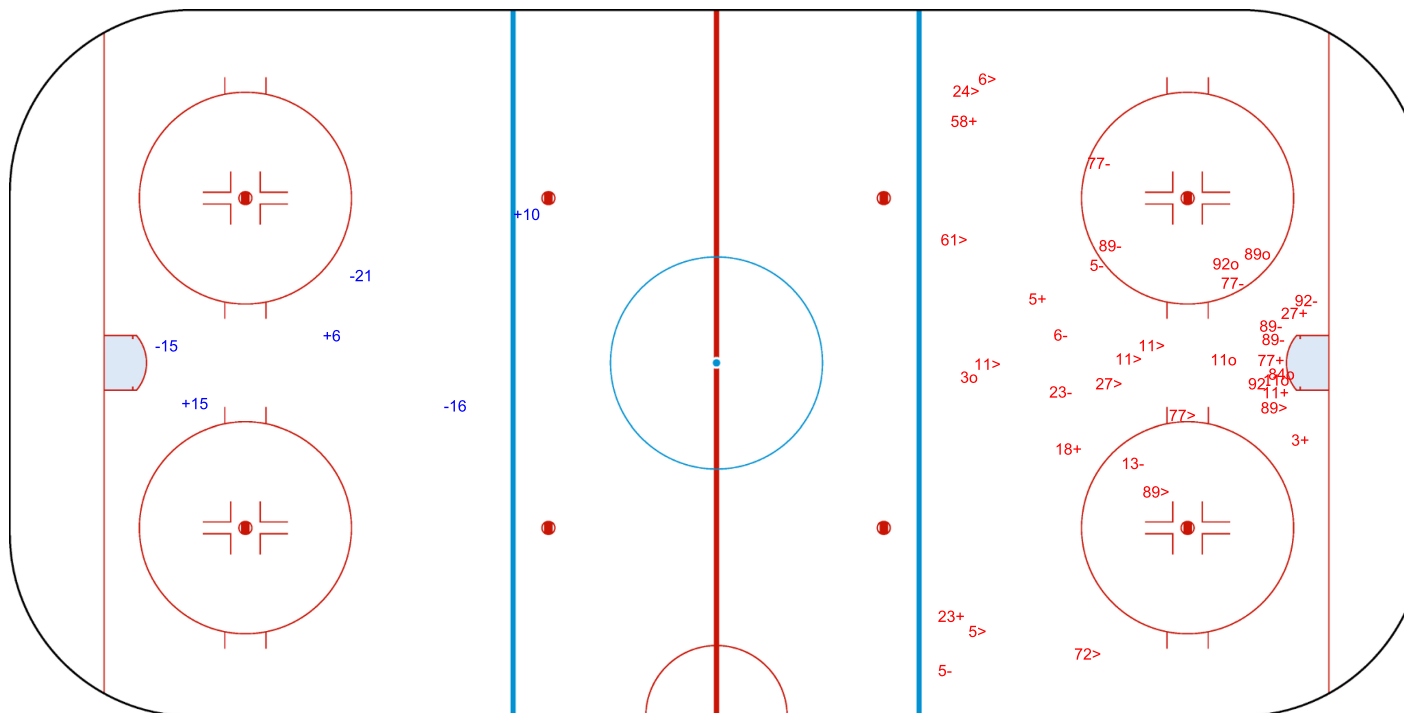
SPG (-): 3



GK 31 of KOR



1st Period



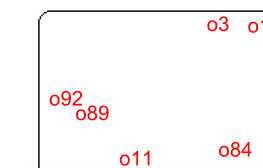
Shots by KOR

Goals (o): 6

SSG (+): 8

SSP (>): 12

SPG (-): 12




GK 1 of KGZ




Shots by KOR

Goals (o): 11 SSG (+): 14
SSP (<): 6 SPG (-): 4



GK 1 of KGZ



GK 20 of KGZ




2nd Period

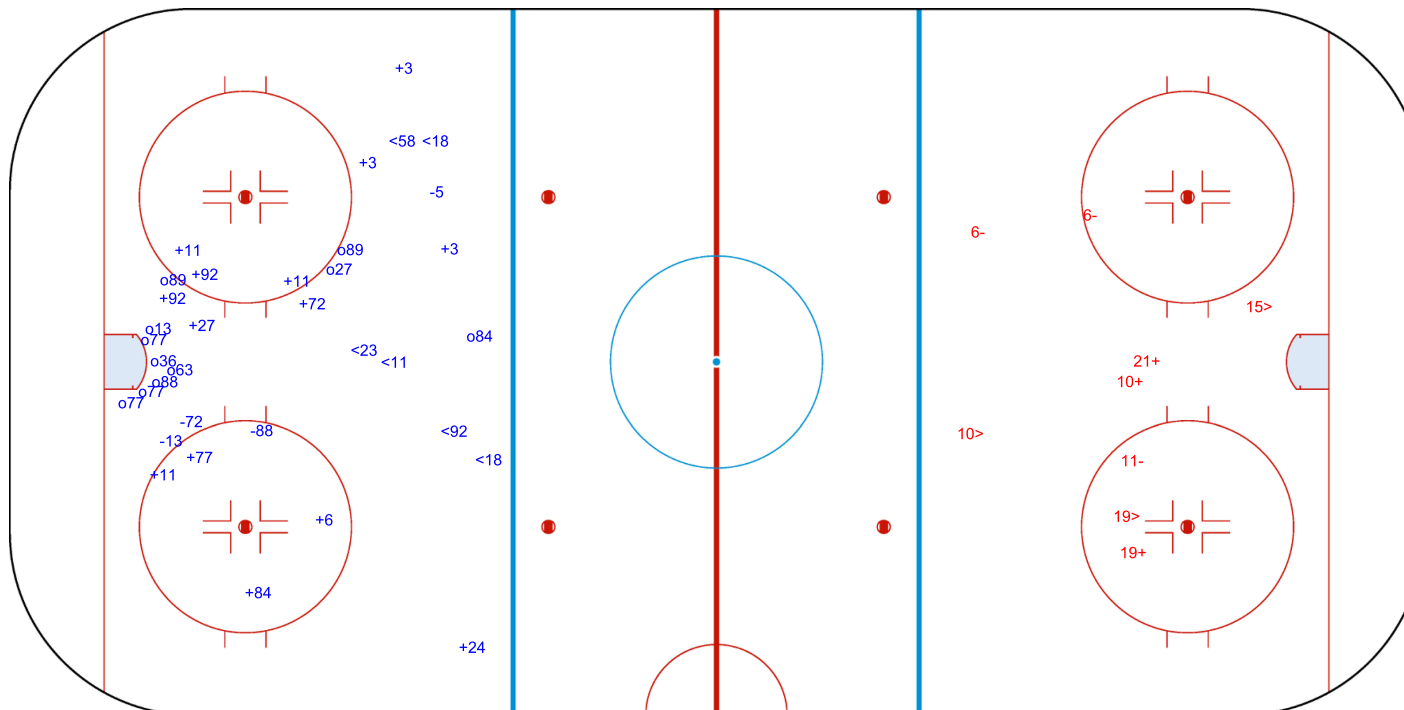


Shots by KGZ

Goals (o): 0 SSG (+): 3
SSP (>): 3 SPG (-): 3



GK 31 of KOR

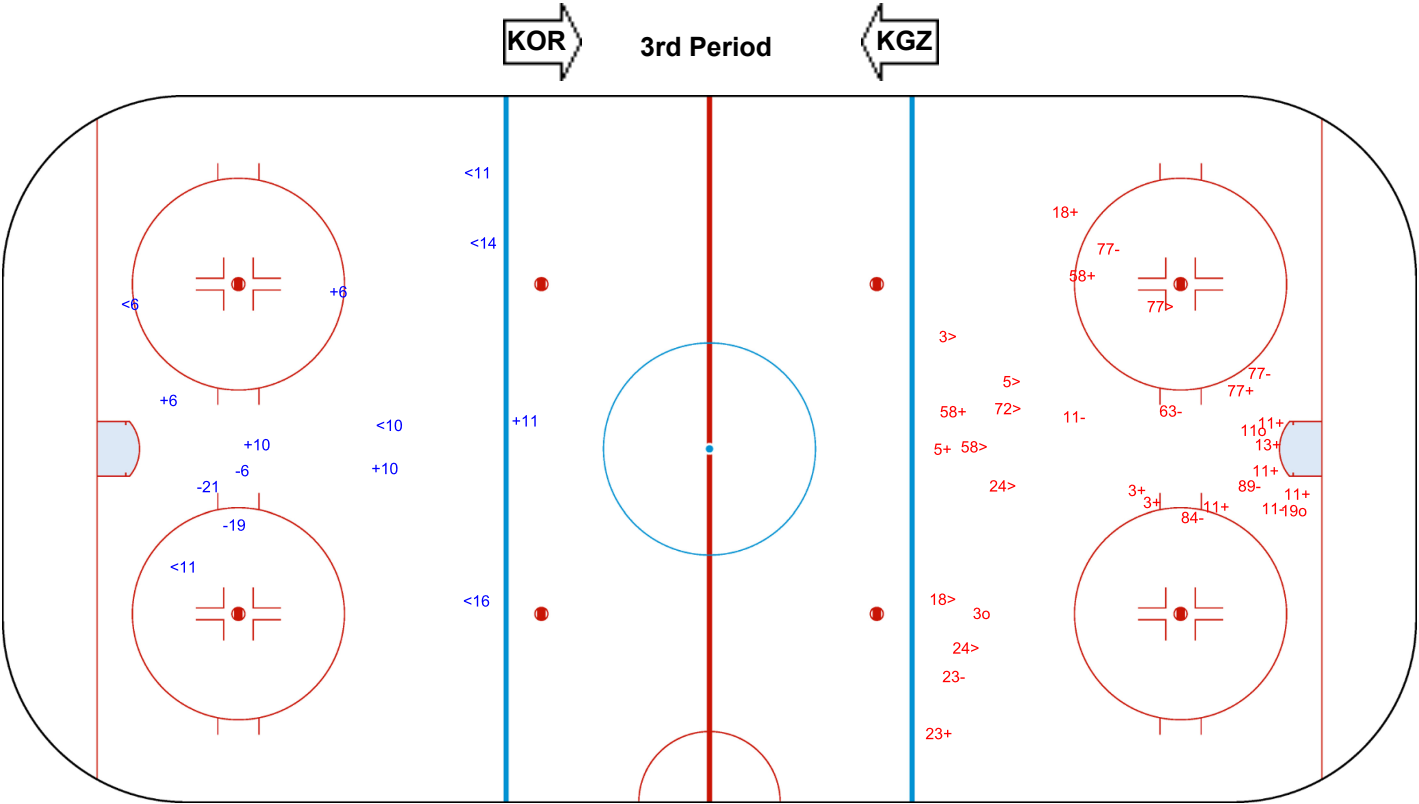





Shots by KGZ
Goals (o): 0
SSP (<): 6
SSG (+): 5
SPG (-): 3



GK 31 of KOR



Shots by KOR
Goals (o): 3
SSP (>): 8
SSG (+): 13
SPG (-): 8



GK 1 of KGZ

Legend:							
GK	Goalkeeper	SPG	Shots past goal	SSG	Shots saved by goalkeeper	SSP	Shots saved by player

Face-off Chart

争球表

KOR - KGZ

1st PERIOD

Total wins / period	KOR		KGZ		KOR		KGZ		Total wins all zones
	Def. zone	Att. zone	Neutral zone		Att. zone	Def. zone			
	- 19	+ 19	+ 19	- 15	+ 13	- 12			
	- 84	+ 15	- 36	+ 15	- 84	+ 14			
			+ 36	- 15	+ 13	- 15			
			- 19	+ 14	- 36	+ 14			
			+ 19	- 15	+ 84	- 15			
			+ 13	- 12	+ 13	- 12			
			- 36	+ 15					
			+ 13	- 12					
		- 36	+ 15						
	0 / 0%	2 / 100%	5 / 56%	4 / 44%	4 / 67%	2 / 33%	9 / 53%	8 / 47%	

				+ 84 - 12	
3 / 60%	2 / 40%	3 / 60%	2 / 40%	8 / 67%	4 / 33%

TOTAL

Total wins / game	KOR	KGZ	KOR	KGZ	KOR	KGZ	Total wins all zones	
	Def. zone	Att. zone	Neutral zone		Att. zone	Def. zone		
	4 / 40%	6 / 60%	17 / 59%	12 / 41%	20 / 77%	6 / 23%	KOR	KGZ
							41 / 63%	24 / 37%

HEAD TO HEAD

		KGZ									
No.		5	12	14	15	19	Tot.	wins KOR	Dz	Nz	Az
KOR	13	2 - 0	6 - 0	1 - 2	3 - 4		18	12 67%	1 50%	2 50%	9 75%
	19		1 - 0	4 - 2	6 - 2	0 - 1	16	11 69%	0 0%	8 67%	3 100%
	36	1 - 0		3 - 1	4 - 4	0 - 1	14	8 57%	1 33%	5 63%	2 67%
	77		1 - 0	1 - 0			2	2 100%			2 100%
	84		1 - 2	4 - 3	3 - 2		15	8 53%	2 50%	2 40%	4 67%
Tot.		3	11	21	28	2	65	41 63%	4 40%	17 59%	20 77%
wins KGZ		0 0%	2 18%	8 38%	12 43%	2 100%	24 37%				
Dz		0 0%	0 0%	4 40%	2 22%		6 23%				
Nz		0 0%	2 40%	2 22%	8 57%		12 41%				
Az			0 0%	2 100%	2 40%	2 100%	6 60%				

Legend:

Az Attacking zone Dz Defending zone No. Jersey number Nz Neutral zone Tot. Total face-offs played

Game Roster

比赛名单

CHN - TPE

Referees

BORYAYEV Anton (KAZ) , CHUBENKO Konstantin (KAZ)

Linespersons

CHOI Doyeon (KOR) , SU Wonil (KOR)

Goalkeepers

Team: CHN

No.	Name	GP	MIP	GA	SVS	SOG	SVS%	GAA
31	CHEN Shifeng	5	183:11	8	93	101	92.08	2.62
32	SUN Zehao	5	120:00	6	52	58	89.66	3.00
79	HU Haoran	0	00:00	0	0	0	0.00	0.00

Team Roster

Team: CHN (Red)

No.	Pos.	Name	GP	G	A	PTS	PIM	+/-
4	D	XU Lang	5	0	0	0	4	0
6	D	CHEN Zimeng	5	0	1	1	2	0
7	D	ZONG Hanming	4	0	0	0	2	+3
8	F	ZUO Tianyou	5	0	2	2	0	+1
11	D	ZHANG Pengfei	5	2	5	7	2	+7
12	F	YU Jilong	5	3	0	3	0	0
16	D	ZHANG Jiaqi	5	1	1	2	0	+5
17	F	GUO Jianing	5	1	3	4	2	+4
23	F	LI Zhihao	5	0	0	0	2	0
24	F	CHEN Kailin	5	0	0	0	4	-1
25	F	LIU Zihao	5	0	0	0	4	0
31	GK	CHEN Shifeng	5	0	0	0	0	
32	GK	SUN Zehao	5	0	0	0	0	
41	D	HAN Yuhang	5	0	3	3	2	-2
56	F	ZHANG Zesen	5	2	5	7	2	+5
71	F	ZHENG Mingju	3	1	2	3	0	-1
73	D	FU Rao	5	0	0	0	4	-2
79	GK	HU Haoran	0	0	0	0	0	
88	F	YAN Juncheng	5	5	1	6	4	+1
91	F	WANG Jing	5	3	3	6	0	+2
92	F	HOU Yuyang	5	2	4	6	0	+3
93	F	LI Mingshenhao	5	0	1	1	6	0
97	F	ZHUANG Xinyu	5	0	0	0	4	0

Head Coach: PEARN Perry Douglas

Team: TPE

No.	Name	GP	MIP	GA	SVS	SOG	SVS%	GAA
1	LEE Yi-Cheng	5	273:48	43	212	255	83.14	9.42
2	CHEN Tai-Yu	5	26:12	9	25	34	73.53	20.61

Team: TPE (White)

No.	Pos.	Name	GP	G	A	PTS	PIM	+/-
1	GK	LEE Yi-Cheng	5	0	0	0	0	
2	GK	CHEN Tai-Yu	5	0	0	0	0	
4	D	SANG Chuo-En	4	0	0	0	0	-1
9	F	CHEN Chiung-Yuan	5	0	0	0	0	-14
11	F	LIN Yi-Kuan	5	0	0	0	6	-16
17	D	CHANG Han-Yuan	5	1	0	1	4	-15
18	F	SHIH Chen-Yun	5	0	0	0	4	-7
19	F	LIN Hung-Ju	5	0	1	1	0	-15
21	D	LIN Ching	5	0	0	0	2	-15
22	D	LI Zheng-Wei	5	0	0	0	0	-12
28	F	LIN Yo-Chen	5	1	1	2	2	-9
41	F	LIN Jui-Yu	5	0	1	1	4	-14
55	D	PAN Yi-Cheng	5	0	0	0	0	-12
61	F	YANG Chang-Hsing	5	0	0	0	2	-9
63	F	WANG Po-Hsiang	5	0	0	0	0	-8
65	D	WANG Yung-Hsuan	5	0	0	0	8	-14
82	D	PENG Mo	5	1	1	2	8	-12
86	F	CHEN Kuan-Ting	5	0	0	0	6	-8
95	F	WEN Pei-An	5	1	1	2	0	-12
97	F	YU Sung-Yin	5	0	0	0	0	-8

Head Coach: WENG To

Legend:

+/-	Plus/minus net	A	Assists	D	Defender	F	Forward
G	Goals	GA	Goals against	GAA	Goals against as average per 60 minutes	GK	Goalkeeper
GP	Games played	MIP	Minutes and seconds played	No.	Jersey number	PIM	Penalties in minutes
Pos.	Position	PTS	Points	SOG	Shots on goal	SVS	Saves
SVS%	Saves in percentage						



Line-Ups 阵容

CHN - TPE

Referees

BORYAYEV Anton (KAZ), CHUBENKO Konstantin (KAZ)

Linespersons

CHOI Doyeon (KOR), SU Wonil (KOR)

Goalkeepers

Team: CHN

No.	Name
31	CHEN Shifeng
32	SUN Zehao

Team: TPE

No.	Name
1	LEE Yi-Cheng
2	CHEN Tai-Yu

Team Line-ups

Team: CHN (Red)

No.	Pos.	Name
6	D	CHEN Zimeng
41	D	HAN Yuhang +A
12	F	YU Jilong
91	F	WANG Jing
92	F	HOU Yuyang
11	D	ZHANG Pengfei
16	D	ZHANG Jiaqi +C
17	F	GUO Jianing
56	F	ZHANG Zesen +A
88	F	YAN Juncheng
7	D	ZONG Hanming
73	D	FU Rao
8	F	ZUO Tianyou
24	F	CHEN Kailin
93	F	LI Mingshenhao
4	D	XU Lang
23	F	LI Zhihao
25	F	LIU Zihao
97	F	ZHUANG Xinyu

Head Coach: PEARN Perry Douglas

Team: TPE (White)

No.	Pos.	Name
17	D	CHANG Han-Yuan
22	D	LI Zheng-Wei
11	F	LIN Yi-Kuan
19	F	LIN Hung-Ju +C
41	F	LIN Jui-Yu
55	D	PAN Yi-Cheng
82	D	PENG Mo +A
28	F	LIN Yo-Chen
61	F	YANG Chang-Hsing +A
95	F	WEN Pei-An
4	D	SANG Chuo-En
21	D	LIN Ching
9	F	CHEN Chiung-Yuan
63	F	WANG Po-Hsiang
86	F	CHEN Kuan-Ting
65	D	WANG Yung-Hsuan
18	F	SHIH Chen-Yun
97	F	YU Sung-Yin

Head Coach: WENG To

NOT DRESSED:

71 F ZHENG Mingju
79 GK HU Haoran

Legend:

+A	Alternate Captain	+C	Captain	D	Defender	F	Forward
No.	Jersey number	Pos.	Position				

Graphical Line-ups

阵容图

CHN - TPE

Referees

BORYAYEV Anton (KAZ) , CHUBENKO Konstantin (KAZ)

Linespersons

CHOI Doyeon (KOR) , SU Wonil (KOR)

Team: CHN - China (Red)

Head Coach: PEARN Perry Douglas

S1		32 SUN Zehao				
31 CHEN Shifeng						
S4	12 YU Jilong	S5	91 WANG Jing	S6	92 HOU Yuyang	
S2		6 CHEN Zimeng	S3			41 HAN Yuhang +A
17 GUO Jianing		88 YAN Juncheng		56 ZHANG Zesen +A		
11 ZHANG Pengfei			16 ZHANG Jiaqi +C			
8 ZUO Tianyou		24 CHEN Kailin		93 LI Mingshenhao		
7 ZONG Hanming			73 FU Rao			
4 XU Lang		97 ZHUANG Xinyu		25 LIU Zihao		
23 LI Zhihao						

Team: TPE - Chinese Taipei (White)

Head Coach: WENG To

S1		1 LEE Yi-Cheng			
2 CHEN Tai-Yu					
S5	19 LIN Hung-Ju +C	S4	11 LIN Yi-Kuan	S6	41 LIN Jui-Yu
S2		17 CHANG Han-Yuan	S3		22 LI Zheng-Wei
28 LIN Yo-Chen		61 YANG Chang-Hsing +A		95 WEN Pei-An	
82 PENG Mo +A		55 PAN Yi-Cheng			
86 CHEN Kuan-Ting		9 CHEN Chiung-Yuan		63 WANG Po-Hsiang	
21 LIN Ching		4 SANG Chuo-En			
18 SHIH Chen-Yun		97 YU Sung-Yin			
65 WANG Yung-Hsuan					

Legend:

+A Alternate Captain

+C Captain

Sn

Starting position

Timing & Results provided by BORNAN



Game Summary

比赛总结

CHN - TPE 7 - 2 (1 - 1, 2 - 0, 4 - 1)

Spectators	Referees	Linespersons
3211	BORYAYEV Anton (KAZ) , CHUBENKO Konstantin (KAZ)	CHOI Doyeon (KOR) , SU Wonil (KOR)

Team Statistics

Period	Score	SVS	SOG	PIM	TPP	PPG	SHG
1	1 : 1	4 : 13	14 : 5	0 : 6	04:10 : 00:00	1 : 0	0 : 0
2	2 : 0	4 : 23	25 : 4	0 : 6	04:53 : 00:00	1 : 0	0 : 0
3	4 : 1	6 : 22	26 : 7	2 : 6	04:44 : 00:51	1 : 0	0 : 0
Total	7 : 2	14 : 58	65 : 16	2 : 18	13:47 : 00:51	3 : 0	0 : 0

1st Period

Action	Time	ET/Res	Team	Type	No.	Name	(G)	Name of Assistant(s) / Action Description
GK	00:00		CHN		32	SUN Zehao		- Goalkeeper in
GK	00:00		TPE		1	LEE Yi-Cheng		- Goalkeeper in
Goal	06:23	0 : 1	TPE	EQ	86	CHEN Kuan-Ting	(1)	63 WANG Po-Hsiang On Ice CHN 32 11 16 25 92 97 TPE 1 4 21 63 86 95
Penalty	08:09	09:27	TPE	2 min.	-	Team penalty		- Too Many Players / Served by: 97 YU Sung-Yin
Goal	09:27	1 : 1	CHN	PP1	56	ZHANG Zesen	(3)	11 ZHANG Pengfei On Ice CHN 32 8 11 16 17 56 8 ZUO Tianyou TPE 1 21 28 63 82 *
Penalty	10:07	12:07	TPE	2 min.	82	PENG Mo		- Holding an opponent
Penalty	10:59	12:59	TPE	2 min.	17	CHANG Han-Yuan		- Slashing

2nd Period

Action	Time	ET/Res	Team	Type	No.	Name	(G)	Name of Assistant(s) / Action Description
Penalty	26:32	28:32	TPE	2 min.	11	LIN Yi-Kuan		- Tripping
Goal	28:32	2 : 1	CHN	EQ	88	YAN Juncheng	(6)	41 HAN Yuhang On Ice CHN 32 8 17 41 56 88 8 ZUO Tianyou TPE 1 11 22 63 82 95
Penalty	34:13	35:10	TPE	2 min.	82	PENG Mo		- Tripping
Goal	35:10	3 : 1	CHN	PP1	11	ZHANG Pengfei	(3)	92 HOU Yuyang On Ice CHN 32 11 12 16 91 92 91 WANG Jing TPE 1 11 17 55 95 *
Time-out	35:10		TPE					
Penalty	38:04	40:04	TPE	2 min.	17	CHANG Han-Yuan		- Delaying the Game

3rd Period

Action	Time	ET/Res	Team	Type	No.	Name	(G)	Name of Assistant(s) / Action Description
Goal	41:17	4 : 1	CHN	EQ	24	CHEN Kailin	(1)	56 ZHANG Zesen On Ice CHN 32 7 23 24 56 93 11 ZHANG Pengfei TPE 1 11 19 22 41 82
Goal	42:55	5 : 1	CHN	EQ	92	HOU Yuyang	(3)	91 WANG Jing On Ice CHN 32 6 12 41 91 92 41 HAN Yuhang TPE 1 11 17 19 22 41
GK	42:55		TPE		2	CHEN Tai-Yu		- Goalkeeper in 1 LEE Yi-Cheng - Goalkeeper out
Penalty	43:20	45:20	CHN	2 min.	56	ZHANG Zesen		- Slashing
Penalty	44:11	46:11	TPE	2 min.	-	Team penalty		- Too Many Players / Served by: 97 YU Sung-Yin
Goal	48:04	6 : 1	CHN	EQ	12	YU Jilong	(4)	92 HOU Yuyang On Ice CHN 32 12 41 73 91 92 TPE 2 28 55 61 82 95
Penalty	48:12	50:01	TPE	2 min.	63	WANG Po-Hsiang		- Illegal Check to the Head or Neck
Goal	50:01	7 : 1	CHN	PP1	11	ZHANG Pengfei	(4)	92 HOU Yuyang On Ice CHN 32 11 12 16 91 92 16 ZHANG Jiaqi TPE 2 21 28 82 95 *
Goal	51:04	7 : 2	TPE	EQ	41	LIN Jui-Yu	(1)	19 LIN Hung-Ju On Ice CHN 32 7 8 23 88 93 TPE 2 11 17 19 22 41
Penalty	54:27	56:27	TPE	2 min.	21	LIN Ching		- Slashing
GK	60:00		CHN					32 SUN Zehao - Goalkeeper out
GK	60:00		TPE					2 CHEN Tai-Yu - Goalkeeper out



Goalkeeper Records

Team : CHN - China

No.	Name	SOG	SVS	MIP
32	SUN Zehao	16	14	60:00
31	CHEN Shifeng			

Team : TPE - Chinese Taipei

No.	Name	SOG	SVS	MIP
1	LEE Yi-Cheng	43	38	42:55
2	CHEN Tai-Yu	22	20	17:05

Game Statistics

Team : CHN (Red)

Head Coach : PEARN Perry Douglas

										Shots on Goal				Time on Ice									
No.	Pos.	Name	G	A	P	PIM	FO+	FO-	FO+/-	FO%	1	2	3	OT	TS	+/-	1	2	3	OT	TOT	SHF	AVG
6	D	CHEN Zimeng	0	0	0	0	0	0	0	0.00	0	0	0	0	0	+1	3:49	4:48	2:35		11:12	16	0:42
12	F	YU Jilong	1	0	1	0	0	0	0	0.00	0	0	2	2	2	+2	6:20	7:57	4:57		19:14	24	0:48
41	D	HAN Yuhang +A	0	2	2	0	0	0	0	0.00	1	0	3	4	4	+3	5:08	5:25	6:16		16:49	21	0:48
91	F	WANG Jing	0	2	2	0	20	10	10	66.67	2	4	2	8	8	+2	6:41	8:30	6:08		21:19	26	0:49
92	F	HOU Yuyang	1	3	4	0	0	0	0	0.00	1	3	5	9	9	+1	7:09	9:09	6:16		22:34	26	0:52
11	D	ZHANG Pengfei	2	2	4	0	0	0	0	0.00	2	4	1	7	7	-1	7:27	8:04	2:40		18:11	23	0:47
16	D	ZHANG Jiaqi +C	0	1	1	0	0	0	0	0.00	0	1	0	1	1	-1	7:56	7:05	6:20		21:21	27	0:47
17	F	GUO Jianing	0	0	0	0	0	0	0	0.00	0	1	1	2	2	+1	6:21	6:47	6:12		19:20	26	0:44
56	F	ZHANG Zesen +A	1	1	2	2	1	1	0	50.00	1	1	0	2	2	+2	6:31	6:09	6:39		19:19	25	0:46
88	F	YAN Juncheng	1	0	1	0	15	4	11	78.95	1	3	2	6	6	0	6:20	6:35	7:23		20:18	25	0:48
7	D	ZONG Hanming	0	0	0	0	0	0	0	0.00	1	1	2	4	4	0	5:39	5:11	6:20		17:10	22	0:46
8	F	ZUO Tianyou	0	2	2	0	1	0	1	100.00	2	1	1	4	4	0	7:24	5:32	9:21		22:17	23	0:58
24	F	CHEN Kailin	1	0	1	0	13	5	8	72.22	2	2	3	7	7	+1	4:38	5:06	6:31		16:15	17	0:57
73	D	FU Rao	0	0	0	0	0	0	0	0.00	0	0	0	0	0	+1	3:45	2:09	6:38		12:32	16	0:47
93	F	LI Mingshenhao	0	0	0	0	0	0	0	0.00	0	1	1	2	2	0	4:38	4:39	6:38		15:55	17	0:56
4	D	XU Lang	0	0	0	0	0	0	0	0.00	1	0	1	2	2	0	2:22	1:35	1:03		5:00	6	0:50
23	F	LI Zhihao	0	0	0	0	0	0	0	0.00	0	3	2	5	5	0	4:16	5:32	6:03		15:51	21	0:45
25	F	LIU Zihao	0	0	0	0	0	0	0	0.00	0	0	0	0	0	-1	1:39	0:00	0:00		1:39	4	0:24
97	F	ZHUANG Xinyu	0	0	0	0	1	0	1	100.00	0	0	0	0	0	-1	1:59	0:00	0:00		1:59	4	0:29
31	GK	CHEN Shifeng	0	0	0	0					0	0	0	0	0								
32	GK	SUN Zehao	0	0	0	0					0	0	0	0	0								
Total			7	13	20	2	51	20	31	71.83	14	25	26	65	65								

Team : TPE (White)

Head Coach : WENG To

										Shots on Goal				Time on Ice									
No.	Pos.	Name	G	A	P	PIM	FO+	FO-	FO+/-	FO%	1	2	3	OT	TS	+/-	1	2	3	OT	TOT	SHF	AVG
11	F	LIN Yi-Kuan	0	0	0	2	4	24	-20	14.29	1	0	0	1	1	-2	6:49	7:16	6:54		20:59	34	0:37
17	D	CHANG Han-Yuan	0	0	0	4	0	0	0	0.00	0	1	2	3	0	0	6:16	6:53	7:42		20:51	33	0:37
19	F	LIN Hung-Ju +C	0	1	1	0	0	1	-1	0.00	2	0	1	3	1	-1	4:50	5:52	5:25		16:07	27	0:35
22	D	LI Zheng-Wei	0	0	0	0	0	0	0	0.00	0	0	0	0	0	-2	6:35	6:43	7:58		21:16	32	0:39
41	F	LIN Jui-Yu	1	0	1	0	0	1	-1	0.00	0	0	1	1	1	-1	6:47	8:36	6:38		22:01	33	0:40
28	F	LIN Yo-Chen	0	0	0	0	3	6	-3	33.33	0	0	0	0	0	-1	8:09	9:18	7:31		24:58	35	0:42
55	D	PAN Yi-Cheng	0	0	0	0	0	0	0	0.00	0	0	0	0	0	-1	7:38	8:05	7:57		23:40	31	0:45
61	F	YANG Chang-Hsing +A	0	0	0	0	10	7	3	58.82	0	1	0	1	1	-1	6:30	5:17	5:24		17:11	24	0:42
82	D	PENG Mo +A	0	0	0	4	0	0	0	0.00	0	0	0	0	0	-3	7:15	8:14	7:34		23:03	32	0:43
95	F	WEN Pei-An	0	0	0	0	0	1	-1	0.00	0	0	3	3	1	-1	6:16	5:40	8:04		20:00	27	0:44
4	D	SANG Chuo-En	0	0	0	0	0	0	0	0.00	0	0	0	0	0	+1	6:06	3:13	4:03		13:22	25	0:32
9	F	CHEN Chiung-Yuan	0	0	0	0	0	0	0	0.00	0	0	0	0	0	0	0:00	0:00	0:00		0:00	0	0:00
21	D	LIN Ching	0	0	0	2	0	0	0	0.00	0	1	0	1	1	+1	6:19	6:52	4:19		17:30	31	0:33
63	F	WANG Po-Hsiang	0	1	1	2	3	11	-8	21.43	1	0	0	1	1	0	6:44	6:35	4:43		18:02	31	0:34
86	F	CHEN Kuan-Ting	1	0	1	0	0	0	0	0.00	1	0	0	1	1	+1	4:49	3:20	5:22		13:31	25	0:32
18	F	SHIH Chen-Yun	0	0	0	0	0	0	0	0.00	0	0	0	0	0	0	0:00	0:00	0:00		0:00	0	0:00
65	D	WANG Yung-Hsuan	0	0	0	0	0	0	0	0.00	0	0	0	0	0	0	0:00	0:00	0:00		0:00	0	0:00
97	F	YU Sung-Yin	0	0	0	0	0	0	0	0.00	0	1	0	1	1	0	3:39	3:13	6:32		13:24	24	0:33
1	GK	LEE Yi-Cheng	0	0	0	0					0	0	0	0	0								
2	GK	CHEN Tai-Yu	0	0	0	0					0	0	0	0	0								
Total			2	2	4	14	20	51	-31	28.17	5	4	7	16	16								

Timing & Results provided by BORNAN



Legend:					
(G)	Goals in tournament	*	Does not count for Plus/minus	+/-	Plus/minus net
+C	Captain	A	Assists	AVG	Average time on ice / shift
EQ	Equal strength	ET/Res	Penalty end time/Result of game	F	Forward
FO+	Face-offs won	FO-	Face-offs lost	FO+/-	Face-offs net
GK	Goalkeeper	MIP	Minutes in play (GK)	No.	Jersey number
P	Points	PIM	Penalties in minutes	Pos.	Position
PPG	Power play goals	SHF	Number of shifts	SHG	Shorthanded goals
SVS	Saves	TOT	Total	TPP	Time on power play
				+A	Alternate Captain
				D	Defender
				FO%	Face-offs won as percentage
				G	Goals
				OT	Overtime
				PP1	Power play - 1 player
				SOG	Shots on goal
				TS	Total shots




Shot Chart

射门表

CHN - TPE

Shots by TPE

Goals (o): 1 SSG (+): 4
SSP (<): 1 SPG (-): 2



GK 32 of CHN



1st Period

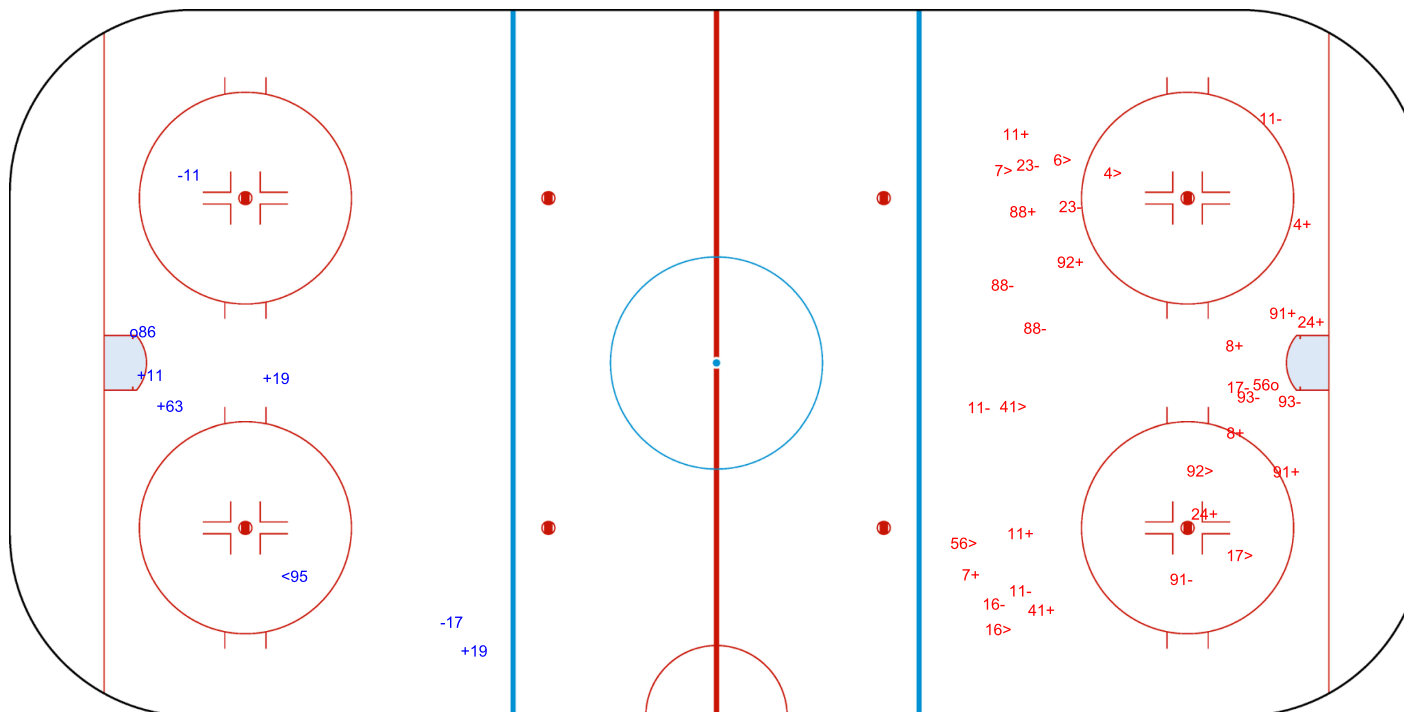


Shots by CHN

Goals (o): 1 SSG (+): 13
SSP (>): 8 SPG (-): 12



GK 1 of TPE






Shots by CHN

Goals (o): 2

SSG (+): 23

SSP (<): 14

SPG (-): 5



GK 1 of TPE



2nd Period




Shots by TPE

Goals (o): 0

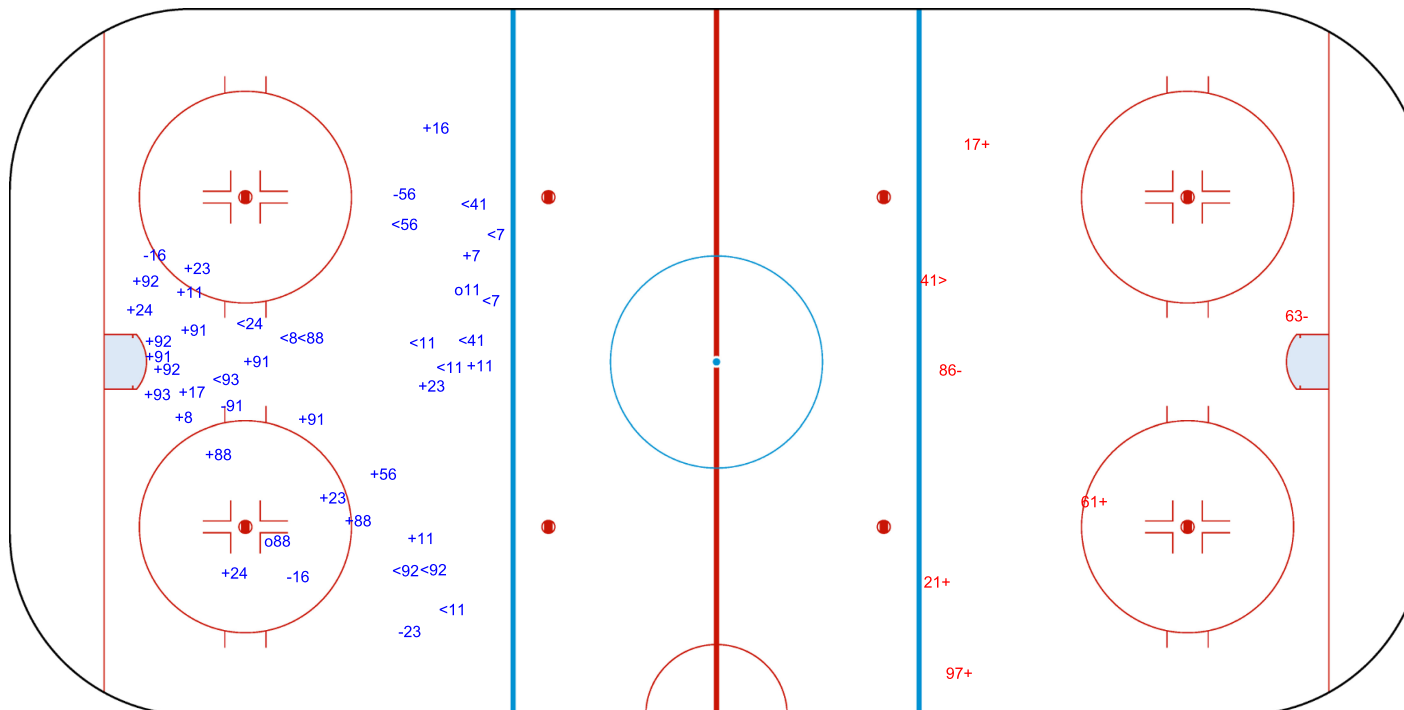
SSG (+): 4


SSP (>): 1

SPG (-): 2



GK 32 of CHN





TUE 11 FEB 2025
Start Time 20:00

Ice Hockey

Men
男子

Play-offs Quarterfinals, Game 34



Goals (o): 1	SSG (+): 6
SSP (<): 2	SPG (-): 3

GK 32 of CHN

CHN

3rd Period

TPE

Goals (o): 4	SOG (+): 22
SSP (>): 14	SPG (-): 4

GK 1 of TPE

GK 2 of TPE

GK	Goalkeeper
-----------	------------

SPG

Shots past goal

SSG

Shots saved by goalkeeper

SSP

Shots saved by player

Timing & Results provided by **BORNAN**

Report Created TUE 11 FEB 2025 22:10

BORNAN
SPORTS TECHNOLOGY

		- 88 + 61		+ 91 - 61	
				+ 88 - 11	
				+ 91 - 28	
				- 24 + 11	
				- 91 + 63	
				+ 88 - 11	
				+ 91 - 28	
				+ 24 - 11	
				+ 24 - 11	
				- 24 + 61	
2 / 50%	2 / 50%	4 / 57%	3 / 43%	11 / 69%	5 / 31%

TOTAL

	CHN	TPE	CHN	TPE	CHN	TPE	Total wins all zones	
	Def. zone	Att. zone	Neutral zone		Att. zone	Def. zone		
Total wins / game	6 / 67%	3 / 33%	12 / 71%	5 / 29%	33 / 73%	12 / 27%	51 / 72%	20 / 28%

HEAD TO HEAD

		TPE						Tot.	wins CHN	Dz	Nz	Az
No.		11	19	28	41	61	63					
CHN	8			1 - 0				1	1 100%			1 100%
	24	6 - 2				2 - 2	5 - 1	18	13 72%	3 75%	3 75%	7 70%
	56					1 - 1		2	1 50%			1 50%
	88	3 - 0		2 - 0	1 - 0	3 - 4	5 - 0	19	15 79%	2 100%	3 50%	10 91%
	91	15 - 2	1 - 0	3 - 3		1 - 3	0 - 2	30	20 67%	1 33%	6 86%	13 65%
	97						1 - 0	1	1 100%			1 100%
Tot.		28	1	9	1	17	14	71	51 72%	6 67%	12 71%	33 73%
wins TPE		4 14%	0 0%	3 33%	0 0%	10 59%	3 21%	20 28%				
Dz		3 17%		3 33%	0 0%	5 56%	1 14%	12 27%				
Nz		1 14%	0 0%			3 75%	1 20%	5 29%				
Az		0 0%				2 50%	1 50%	3 33%				

Legend:

Az Attacking zone Dz Defending zone No. Jersey number Nz Neutral zone Tot. Total face-offs played

Game Roster

比赛名单

JPN - THA

Referees

LI Ho Ching (HKG) , LIU Jiaqi (CHN)

Linespersons

FU Dahe (CHN) , GAO Yinfeng (CHN)

Goalkeepers

Team: JPN

No.	Name	GP	MIP	GA	SVS	SOG	SVS%	GAA
1	NARISAWA Yuta	3	180:00	10	63	73	86.30	3.33
29	OTSUKA Issa	2	60:00	1	12	13	92.31	1.00
30	SATO Eiki	5	60:00	0	13	13	100.00	0.00

Team Roster

Team: JPN (Black)

No.	Pos.	Name	GP	G	A	PTS	PIM	+/-
1	GK	NARISAWA Yuta	3	0	0	0	0	
2	D	HAYATA Seiya	5	0	0	0	4	+3
4	D	YONEYAMA Koki	5	3	2	5	0	+6
5	D	HALLIDAY Jiei	5	1	2	3	0	+6
6	D	YAMADA Kotaro	5	2	0	2	0	+4
7	F	TSUTSUMI Kotaro	5	0	2	2	0	+1
8	D	ISHIDA Riku	5	1	1	2	2	+1
9	F	TAKAGI Kenta	5	2	0	2	0	0
10	F	KOBAYASHI Toi	5	0	6	6	0	+3
11	F	OTSU Kosuke	5	1	4	5	8	+6
12	D	SATO Hiroto	5	0	5	5	2	+4
13	F	OKUBO Masato	5	4	0	4	0	+5
14	F	OSAWA Yuto	5	0	2	2	8	+4
15	F	IRIKURA Taiga	5	2	6	8	0	+4
16	F	HITOSATO Shigeki	5	2	5	7	4	+7
18	F	FURUHASHI Makuru	5	2	0	2	2	+2
19	F	NAKAJIMA Shogo	0	0	0	0	0	0
20	D	OTSU Yusei	5	0	5	5	2	+4
21	F	SUZUKI Kento	5	4	2	6	0	+5
25	F	ISOGAI Sota	5	3	5	8	4	+6
27	D	LAWLOR Kazuki	5	1	2	3	0	+3
29	GK	OTSUKA Issa	2	0	0	0	0	
30	GK	SATO Eiki	5	0	0	0	0	

Head Coach: SKALDE Jarrod

Team: THA

No.	Name	GP	MIP	GA	SVS	SOG	SVS%	GAA
1	KLEINESCHAY Benjamin	5	119:17	20	95	115	82.61	10.06
20	VOLLENWEIDER Dominik	5	177:22	21	180	201	89.55	7.10
25	McALEAR James Na Phikul	0	00:00	0	0	0	0.00	0.00

Team: THA (White)

No.	Pos.	Name	GP	G	A	PTS	PIM	+/-
1	GK	KLEINESCHAY Benjamin	5	0	0	0	0	
4	F	SUKWIBOON Rakchai	5	0	0	0	0	-15
5	D	KINDBORN Ken	5	0	1	1	6	-25
6	F	SUTIVIJITHO Nakrit	5	0	0	0	0	-1
7	F	HONGSWADHI Pann	5	0	0	0	0	0
8	D	PHASUKKIJWATANA Punn	5	0	0	0	0	0
10	F	KHUNRAJ Athit	5	0	0	0	0	-3
11	F	FORSTNER Patrick	5	0	0	0	2	-16
12	D	WATTANA Sarawut	5	0	0	0	0	-7
13	F	LAMPSON Nicholas Charles	4	0	0	0	4	-15
14	D	PHASOOKWONG Sarawut	5	0	0	0	10	-20
15	F	SAKCHAICHAROENKUL Thanachai	5	0	0	0	0	-1
16	D	VATANAPANYAKUL Araya	5	0	0	0	0	-8
17	F	LUCKANATINAKORN Nathaphat	5	0	0	0	2	-4
18	F	LIMPINPHET Chanokchon	5	0	0	0	4	-16
19	F	PHUANGROT Thatsanai	4	0	0	0	0	-11
20	GK	VOLLENWEIDER Dominik	5	0	0	0	4	
22	D	YANNAKORNTHANAPUNT Natchayatorn	5	0	1	1	0	-11
24	D	TAWON Satira	5	0	0	0	0	-1
25	GK	McALEAR James Na Phikul	0	0	0	0	0	
28	F	AAROLA Kim	5	2	0	2	0	-16
61	F	ISAKSSON Jan	5	0	0	0	0	-15

Head Coach: COOK Casey

Legend:

+/- Plus/minus net	A Assists	D Defender	F Forward
G Goals	GA Goals against	GAA Goals against as average per 60 minutes	GK Goalkeeper
GP Games played	MIP Minutes and seconds played	No. Jersey number	PIM Penalties in minutes
Pos. Position	PTS Points	SOG Shots on goal	SVS Saves
SVS% Saves in percentage			

Line-Ups 阵容

JPN - THA

Referees

LI Ho Ching (HKG), LIU Jiaqi (CHN)

Linespersons

FU Dahe (CHN), GAO Yinfeng (CHN)

Goalkeepers

Team: JPN

No.	Name
29	OTSUKA Issa
30	SATO Eiki

Team Line-ups

Team: JPN (Black)

No.	Pos.	Name
6	D	YAMADA Kotaro
8	D	ISHIDA Riku +A
15	F	IRIKURA Taiga
16	F	HITOSATO Shigeki
25	F	ISOGAI Sota
2	D	HAYATA Seiya
4	D	YONEYAMA Koki
10	F	KOBAYASHI Toi
19	F	NAKAJIMA Shogo +C
21	F	SUZUKI Kento
5	D	HALLIDAY Jiei +A
12	D	SATO Hiroto
9	F	TAKAGI Kenta
11	F	OTSU Kosuke
14	F	OSAWA Yuto
20	D	OTSU Yusei
27	D	LAWLOR Kazuki
7	F	TSUTSUMI Kotaro
13	F	OKUBO Masato
18	F	FURUHASHI Makuru

Head Coach: SKALDE Jarrod

NOT DRESSED:

1 GK NARISAWA Yuta

Team: THA

No.	Name
1	KLEINESCHAY Benjamin
20	VOLLENWEIDER Dominik

Team: THA (White)

No.	Pos.	Name
12	D	WATTANA Sarawut
22	D	YANNAKORNTHANAPUNT Natchayatorn
13	F	LAMPSON Nicholas Charles +A
18	F	LIMPINPHET Chanokchon
28	F	AAROLA Kim +A
16	D	VATANAPANYAKUL Araya
24	D	TAWON Satira
11	F	FORSTNER Patrick
17	F	LUCKANATINAKORN Nathaphat
19	F	PHUANGROT Thatsanai
5	D	KINDBORN Ken +C
14	D	PHASOOKWONG Sarawut
4	F	SUKWIBOON Rakchai
7	F	HONGSWADHI Pann
10	F	KHUNRAJ Athit
8	D	PHASUKKIJWATANA Punn
6	F	SUTIVIJITHO Nakrit
15	F	SAKCHAICHAROENKUL Thanachai

Head Coach: COOK Casey

NOT DRESSED:

25 GK McALEAR James Na Phikul
61 F ISAKSSON Jan

Legend:

+A Alternate Captain
No. Jersey number

+C Captain
Pos. Position

D Defender

F Forward

Graphical Line-ups

阵容图

JPN - THA

Referees

LI Ho Ching (HKG) , LIU Jiaqi (CHN)

Linespersons

FU Dahe (CHN) , GAO Yinfeng (CHN)

Team: JPN - Japan (Black)

Head Coach: SKALDE Jarrod

S1 30 SATO Eiki		29 OTSUKA Issa	
S6 25 ISOGAI Sota	S4 15 IRIKURA Taiga	S5 16 HITOSATO Shigeki	
S2 6 YAMADA Kotaro		S3 8 ISHIDA Riku +A	
10 KOBAYASHI Toi	19 NAKAJIMA Shogo +C	21 SUZUKI Kento	
2 HAYATA Seiya		4 YONEYAMA Koki	
9 TAKAGI Kenta	14 OSAWA Yuto	11 OTSU Kosuke	
12 SATO Hiroto		5 HALLIDAY Jiei +A	
7 TSUTSUMI Kotaro	18 FURUHASHI Makuru	13 OKUBO Masato	
20 OTSU Yusei		27 LAWLOR Kazuki	

Team: THA - Thailand (White)

Head Coach: COOK Casey

S1 1 KLEINESCHAY Benjamin		20 VOLLENWEIDER Dominik	
S4 13 LAMPSON Nicholas Charles +A	S6 28 AAROLA Kim +A	S5 18 LIMPINPHET Chanokchon	
S2 12 WATTHANA Sarawut		S3 22 YANNAKORNTHANAPUNT Natchayatorn	
11 FORSTNER Patrick	19 PHUANGROT Thatsanai	17 LUCKANATINAKORN Nathaphat	
24 TAWON Satira		16 VATANAPANYAKUL Araya	
4 SUKWIBOON Rakchai	10 KHUNRAJ Athit	7 HONGSWADHI Pann	
5 KINDBORN Ken +C		14 PHASOOKWONG Sarawut	
15 SAKCHAICHAROENKUL Thanachai		6 SUTIVIJITHO Nakrit	
8 PHASUKKIJWATANA Punn			

Legend:

+A Alternate Captain

+C Captain

Sn

Starting position

Timing & Results provided by BORNAN

Game Summary

比赛总结

JPN - THA 15 - 2 (3 - 1, 6 - 1, 6 - 0)

Spectators	Referees	Linespersons
1163	LI Ho Ching (HKG), LIU Jiaqi (CHN)	FU Dahe (CHN), GAO Yinfeng (CHN)

Team Statistics

Period	Score	SVS	SOG	PIM	TPP	PPG	SHG
1	3 : 1	4 : 16	19 : 5	4 : 0	00:00 : 04:00	0 : 0	0 : 0
2	6 : 1	2 : 23	29 : 3	0 : 4	01:56 : 00:00	2 : 0	0 : 0
3	6 : 0	2 : 25	31 : 2	6 : 8	03:40 : 02:00	0 : 0	0 : 0
Total	15 : 2	8 : 64	79 : 10	10 : 12	05:36 : 06:00	2 : 0	0 : 0

1st Period

Action	Time	ET/Res	Team	Type	No.	Name	(G)	Name of Assistant(s) / Action Description
GK	00:00		JPN		30	SATO Eiki		- Goalkeeper in
GK	00:00		THA		1	KLEINESCHAY B		- Goalkeeper in
Goal	03:36	1 : 0	JPN	EQ	10	KOBAYASHI T	(1)	19 NAKAJIMA Shogo On Ice JPN 30 2 4 10 19 21 THA 1 4 5 13 22 28
Penalty	06:05	08:05	JPN	2 min.	27	LAWLOR K		- Holding an opponent
Penalty	11:15	13:15	JPN	2 min.	16	HITOSATO Shigeki		- Interference
Goal	14:12	2 : 0	JPN	EQ	21	SUZUKI Kento	(5)	10 KOBAYASHI T On Ice JPN 30 2 4 10 19 21 4 YONEYAMA Koki THA 1 11 12 18 19 24
Goal	18:54	3 : 0	JPN	EQ	14	OSAWA Yuto	(1)	6 YAMADA Kotaro On Ice JPN 30 6 8 9 11 14 8 ISHIDA Riku THA 1 12 14 17 18 28
Goal	19:34	3 : 1	THA	EQ	28	AAROLA K	(3)	13 LAMPSON NC On Ice JPN 30 7 13 18 20 27 5 KINDBORN K THA 1 5 13 16 19 28

2nd Period

Action	Time	ET/Res	Team	Type	No.	Name	(G)	Name of Assistant(s) / Action Description
Goal	22:26	4 : 1	JPN	EQ	11	OTSU Kosuke	(2)	9 TAKAGI Kenta On Ice JPN 30 2 9 11 12 14 2 HAYATA Seiya THA 1 11 12 13 19 24
Goal	26:23	5 : 1	JPN	EQ	19	NAKAJIMA Shogo	(1)	2 HAYATA Seiya On Ice JPN 30 2 4 9 12 19 4 YONEYAMA Koki THA 1 4 13 14 22 28
Goal	28:35	5 : 2	THA	EQ	11	FORSTNER Patrick	(1)	13 LAMPSON NC On Ice JPN 30 15 16 20 25 27 THA 1 5 11 13 16 19
Penalty	31:11	32:41	THA	2 min.	13	LAMPSON NC		- High Sticking
Penalty	31:11	33:07	THA	2 min.	13	LAMPSON NC		- High Sticking
Goal	32:41	6 : 2	JPN	PP1	15	IRIKURA Taiga	(3)	16 HITOSATO Shigeki On Ice JPN 30 4 15 16 19 25 4 YONEYAMA Koki THA 1 4 5 16 28 *
Goal	33:07	7 : 2	JPN	PP1	25	ISOGAI Sota	(4)	16 HITOSATO Shigeki On Ice JPN 30 4 15 16 19 25 4 YONEYAMA Koki THA 1 14 19 22 28 *
Goal	35:51	8 : 2	JPN	EQ	10	KOBAYASHI T	(2)	21 SUZUKI Kento On Ice JPN 30 2 4 10 19 21 2 HAYATA Seiya THA 1 13 16 18 22 28
Goal	38:32	9 : 2	JPN	EQ	15	IRIKURA Taiga	(4)	16 HITOSATO Shigeki On Ice JPN 30 2 4 15 16 25 2 HAYATA Seiya THA 1 11 12 13 19 24

3rd Period

Action	Time	ET/Res	Team	Type	No.	Name	(G)	Name of Assistant(s) / Action Description
GK	40:00		JPN		29	OTSUKA Issa		- Goalkeeper in
Goal	40:22	10 : 2	JPN	EQ	6	YAMADA Kotaro	(3)	25 ISOGAI Sota On Ice JPN 29 6 8 15 16 25 15 IRIKURA Taiga THA 1 10 11 14 19 22
Goal	41:56	11 : 2	JPN	EQ	9	TAKAGI Kenta	(3)	11 OTSU Kosuke On Ice JPN 29 5 9 11 12 14 14 OSAWA Yuto THA 1 4 5 13 16 18
Goal	43:54	12 : 2	JPN	EQ	10	KOBAYASHI T	(3)	4 YONEYAMA Koki On Ice JPN 29 2 4 10 19 21 19 NAKAJIMA Shogo THA 1 5 11 13 16 28
Time-out	43:54		THA					
Goal	44:07	13 : 2	JPN	EQ	2	HAYATA Seiya	(1)	19 NAKAJIMA Shogo On Ice JPN 29 2 4 10 19 21 THA 1 6 13 14 22 28



TUE 11 FEB 2025

Start Time 20:00
End Time 22:15

Men
男子
Play-offs Quarterfinals, Game 35
1/4决赛, 比赛 35

Action	Time	ET/Res	Team	Type	No.	Name	(G)	Name of Assistant(s) / Action Description
Goal	44:56	14 : 2	JPN	EQ	5	HALLIDAY Jiei	(2)	On Ice JPN 29 5 9 11 12 14 THA 1 4 8 16 17 18
Penalty	46:29	48:29	JPN	2 min.	16	HITOSATO Shigeki	- Slashing	
Goal	50:13	15 : 2	JPN	EQ	11	OTSU Kosuke	(3)	On Ice JPN 29 2 4 9 11 14 THA 1 10 11 16 19 24
Penalty	55:54	57:54	THA	2 min.	11	FORSTNER Patrick	- Holding an opponent	
Penalty	56:40	58:40	JPN	2 min.	15	IRIKURA Taiga	- Cross-Checking	
Penalty	56:40	58:40	THA	2 min.	12	WATTTHANA Sarawut	- Roughing	
Penalty	56:40	58:40	JPN	2 min.	16	HITOSATO Shigeki	- Unsportsmanlike Conduct	
Penalty	56:40	58:40	THA	2 min.	-	Team penalty	- Unsportsmanlike Conduct / Served by: 10 KHUNRAJ Athit	
Penalty	58:20	60:00	THA	2 min.	13	LAMPSON NC	- Elbowing	
GK	60:00		JPN					29 OTSUKA Issa - Goalkeeper out
GK	60:00		THA					1 KLEINESCHAY B - Goalkeeper out

Goalkeeper Records

Team : JPN - Japan

Team : THA - Thailand

No.	Name	SOG	SVS	MIP
30	SATO Eiki	8	6	40:00
29	OTSUKA Issa	2	2	20:00

No.	Name	SOG	SVS	MIP
1	KLEINESCHAY Benjamin	79	64	60:00
20	VOLLENWEIDER Dominik			

Game Statistics

Team : JPN (Black)

Head Coach : SKALDE Jarrod

Head Coach : SKALDE Jarrod										Shots on Goal					Time on Ice								
No.	Pos.	Name	G	A	P	PIM	FO+	FO-	FO+/-	FO%	1	2	3	OT	TS	+/-	1	2	3	OT	TOT	SHF	AVG
6	D	YAMADA Kotaro	1	1	2	0	0	0	0	0.00	2	3	2		7	+2	5:07	5:59	3:32		14:38	19	0:46
8	D	ISHIDA Riku +A	0	1	1	0	0	0	0	0.00	0	1	0		1	+2	5:06	6:41	6:26		18:13	21	0:52
15	F	IRIKURA Taiga	2	1	3	2	10	8	2	55.56	0	2	0		2	+1	4:54	5:06	4:24		14:24	21	0:41
16	F	HITOSATO Shigeki	0	3	3	6	0	0	0	0.00	0	0	1		1	+1	3:48	4:49	5:48		14:25	22	0:39
25	F	ISOGAI Sota	1	1	2	0	0	0	0	0.00	2	2	4		8	+1	4:05	5:24	5:59		15:28	21	0:44
2	D	HAYATA Seiya	1	4	5	0	0	0	0	0.00	0	0	4		4	+9	4:57	5:45	4:21		15:03	18	0:50
4	D	YONEYAMA Koki	0	6	6	0	0	0	0	0.00	1	1	1		3	+8	5:31	5:19	6:37		17:27	19	0:55
10	F	KOBAYASHI Toi	3	1	4	0	3	0	3	100.00	2	2	4		8	+5	3:39	5:37	4:44		14:00	18	0:46
19	F	NAKAJIMA Shogo +C	1	3	4	0	6	1	5	85.71	1	2	0		3	+6	3:52	5:36	5:51		15:19	17	0:54
21	F	SUZUKI Kento	1	1	2	0	0	0	0	0.00	1	2	0		3	+5	4:13	6:11	5:24		15:48	21	0:45
5	D	HALLIDAY Jiei +A	1	0	1	0	0	0	0	0.00	1	1	1		3	+2	5:33	5:45	3:58		15:16	19	0:48
9	F	TAKAGI Kenta	1	1	2	0	0	0	0	0.00	2	1	1		4	+6	6:00	5:08	3:42		14:50	17	0:52
11	F	OTSU Kosuke	2	1	3	0	0	0	0	0.00	0	1	2		3	+5	6:17	4:45	3:46		14:48	17	0:52
12	D	SATO Hiroto	0	0	0	0	0	0	0	0.00	1	1	1		3	+4	5:13	5:53	5:17		16:23	20	0:49
14	F	OSAWA Yuto	1	2	3	0	15	3	12	83.33	2	2	1		5	+5	5:53	6:04	4:29		16:26	19	0:51
7	F	TSUTSUMI Kotaro	0	0	0	0	0	0	0	0.00	1	1	3		5	-1	4:29	4:01	6:27		14:57	19	0:47
13	F	OKUBO Masato	0	0	0	0	2	5	-3	28.57	0	2	1		3	-1	4:03	4:12	5:36		13:51	17	0:48
18	F	FURUHASHI Makuru	0	0	0	0	2	4	-2	33.33	2	4	2		8	-1	4:40	3:54	3:46		12:20	16	0:46
20	D	OTSU Yusei	0	0	0	0	0	0	0	0.00	0	0	2		2	-2	4:32	1:59	4:23		10:54	14	0:46
27	D	LAWLOR Kazuki	0	0	0	2	0	0	0	0.00	1	1	1		3	-2	4:08	1:52	3:30		9:30	14	0:40
29	GK	OTSUKA Issa	0	0	0	0					0	0	0		0								
30	GK	SATO Eiki	0	0	0	0					0	0	0		0								
Total			15	26	41	10	38	21	17	64.41	19	29	31		79								

Team : THA (White)

Head Coach : COOK Casey

Head Coach : COOK Casey										Shots on Goal						Time on Ice							
No.	Pos.	Name	G	A	P	PIM	FO+	FO-	FO+/-	FO%	1	2	3	OT	TS	+/-	1	2	3	OT	TOT	SHF	AVG
12	D	WATTTHANA Sarawut	0	0	0	2	0	0	0	0.00	0	0	0		0	-4	5:43	6:26	6:52		19:01	18	1:03
13	F	LAMPSON Nicholas Charles +A	0	2	2	6	0	0	0	0.00	1	0	0		1	-6	12:31	10:59	10:14		33:44	21	1:36
18	F	LIMPINPHET Chanokchon	0	0	0	0	0	0	0	0.00	1	0	0		1	-5	8:03	6:53	5:25		20:21	17	1:11
22	D	YANNAKORNTHANAPUNT Natchayatorn	0	0	0	0	0	0	0	0.00	0	0	0		0	-5	9:14	7:50	9:39		26:43	22	1:12
28	F	AAROLA Kim +A	1	0	1	0	16	15	1	51.61	1	0	1		2	-5	12:13	9:56	7:56		30:05	23	1:18

Timing & Results provided by BORNAN



TUE 11 FEB 2025
Start Time 20:00
End Time 22:15

Men
男子
Play-offs Quarterfinals, Game 35
1/4决赛, 比赛 35

Head Coach : COOK Casey										Shots on Goal					Time on Ice								
No.	Pos.	Name	G	A	P	PIM	FO+	FO-	FO+/-	FO%	1	2	3	OT	TS	+/-	1	2	3	OT	TOT	SHF	AVG
11	F	FORSTNER Patrick	1	0	1	2	0	6	-6	0.00	1	1	1		3	-5	9:53	8:38	9:18		27:49	26	1:04
16	D	VATANAPANYAKUL Araya	0	0	0	0	0	0	0	0.00	0	0	0		0	-3	3:56	6:32	4:41		15:09	17	0:53
17	F	LUKANATINAKORN Nathaphat	0	0	0	0	0	0	0	0.00	1	0	0		1	-2	6:15	4:12	4:29		14:56	15	0:59
19	F	PHUANGROT Thatsanai	0	0	0	0	4	9	-5	30.77	0	1	0		1	-3	4:59	7:33	6:46		19:18	19	1:00
24	D	TAWON Satira	0	0	0	0	0	0	0	0.00	0	0	0		0	-4	4:24	6:15	4:52		15:31	16	0:58
4	F	SUKWIBOON Rakchai	0	0	0	0	1	7	-6	12.50	0	1	0		1	-4	4:11	5:30	5:39		15:20	16	0:57
5	D	KINDBORN Ken +C	0	1	1	0	0	0	0	0.00	0	0	0		0	-1	7:25	6:02	0:51		14:18	15	0:57
7	F	HONGSWADHI Pann	0	0	0	0	0	0	0	0.00	0	0	0		0	0	0:00	0:00	0:21		0:21	1	0:21
10	F	KHUNRAJ Athit	0	0	0	0	0	0	0	0.00	0	0	0		0	-2	1:55	4:23	2:56		9:14	9	1:01
14	D	PHASOOKWONG Sarawut	0	0	0	0	0	1	-1	0.00	0	0	0		0	-4	9:18	6:55	9:06		25:19	20	1:15
6	F	SUTIVIJITHO Nakrit	0	0	0	0	0	0	0	0.00	0	0	0		0	-1	0:00	0:00	0:13		0:13	1	0:13
8	D	PHASUKKIJWATANA Punn	0	0	0	0	0	0	0	0.00	0	0	0		0	-1	0:00	0:00	4:57		4:57	7	0:42
15	F	SAKCHAICHAROENKUL Thanachai	0	0	0	0	0	0	0	0.00	0	0	0		0	0	0:00	0:00	2:05		2:05	3	0:41
1	GK	KLEINESCHAY Benjamin	0	0	0	0					0	0	0		0								
20	GK	VOLLENWEIDER Dominik	0	0	0	0					0	0	0		0								
Total			2	3	5	10	21	38	-17	35.59	5	3	2		10								

Legend:							
(G)	Goals in tournament	*	Does not count for Plus/minus	+/-	Plus/minus net	+A	Alternate Captain
+C	Captain	A	Assists	AVG	Average time on ice / shift	D	Defender
EQ	Equal strength	ET/Res	Penalty end time/Result of game	F	Forward	FO%	Face-offs won as percentage
FO+	Face-offs won	FO-	Face-offs lost	FO+/-	Face-offs net	G	Goals
GK	Goalkeeper	MIP	Minutes in play (GK)	No.	Jersey number	OT	Overtime
P	Points	PIM	Penalties in minutes	Pos.	Position	PP1	Power play - 1 player
PPG	Power play goals	SHF	Number of shifts	SHG	Shorthanded goals	SOG	Shots on goal
SVS	Saves	TOT	Total	TPP	Time on power play	TS	Total shots

Shot Chart

射门表

JPN - THA

Shots by THA

Goals (o): 1

SSG (+): 4

SSP (<): 3

SPG (-): 3



GK 30 of JPN



1st Period

THA

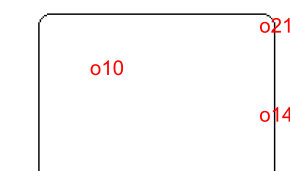
Shots by JPN

Goals (o): 3

SSG (+): 16

SSP (>): 17

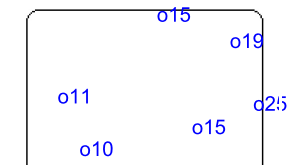
SPG (-): 8



GK 1 of THA



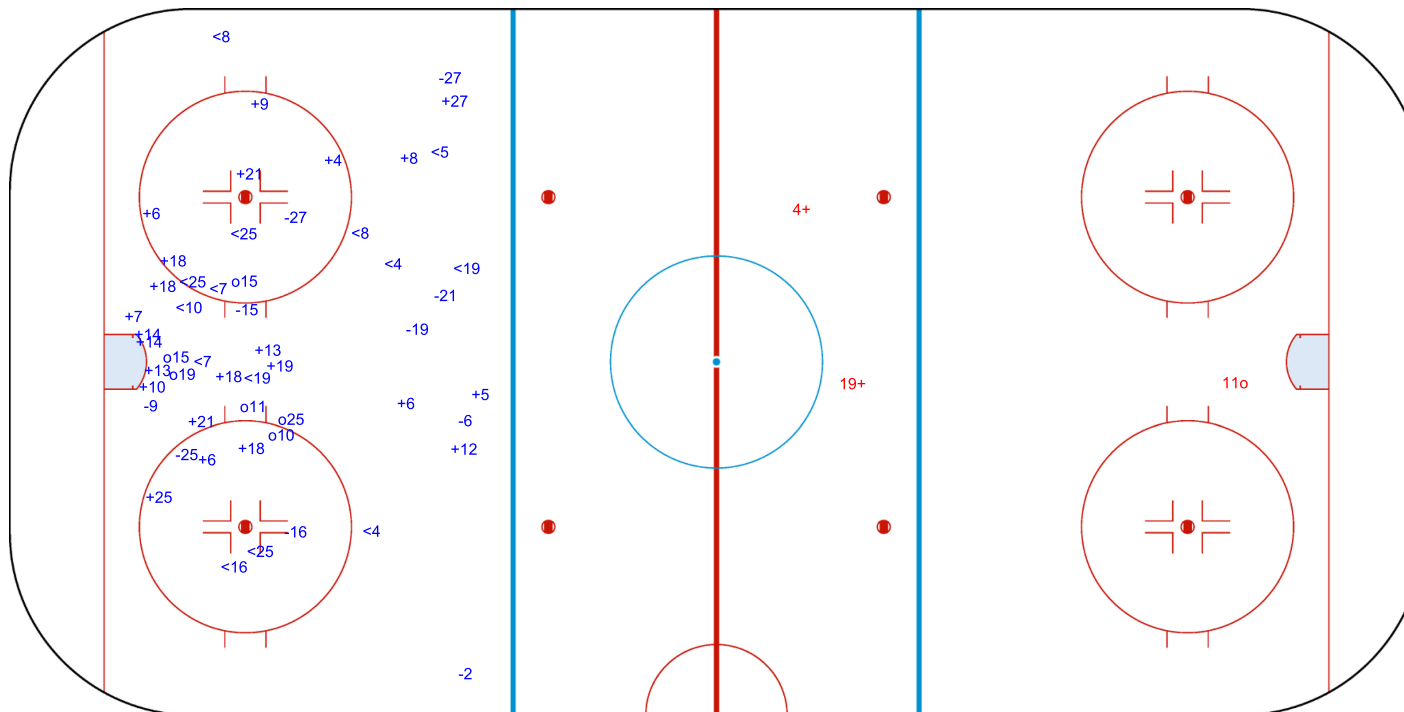
Shots by JPN
Goals (o): 6
SSP (<): 14
SSG (+): 23
SPG (-): 10




GK 1 of THA



2nd Period



Shots by THA
Goals (o): 1
SSP (>): 0
SSG (+): 2
SPG (-): 0



GK 30 of JPN



TUE 11 FEB 2025
Start Time 20:00

Ice Hockey
冰球

Men
男子

Play-offs Quarterfinals, Game 35



Goals (o): 0	SSG (+): 2
SSP (<): 0	SPG (-): 1

GK 30 of JPN

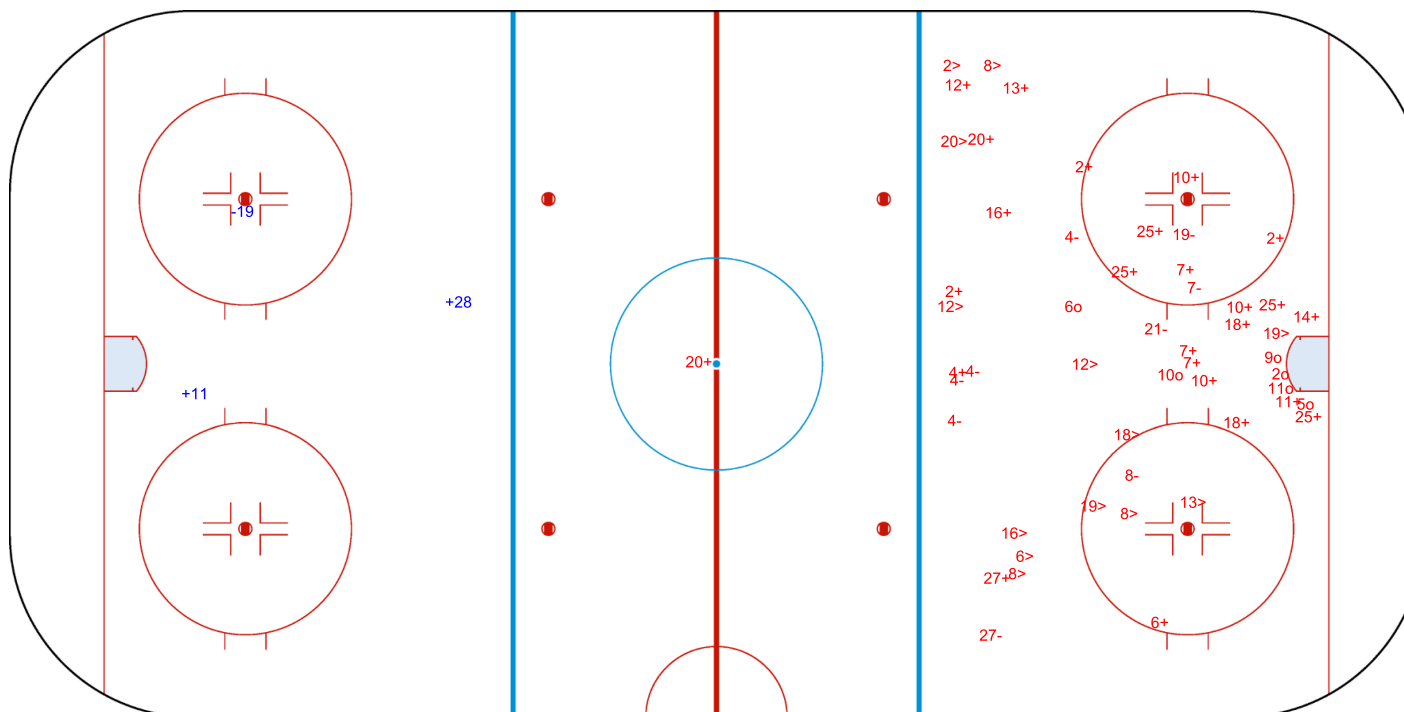


3rd Period

THA

Goals (o): 6	SOG (+): 25
SSP (>): 13	SPG (-): 9

GK 1 of THA



GK	Goalkeeper
-----------	------------

SPG

Shots past goal

SSG

Shots saved by goalkeeper

SSP

Shots saved by player

Timing & Results provided by **BORNAN**

Report Created TUE 11 FEB 2025 22:16

BORNAN
SPORTS TECHNOLOGY

Face-off Chart

争球表

JPN - THA

1st PERIOD

Total wins / period	JPN	THA	JPN	THA	JPN	THA	Total wins all zones	
	Def. zone	Att. zone	Neutral zone		Att. zone	Def. zone		
	- 15	+ 28	- 15	+ 28	+ 10	- 11		
	+ 14	- 28	+ 19	- 11	- 14	+ 28		
	+ 14	- 11	- 13	+ 28	+ 15	- 19		
	+ 15	- 28	+ 19	- 28	+ 14	- 28		
	+ 15	- 28	+ 19	- 11	+ 13	- 19		
			- 18	+ 28	- 14	+ 28		
			- 15	+ 4	- 15	+ 28		
			+ 15	- 4	- 18	+ 28		
				- 13	+ 28			
				+ 19	- 11			
				+ 14	- 11			

2nd PERIOD

Total wins / period	JPN		THA		JPN		THA		Total wins all zones						
	Def. zone	Att. zone	Neutral zone		Att. zone	Def. zone									
	+ 14	- 28	+ 15	- 28	+ 14	- 19									
			+ 14	- 28	+ 15	- 19									
			+ 14	- 28	- 13	+ 28									
			+ 19	- 4	- 15	+ 28									
			- 18	+ 28	+ 19	- 14									
			+ 15	- 28											
			+ 14	- 19											
			+ 14	- 4											
+ 18			- 19												
- 15	+ 28														
1 / 100%		0 / 0%		8 / 80%		2 / 20%		3 / 60%		2 / 40%		12 / 75%		4 / 25%	

3rd PERIOD

Total wins / period	JPN		THA		JPN		THA		Total wins all zones	
	Def. zone	Att. zone	Neutral zone		Att. zone	Def. zone				
	- 13	+ 28	- 15	+ 19	+ 15	- 19				
	- 13	+ 28	- 19	+ 28	+ 15	- 19				
			+ 18	- 4	+ 14	- 4				
			+ 10	- 28	- 14	+ 19				
		+ 14	- 28	- 15	+ 19					
		+ 14	- 4	+ 14	- 28					
		- 18	+ 19	+ 13	- 4					
		+ 15	- 19	+ 14	- 28					
		+ 10	- 28							
					</					

TOTAL

Total wins / game	JPN	THA	JPN	THA	JPN	THA	Total wins all zones	
	Def. zone	Att. zone	Neutral zone		Att. zone	Def. zone		
							JPN	THA
	5 / 63%	3 / 37%	18 / 67%	9 / 33%	15 / 63%	9 / 37%	38 / 64%	21 / 36%

HEAD TO HEAD

	No.	THA					Tot.	wins JPN	Dz	Nz	Az
		4	11	14	19	28					
JPN	10		1 - 0			2 - 0	3	3 100%		2 100%	1 100%
	13	1 - 0			1 - 0	0 - 5	7	2 29%	0 0%	0 0%	2 50%
	14	3 - 0	2 - 0		2 - 1	8 - 2	18	15 83%	3 100%	6 100%	6 67%
	15	1 - 1			5 - 2	4 - 5	18	10 56%	2 67%	4 50%	4 57%
	18	1 - 0			1 - 1	0 - 3	6	2 33%		2 40%	0 0%
	19	1 - 0	3 - 0	1 - 0		1 - 1	7	6 86%		4 80%	2 100%
	Tot.	8	6	1	13	31	59	38 64%	5 63%	18 67%	15 63%
	wins THA	1 13%	0 0%	0 0%	4 31%	16 52%	21 36%				
	Dz	0 0%	0 0%	0 0%	2 25%	7 70%	9 37%				
	Nz	1 17%	0 0%		2 40%	6 43%	9 33%				
	Az		0 0%			3 43%	3 37%				

Legend:

Az Attacking zone Dz Defending zone No. Jersey number Nz Neutral zone Tot. Total face-offs played

Game Roster

比赛名单

KAZ - CHN

Referees

CHAE Young Jin (KOR) , SHEN Yen-Chin (TPE)

Linespersons

CHI Hongda (CHN) , MASHENKIN Vladislav (KAZ)

Goalkeepers

Team: KAZ

No.	Name	GP	MIP	GA	SVS	SOG	SVS%	GAA
1	AMIRBEKOV Jelal-Ad-Din	4	60:57	0	13	13	100.00	0.00
20	SHUTOV Andrey	4	240:00	3	55	58	94.83	0.75
30	PAVLENKO Maxim	4	59:03	0	5	5	100.00	0.00

Team Roster

Team: KAZ (Blue)

No.	Pos.	Name	GP	G	A	PTS	PIM	+/-
1	GK	AMIRBEKOV Jelal-Ad-Din	4	0	1	1	0	
2	D	BREUS Dmitriy	6	1	4	5	2	+16
3	D	GAITAMIROV Tamirlan	6	3	1	4	4	+16
6	F	BUYALSKIY Andrey	5	2	4	6	0	+7
7	D	DANIYAR Samat	6	3	12	15	0	+17
8	F	OSPANOV Ruslan	6	5	2	7	0	+12
9	D	BUTENKO Danil	6	1	3	4	2	+10
14	F	OMIRBEKOV Alikhan	6	3	8	11	0	+19
15	D	KOROLYOV Artyom	6	1	4	5	2	+12
16	F	BORISSEVICH Alexandr	6	2	8	10	4	+14
17	F	STARCHENKO Roman	6	7	7	14	0	+19
18	F	RYMAREV Yevgeniy	6	7	9	16	0	+20
19	F	GRENTS Dmitriy	6	5	1	6	0	+6
20	GK	SHUTOV Andrey	4	0	0	0	0	
21	F	KOLESNIKOV Vyacheslav	6	5	3	8	2	+13
22	F	PANYUKOV Kirill	6	7	8	15	0	+13
23	F	CHAPOROV Denis	6	1	8	9	2	+10
24	F	SAVITSKIY Kirill	6	2	10	12	0	+12
25	D	STEPANENKO Ivan	6	1	6	7	2	+9
26	D	MIKHAILOV Eduard	6	0	3	3	0	+9
27	F	LIKHOTNIKOV Artem	6	4	14	18	0	+17
28	D	BEKETAYEV Adil	6	5	7	12	0	+17
30	GK	PAVLENKO Maxim	4	0	0	0	0	

Head Coach: BOLYAKIN Oleg

Team: CHN

No.	Name	GP	MIP	GA	SVS	SOG	SVS%	GAA
31	CHEN Shifeng	6	183:11	8	93	101	92.08	2.62
32	SUN Zehao	6	180:00	8	66	74	89.19	2.67
79	HU Haoran	0	00:00	0	0	0	0.00	0.00

Team: CHN (White)

No.	Pos.	Name	GP	G	A	PTS	PIM	+/-
4	D	XU Lang	6	0	0	0	4	0
6	D	CHEN Zimeng	6	0	1	1	2	+1
7	D	ZONG Hanming	5	0	0	0	2	+3
8	F	ZUO Tianyou	6	0	4	4	0	+1
11	D	ZHANG Pengfei	6	4	7	11	2	+6
12	F	YU Jilong	6	4	0	4	0	+2
16	D	ZHANG Jiaqi	6	1	2	3	0	+4
17	F	GUO Jianing	6	1	3	4	2	+5
23	F	LI Zhihao	6	0	0	0	2	0
24	F	CHEN Kailin	6	1	0	1	4	0
25	F	LIU Zihao	6	0	0	0	4	-1
31	GK	CHEN Shifeng	6	0	0	0	0	
32	GK	SUN Zehao	6	0	0	0	0	
41	D	HAN Yuhang	6	0	5	5	2	+1
56	F	ZHANG Zesen	6	3	6	9	4	+7
71	F	ZHENG Mingju	3	1	2	3	0	-1
73	D	FU Rao	6	0	0	0	4	-1
79	GK	HU Haoran	0	0	0	0	0	
88	F	YAN Juncheng	6	6	1	7	4	+1
91	F	WANG Jing	6	3	5	8	0	+4
92	F	HOU Yuyang	6	3	7	10	0	+4
93	F	LI Mingshenhao	6	0	1	1	6	0
97	F	ZHUANG Xinyu	6	0	0	0	4	-1

Head Coach: PEARN Perry Douglas

Legend:

+/-	Plus/minus net	A	Assists	D	Defender	F	Forward
G	Goals	GA	Goals against	GAA	Goals against as average per 60 minutes	GK	Goalkeeper
GP	Games played	MIP	Minutes and seconds played	No.	Jersey number	PIM	Penalties in minutes
Pos.	Position	PTS	Points	SOG	Shots on goal	SVS	Saves
SVS%	Saves in percentage						

Line-Ups 阵容

KAZ - CHN

Referees

CHAE Young Jin (KOR), SHEN Yen-Chin (TPE)

Linespersons

CHI Hongda (CHN), MASHENKIN Vladislav (KAZ)

Goalkeepers

Team: KAZ

No.	Name
1	AMIRBEKOV Jelal-Ad-Din
20	SHUTOV Andrey

Team: CHN

No.	Name
31	CHEN Shifeng
32	SUN Zehao

Team Line-ups

Team: KAZ (Blue)

No.	Pos.	Name
7	D	DANIYAR Samat
28	D	BEKETAYEV Adil +A
14	F	OMIRBEKOV Alikhan
17	F	STARCHENKO Roman +C
18	F	RYMAREV Yevgeniy +A
2	D	BREUS Dmitriy
3	D	GAITAMIROV Tamirlan
22	F	PANYUKOV Kirill
24	F	SAVITSKIY Kirill
27	F	LIKHOTNIKOV Artem
25	D	STEPANENKO Ivan
26	D	MIKHAILOV Eduard
6	F	BUYALSKIY Andrey
8	F	OSPA NOV Ruslan
19	F	GRENTS Dmitriy
9	D	BUTENKO Danil
15	D	KOROLYOV Artyom
16	F	BORISSEVICH Alexandr
21	F	KOLESNIKOV Vyacheslav
23	F	CHAPOROV Denis

Head Coach: BOLYAKIN Oleg

NOT DRESSED:

30 GK PAVLENKO Maxim

Team: CHN (White)

No.	Pos.	Name
11	D	ZHANG Pengfei
16	D	ZHANG Jiaqi +C
17	F	GUO Jianing
56	F	ZHANG Zesen +A
88	F	YAN Juncheng
6	D	CHEN Zimeng
41	D	HAN Yuhang +A
12	F	YU Jilong
91	F	WANG Jing
92	F	HOU Yuyang
7	D	ZONG Hanming
8	F	ZUO Tianyou
23	F	LI Zhihao
24	F	CHEN Kailin
93	F	LI Mingshenhao
4	D	XU Lang
73	D	FU Rao
25	F	LIU Zihao
97	F	ZHUANG Xinyu

Head Coach: PEARN Perry Douglas

NOT DRESSED:

71 F ZHENG Mingju
79 GK HU Haoran

Legend:

+A Alternate Captain
No. Jersey number

+C Captain
Pos. Position

D Defender

F Forward

Graphical Line-ups

阵容图

KAZ - CHN

Referees

CHAE Young Jin (KOR) , SHEN Yen-Chin (TPE)

Linespersons

CHI Hongda (CHN) , MASHENKIN Vladislav (KAZ)

Team: KAZ - Kazakhstan (Blue)

Head Coach: BOLYAKIN Oleg

S1 20 SHUTOV Andrey		
1 AMIRBEKOV Jelal-Ad-Din		
S5 17 STARCHENKO Roman +C	S4 14 OMIRBEKOV Alikhan	S6 18 RYMAREV Yevgeniy +A
S2 7 DANIYAR Samat	S3 28 BEKETAYEV Adil +A	
24 SAVITSKIY Kirill	27 LIKHOTNIKOV Artem	22 PANYUKOV Kirill
2 BREUS Dmitriy		3 GAITAMIROV Tamirlan
6 BUYALSKIY Andrey	19 GRENTS Dmitriy	8 OSPANOV Ruslan
25 STEPANENKO Ivan		26 MIKHAILOV Eduard
21 KOLESNIKOV Vyacheslav	16 BORISSEVICH Alexandr	23 CHAPOROV Denis
15 KOROLYOV Artyom		9 BUTENKO Danil

Team: CHN - China (White)

Head Coach: PEARN Perry Douglas

S1 31 CHEN Shifeng		
32 SUN Zehao		
S4 17 GUO Jianing	S6 88 YAN Juncheng	S5 56 ZHANG Zesen +A
S2 11 ZHANG Pengfei	S3 16 ZHANG Jiaqi +C	
12 YU Jilong	91 WANG Jing	92 HOU Yuyang
6 CHEN Zimeng		41 HAN Yuhang +A
8 ZUO Tianyou	24 CHEN Kailin	93 LI Mingshenhao
23 LI Zhihao		7 ZONG Hanming
4 XU Lang	97 ZHUANG Xinyu	25 LIU Zihao
		73 FU Rao

Legend:

+A Alternate Captain

+C Captain

Sn

Starting position

Timing & Results provided by BORNAN



Game Summary
比赛总结

KAZ - CHN 3 - 1 (0 - 0 , 2 - 0 , 1 - 1)

Spectators	Referees	Linespersons
3144	CHAE Young Jin (KOR) , SHEN Yen-Chin (TPE)	CHI Hongda (CHN) , MASHENKIN Vladislav (KAZ)

Team Statistics

Period	Score	SVS	SOG	PIM	TPP	PPG	SHG
1	0 : 0	5 : 19	19 : 5	4 : 4	02:00 : 02:00	0 : 0	0 : 0
2	2 : 0	3 : 24	26 : 3	4 : 2	01:13 : 03:13	0 : 0	0 : 0
3	1 : 1	3 : 12	13 : 4	2 : 2	00:52 : 00:52	0 : 0	0 : 0
Total	3 : 1	11 : 55	58 : 12	10 : 8	04:05 : 06:05	0 : 0	0 : 0

1st Period

Action	Time	ET/Res	Team	Type	No.	Name	(G)	Name of Assistant(s) / Action Description
GK	00:00		KAZ		20	SHUTOV Andrey		- Goalkeeper in
GK	00:00		CHN		31	CHEN Shifeng		- Goalkeeper in
Penalty	06:44	08:44	CHN	2 min.	4	XU Lang		- Interference on a Goalkeeper
Penalty	09:42	11:42	KAZ	2 min.	7	DANIYAR Samat		- Interference
Penalty	17:10	19:10	CHN	2 min.	17	GUO Jianing		- Roughing
Penalty	17:10	19:10	KAZ	2 min.	23	CHAPOROV Denis		- Roughing

2nd Period

Action	Time	ET/Res	Team	Type	No.	Name	(G)	Name of Assistant(s) / Action Description
Penalty	30:13	32:13	KAZ	2 min.	19	GRENTS Dmitriy		- High Sticking
Penalty	33:27	35:27	KAZ	2 min.	27	LIKHOTNIKOV Artem		- Interference
Penalty	34:40	36:40	CHN	2 min.	-	Team penalty		- Too Many Players / Served by: 93 LI Mingshenhao
Goal	36:45	1 : 0	KAZ	EQ	17	STARCHENKO Roman	(8)	18 RYMAREV Yevgeniy On Ice KAZ 20 8 14 17 18 28 28 BEKETAYEV Adil CHN 31 6 12 41 88 93
Goal	39:47	2 : 0	KAZ	EQ	19	GRENTS Dmitriy	(6)	26 MIKHAILOV Eduard On Ice KAZ 20 6 8 19 25 26 8 OSPANOV Ruslan CHN 31 11 12 16 91 92

3rd Period

Action	Time	ET/Res	Team	Type	No.	Name	(G)	Name of Assistant(s) / Action Description
Penalty	47:02	49:02	KAZ	2 min.	26	MIKHAILOV Eduard		- Tripping
Penalty	47:54	49:54	CHN	2 min.	-	Team penalty		- Too Many Players / Served by: 93 LI Mingshenhao
Goal	58:47	2 : 1	CHN	EQ	91	WANG Jing	(4)	93 LI Mingshenhao On Ice KAZ 20 6 9 15 23 27 CHN 31 7 23 91 92 93
Time-out	58:47		CHN					
GK	59:02		CHN					31 CHEN Shifeng - Goalkeeper out
GK	59:06		CHN		31	CHEN Shifeng		- Goalkeeper in
Goal	59:12	3 : 1	KAZ	EQ	2	BREUS Dmitriy	(2)	27 LIKHOTNIKOV Artem On Ice KAZ 20 2 3 22 24 27 CHN 31 11 41 56 91 92
GK	59:21		CHN					31 CHEN Shifeng - Goalkeeper out
GK	60:00		KAZ					20 SHUTOV Andrey - Goalkeeper out

Goalkeeper Records

Team : KAZ - Kazakhstan

No.	Name	SOG	SVS	MIP
20	SHUTOV Andrey	12	11	60:00
1	AMIRBEKOV Jelal-Ad-Din			

Team : CHN - China

No.	Name	SOG	SVS	MIP
31	CHEN Shifeng	58	55	59:17
32	SUN Zehao			

Game Statistics

Team : KAZ (Blue)																								
Head Coach : BOLIYAKIN Oleg										Shots on Goal				Time on Ice										
No.	Pos.	Name	G	A	P	PIM	FO+	FO-	FO+/-	FO%	1	2	3	OT	TS	+/-	1	2	3	OT	TOT	SHF	AVG	
7	D	DANIYAR Samat	0	0	0	2	0	0	0	0.00	0	2	0		2	0	6:11	6:16	4:57		17:24	26	0:40	

Timing & Results provided by BORNAN



Harbin Ice Hockey Arena

哈尔滨冰球馆

THU 13 FEB 2025

Start Time 10:00
End Time 12:10

Ice Hockey

冰球

Men
男子

Play-offs Semifinals, Game 36

半决赛, 比赛 36



Head Coach : BOLYAKIN Oleg										Shots on Goal					Time on Ice								
No.	Pos.	Name	G	A	P	PIM	FO+	FO-	FO+/-	FO%	1	2	3	OT	TS	+/-	1	2	3	OT	TOT	SHF	AVG
14	F	OMIRBEKOV Alikhan	0	0	0	0	11	7	4	61.11	1	0	0		1	+1	7:21	6:16	6:02		19:39	26	0:45
17	F	STARCHENKO Roman +C	1	0	1	0	0	0	0	0.00	2	2	0		4	+1	5:36	4:41	5:29		15:46	23	0:41
18	F	RYMAREV Yevgeniy +A	0	1	1	0	0	0	0	0.00	1	1	1		3	+1	6:19	5:47	6:13		18:19	24	0:45
28	D	BEKETAYEV Adil +A	0	1	1	0	0	0	0	0.00	4	3	1		8	+1	6:07	6:39	5:56		18:42	27	0:41
2	D	BREUS Dmitriy	1	0	1	0	0	0	0	0.00	0	3	1		4	+1	7:11	7:03	4:13		18:27	24	0:46
3	D	GAITAMIROV Tamirlan	0	0	0	0	0	0	0	0.00	0	2	0		2	+1	6:04	5:44	5:38		17:26	24	0:43
22	F	PANYUKOV Kirill	0	0	0	0	0	1	-1	0.00	2	3	0		5	+1	5:12	6:32	5:24		17:08	24	0:42
24	F	SAVITSKIY Kirill	0	0	0	0	0	0	0	0.00	2	2	1		5	+1	6:19	6:27	4:52		17:38	25	0:42
27	F	LIKHOTNIKOV Artem	0	1	1	2	7	8	-1	46.67	2	1	0		3	0	5:38	6:26	5:19		17:23	27	0:38
6	F	BUYALSKIY Andrey	0	0	0	0	0	0	0	0.00	0	1	0		1	0	3:06	3:34	4:10		10:50	17	0:38
8	F	OSPANOV Ruslan	0	1	1	0	0	0	0	0.00	0	0	2		2	+2	4:31	5:07	4:14		13:52	24	0:34
19	F	GRENTS Dmitriy	1	0	1	2	3	3	0	50.00	3	2	0		5	+1	4:43	3:10	4:39		12:32	22	0:34
25	D	STEPANENKO Ivan	0	0	0	0	0	0	0	0.00	0	0	2		2	+1	2:24	4:30	4:59		11:53	21	0:33
26	D	MIKHAILOV Eduard	0	1	1	2	0	0	0	0.00	0	1	0		1	+1	4:03	4:23	5:04		13:30	23	0:35
9	D	BUTENKO Danil	0	0	0	0	0	0	0	0.00	1	0	0		1	-1	3:20	2:44	3:33		9:37	15	0:38
15	D	KOROLYOV Artyom	0	0	0	0	0	0	0	0.00	0	0	0		0	-1	3:54	1:52	4:47		10:33	15	0:42
16	F	BORISSEVICH Alexandr	0	0	0	0	3	4	-1	42.86	0	2	1		3	0	3:33	3:35	4:05		11:13	20	0:33
21	F	KOLESNIKOV Vyacheslav	0	0	0	0	0	0	0	0.00	1	1	3		5	0	3:09	2:04	4:05		9:18	14	0:39
23	F	CHAPOROV Denis	0	0	0	2	5	3	2	62.50	0	0	1		1	-1	3:19	3:10	4:21		10:50	19	0:34
1	GK	AMIRBEKOV Jelal-Ad-Din	0	0	0	0					0	0	0		0								
20	GK	SHUTOV Andrey	0	0	0	0					0	0	0		0								
Total			3	5	8	10	29	26	3	52.73	19	26	13		58								

Team : CHN (White)

Head Coach : PEARN Perry Douglas										Shots on Goal						Time on Ice									
No.	Pos.	Name	G	A	P	PIM	FO+	FO-	FO+/-	FO%	1	2	3	OT	TS	+/-	1	2	3	OT	TOT	SHF	AVG		
11	D	ZHANG Pengfei	0	0	0	0	0	0	0	0.00	0	0	0		0	-2	7:32	7:52	6:42		22:06	35	0:37		
16	D	ZHANG Jiaqi +C	0	0	0	0	0	0	0	0.00	0	0	0		0	-1	8:42	6:55	7:37		23:14	35	0:39		
17	F	GUO Jianing	0	0	0	2	0	0	0	0.00	0	1	0		1	0	5:30	6:07	5:15		16:52	30	0:33		
56	F	ZHANG Zesen +A	0	0	0	0	3	3	0	50.00	0	1	0		1	-1	6:21	7:00	8:02		21:23	33	0:38		
88	F	YAN Juncheng	0	0	0	0	6	11	-5	35.29	1	0	0		1	-1	6:08	6:02	7:43		19:53	36	0:33		
6	D	CHEN Zimeng	0	0	0	0	0	0	0	0.00	0	0	0		0	-1	8:09	8:29	7:05		23:43	32	0:44		
12	F	YU Jilong	0	0	0	0	0	0	0	0.00	1	0	0		1	-2	7:49	6:42	5:33		20:04	27	0:44		
41	D	HAN Yuhang +A	0	0	0	0	0	0	0	0.00	1	0	0		1	-2	8:40	7:35	8:47		25:02	35	0:42		
91	F	WANG Jing	1	0	1	0	14	8	6	63.64	1	1	1		3	-1	9:03	7:41	8:09		24:53	32	0:46		
92	F	HOU Yuyang	0	0	0	0	0	0	0	0.00	0	0	2		2	-1	9:13	8:11	9:31		26:55	32	0:50		
7	D	ZONG Hanming	0	0	0	0	0	0	0	0.00	0	0	0		0	+1	3:41	3:37	4:50		12:08	19	0:38		
8	F	ZUO Tianyou	0	0	0	0	0	0	0	0.00	0	0	0		0	0	2:35	6:54	4:26		13:55	19	0:43		
23	F	LI Zhihao	0	0	0	0	0	0	0	0.00	0	0	0		0	+1	2:24	4:27	4:14		11:05	17	0:39		
24	F	CHEN Kailin	0	0	0	0	3	7	-4	30.00	1	0	0		1	0	4:26	5:31	4:45		14:42	21	0:42		
93	F	LI Mingshenhao	0	1	1	0	0	0	0	0.00	0	0	1		1	0	4:36	4:57	5:29		15:02	23	0:39		
4	D	XU Lang	0	0	0	2	0	0	0	0.00	0	0	0		0	0	0:34	0:00	0:00		0:34	3	0:11		
25	F	LIU Zihao	0	0	0	0	0	0	0	0.00	0	0	0		0	0	2:16	0:00	0:33		2:49	5	0:33		
73	D	FU Rao	0	0	0	0	0	0	0	0.00	0	0	0		0	0	0:00	0:00	0:00		0:00	0	0:00		
97	F	ZHUANG Xinyu	0	0	0	0	0	0	0	0.00	0	0	0		0	0	0:21	0:00	0:00		0:21	1	0:21		
31	GK	CHEN Shifeng	0	0	0	0					0	0	0		0										
32	GK	SUN Zehao	0	0	0	0					0	0	0		0										
Total			1	1	2	4	26	29	-3	47.27	5	3	4		12										



Legend:			
(G)	Goals in tournament	+/-	Plus/minus net
A	Assists	AVG	Average time on ice / shift
ET/Res	Penalty end time/Result of game	F	Forward
FO-	Face-offs lost	FO+/-	Face-offs net
MIP	Minutes in play (GK)	No.	Jersey number
PIM	Penalties in minutes	Pos.	Position
SHG	Shorthanded goals	SOG	Shots on goal
TTP	Time on power play	TS	Total shots
		+A	Alternate Captain
		D	Defender
		FO%	Face-offs won as percentage
		G	Goals
		OT	Overtime
		PPG	Power play goals
		SVS	Saves
		+C	Captain
		EQ	Equal strength
		FO+	Face-offs won
		GK	Goalkeeper
		P	Points
		SHF	Number of shifts
		TOT	Total



Shot Chart

射门表

KAZ - CHN

Shots by KAZ

Goals (o): 0

SSG (+): 19

SSP (<): 4

SPG (-): 11



GK 31 of CHN



1st Period



Shots by CHN

Goals (o): 0

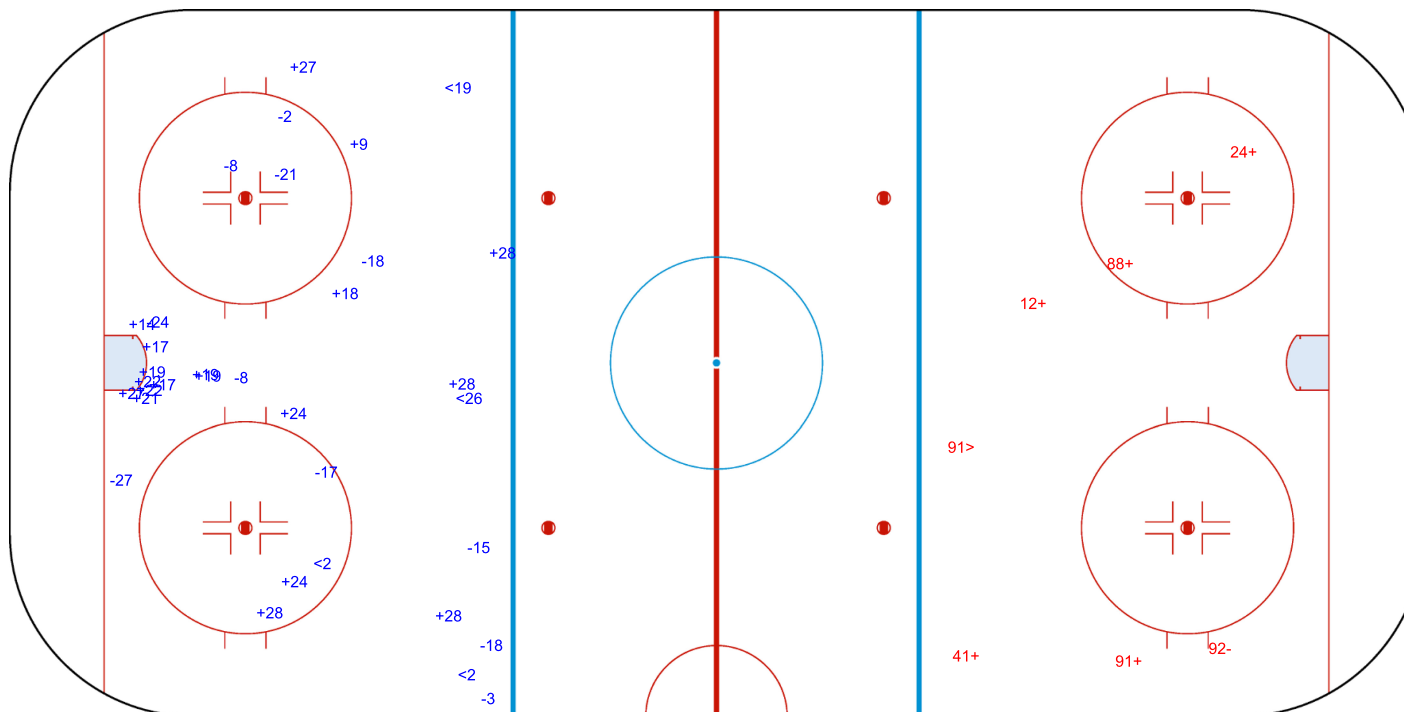
SSG (+): 5

SSP (>): 1

SPG (-): 1



GK 20 of KAZ





Shots by CHN

Goals (o): 0

SSG (+): 3

SSP (<): 6

SPG (-): 2



GK 20 of KAZ



2nd Period



Shots by KAZ

Goals (o): 2

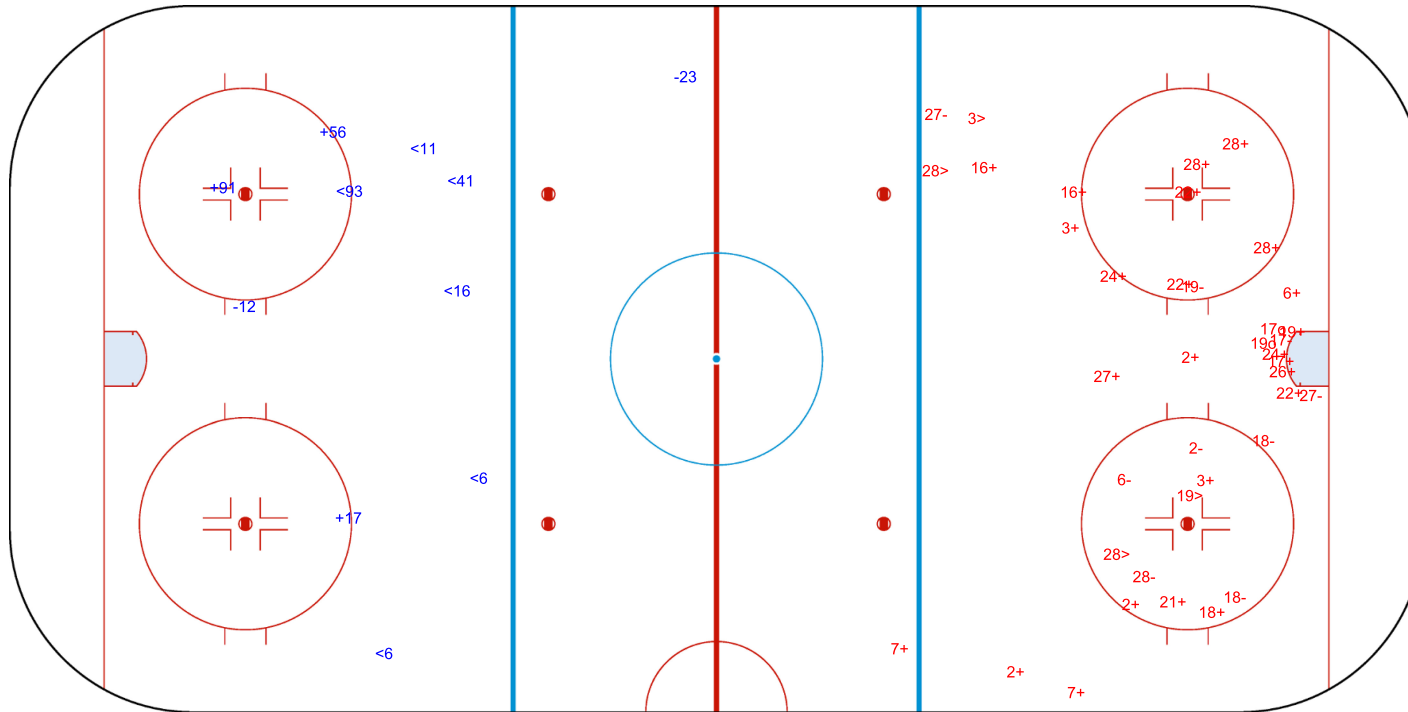
SSG (+): 24

SSP (>): 4

SPG (-): 9



GK 31 of CHN



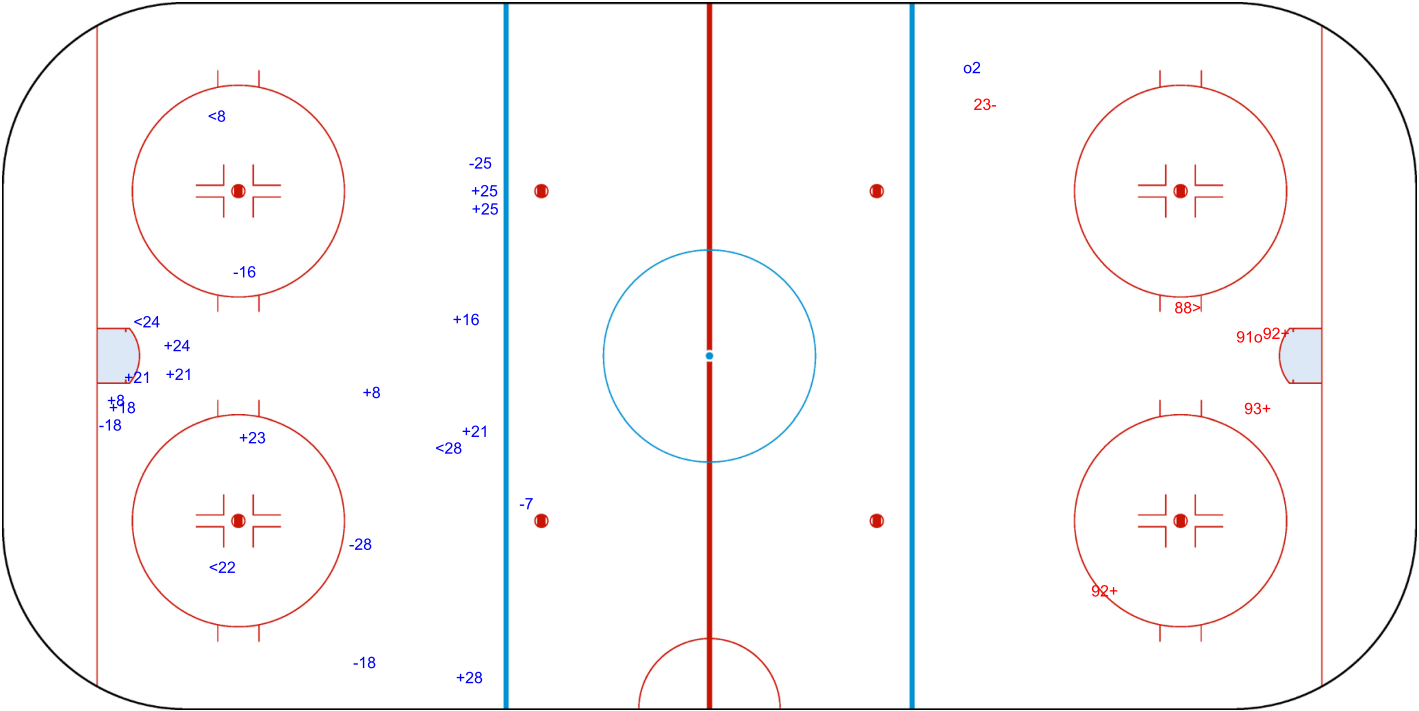


Shots by KAZ
Goals (o): 1
SSP (<): 4
SSG (+): 12
SPG (-): 6




GK 31 of CHN

CHN 3rd Period KAZ



Shots by CHN
Goals (o): 1
SSP (>): 1
SSG (+): 3
SPG (-): 1



GK 20 of KAZ

Legend:							
GK	Goalkeeper	SPG	Shots past goal	SSG	Shots saved by goalkeeper	SSP	Shots saved by player



Face-off Chart
争球表
KAZ - CHN

1st PERIOD

Total wins / period	KAZ	CHN	KAZ	CHN	KAZ	CHN	Total wins all zones	
	Def. zone	Att. zone	Neutral zone		Att. zone	Def. zone		
	- 14	+ 88	+ 14	- 88	- 19	+ 91		
	+ 27	- 91	+ 14	- 24	- 23	+ 24		
	- 19	+ 56	- 27	+ 91	+ 14	- 24		
			- 14	+ 91	+ 14	- 88		
					- 27	+ 91		
					+ 14	- 88		
					+ 14	- 88		
					- 23	+ 56		
				- 14	+ 24			
				+ 14	- 88			
				+ 14	- 91			
			</					

2nd PERIOD

	KAZ		CHN		KAZ		CHN		
	Def. zone	Att. zone	Neutral zone		Att. zone	Def. zone			
Total wins / period	- 16	+ 88	+ 14	- 88	+ 27	- 91	Total wins all zones		
	+ 16	- 91	- 16	+ 91	- 27	+ 91			
	- 16	+ 91	+ 16	- 24	+ 23	- 24			
			+ 27	- 88	+ 23	- 91			
					+ 23	- 24			
					- 27	+ 91			
					- 27	+ 91			
					- 19	+ 24			
					- 14	+ 91			
					+ 27	- 88			
					- 27	+ 56			
					- 22	+ 91			
					- 14	+ 88			
					+ 27	- 24			
					- 27	+ 91			
					+ 19	- 91			
					+ 19	- 91			

3rd PERIOD

Total wins / period	KAZ		CHN		KAZ		CHN		Total wins all zones
	Def. zone	Att. zone	Neutral zone		Att. zone	Def. zone	Neutral zone		
	+ 16	- 88	- 14	+ 88	- 16	+ 88	- 14	+ 88	
	+ 14	- 56	+ 19	- 88	+ 27	- 24	+ 19	- 88	
			- 27	+ 91	+ 23	- 88	- 27	+ 91	
		+ 27	- 91	- 23	+ 88	+ 27	- 91	- 23	+ 88
		- 14	+ 91	+ 14	- 56	- 14	+ 91	+ 14	- 56
	2 / 100%	0 / 0%	2 / 40%	3 / 60%	4 / 67%	2 / 33%	2 / 40%	3 / 60%	
	8 / 62%		5 / 38%						

TOTAL

Total wins / game	KAZ	CHN	KAZ	CHN	KAZ	CHN	Total wins all zones	
	Def. zone	Att. zone	Neutral zone		Att. zone	Def. zone	KAZ	CHN
	4 / 50%	4 / 50%	7 / 54%	6 / 46%	18 / 53%	16 / 47%	29 / 53%	26 / 47%

HEAD TO HEAD

		CHN				Tot.	wins KAZ	Dz	Nz	Az
No.		24	56	88	91					
KAZ	14	2 - 1	2 - 0	6 - 3	1 - 3	18	11 61%	1 50%	3 50%	7 70%
	16	1 - 0		1 - 2	1 - 2	7	3 43%	2 50%	1 50%	0 0%
	19	0 - 1	0 - 1	1 - 0	2 - 1	6	3 50%	0 0%	1 100%	2 50%
	22				0 - 1	1	0 0%			0 0%
	23	2 - 1	1 - 1	1 - 1	1 - 0	8	5 63%			5 63%
	27	2 - 0	0 - 1	2 - 0	3 - 7	15	7 47%	1 100%	2 50%	4 40%
	Tot.	10	6	17	22	55	29 53%	4 50%	7 54%	18 53%
	wins CHN	3 30%	3 50%	6 35%	14 64%	26 47%				
	Dz	3 38%	2 50%	3 33%	8 62%	16 47%				
	Nz	0 0%		1 20%	5 83%	6 46%				
	Az		1 50%	2 67%	1 33%	4 50%				

Legend:

Az Attacking zone Dz Defending zone No. Jersey number Nz Neutral zone Tot. Total face-offs played

Game Roster

比赛名单

KOR - JPN

Referees

CHUBENKO Konstantin (KAZ) , MOREV Timur (KAZ)

Linespersons

FU Dahe (CHN) , ISKAKOV Timur (KAZ)

Goalkeepers

Team: KOR

No.	Name	GP	MIP	GA	SVS	SOG	SVS%	GAA
31	HA Jung Ho	6	180:00	1	22	23	95.65	0.33
32	LEE Yeonseung	6	184:15	9	68	77	88.31	2.93

Team: JPN

No.	Name	GP	MIP	GA	SVS	SOG	SVS%	GAA
1	NARISAWA Yuta	3	180:00	10	63	73	86.30	3.33
29	OTSUKA Issa	3	80:00	1	14	15	93.33	0.75
30	SATO Eiki	6	100:00	2	19	21	90.48	1.20

Team Roster

Team: KOR (Blue)

No.	Pos.	Name	GP	G	A	PTS	PIM	+/-
3	D	LEE Seungjae	6	2	3	5	4	+6
5	D	KIM Wonjun	6	0	4	4	0	+12
6	D	OH In-Gyo	6	2	4	6	0	+12
11	F	KIM Sangyeob	6	10	6	16	0	+17
13	F	KIM Sihwan	6	1	8	9	4	+16
18	D	KONG Yuchan	6	1	9	10	4	+18
19	F	KIM Sangwook	6	9	17	26	0	+20
23	D	LEE Minjae	6	0	3	3	2	+10
24	D	KIM Donghwan	6	0	2	2	4	+9
27	F	AHN Jinhui	6	5	11	16	0	+18
31	GK	HA Jung Ho	6	0	0	0	0	
32	GK	LEE Yeonseung	6	0	0	0	0	
36	F	JEON Jung Woo	5	2	1	3	0	+3
58	D	NAM Heedoo	6	1	9	10	4	+14
61	D	LIM Dongkyu	6	0	2	2	2	+6
63	F	KWON Hyeonsu	6	2	3	5	0	+5
72	F	KIM Geonwoo	6	0	1	1	0	+4
77	F	LEE Chongmin	6	10	13	23	0	+20
84	F	LEE Hyun Seung	6	3	2	5	0	+4
88	F	LEE Mooyoung	6	1	0	1	0	+3
89	F	KANG Minwan	6	4	5	9	0	+17
92	F	KANG Yoon Seok	6	3	2	5	0	+4

Head Coach: KIM Woo Jae

Team: JPN (White)

No.	Pos.	Name	GP	G	A	PTS	PIM	+/-
1	GK	NARISAWA Yuta	3	0	0	0	0	
2	D	HAYATA Seiya	6	1	4	5	4	+12
4	D	YONEYAMA Koki	6	3	8	11	0	+14
5	D	HALLIDAY Jiei	6	2	2	4	0	+8
6	D	YAMADA Kotaro	6	3	1	4	0	+6
7	F	TSUTSUMI Kotaro	6	0	2	2	0	0
8	D	ISHIDA Riku	6	1	2	3	2	+3
9	F	TAKAGI Kenta	6	3	1	4	0	+6
10	F	KOBAYASHI Toi	6	3	7	10	0	+8
11	F	OTSU Kosuke	6	3	5	8	8	+11
12	D	SATO Hiroto	6	0	5	5	2	+8
13	F	OKUBO Masato	6	4	0	4	0	+4
14	F	OSAWA Yuto	6	1	4	5	8	+9
15	F	IRIKURA Taiga	6	4	7	11	2	+5
16	F	HITOSATO Shigeki	6	2	8	10	10	+8
18	F	FURUHASHI Makuru	6	2	0	2	2	+1
19	F	NAKAJIMA Shogo	1	1	3	4	0	+6
20	D	OTSU Yusei	6	0	5	5	2	+2
21	F	SUZUKI Kento	6	5	3	8	0	+10
25	F	ISOGAI Sota	6	4	6	10	4	+7
27	D	LAWLOR Kazuki	6	1	2	3	2	+1
29	GK	OTSUKA Issa	3	0	0	0	0	
30	GK	SATO Eiki	6	0	0	0	0	

Head Coach: SKALDE Jarrod

Legend:

+/-	Plus/minus net	A	Assists	D	Defender	F	Forward
G	Goals	GA	Goals against	GAA	Goals against as average per 60 minutes	GK	Goalkeeper
GP	Games played	MIP	Minutes and seconds played	No.	Jersey number	PIM	Penalties in minutes
Pos.	Position	PTS	Points	SOG	Shots on goal	SVS	Saves
SVS%	Saves in percentage						

Line-Ups 阵容

KOR - JPN

Referees

CHUBENKO Konstantin (KAZ), MOREV Timur (KAZ)

Linespersons

FU Dahe (CHN), ISKAKOV Timur (KAZ)

Goalkeepers

Team: KOR

No.	Name
31	HA Jung Ho
32	LEE Yeonseung

Team: JPN

No.	Name
1	NARISAWA Yuta
30	SATO Eiki

Team Line-ups

Team: KOR (Blue)

No.	Pos.	Name
5	D	KIM Wonjun
58	D	NAM Heedoo
19	F	KIM Sangwook +C
27	F	AHN Jinhui +A
77	F	LEE Chongmin +A
3	D	LEE Seungjae
61	D	LIM Dongkyu
72	F	KIM Geonwoo
84	F	LEE Hyun Seung
92	F	KANG Yoon Seok
6	D	OH In-Gyo
18	D	KONG Yuchan
11	F	KIM Sangyeob
13	F	KIM Sihwan
89	F	KANG Minwan
23	D	LEE Minjae
24	D	KIM Donghwan
36	F	JEON Jung Woo
63	F	KWON Hyeonsu
88	F	LEE Mooyoung

Head Coach: KIM Woo Jae

Team: JPN (White)

No.	Pos.	Name
6	D	YAMADA Kotaro
8	D	ISHIDA Riku +A
10	F	KOBAYASHI Toi
19	F	NAKAJIMA Shogo +C
21	F	SUZUKI Kento
2	D	HAYATA Seiya
4	D	YONEYAMA Koki
15	F	IRIKURA Taiga
16	F	HITOSATO Shigeki
25	F	ISOGAI Sota
5	D	HALLIDAY Jiei +A
12	D	SATO Hiroto
9	F	TAKAGI Kenta
11	F	OTSU Kosuke
14	F	OSAWA Yuto
20	D	OTSU Yusei
27	D	LAWLOR Kazuki
7	F	TSUTSUMI Kotaro
13	F	OKUBO Masato
18	F	FURUHASHI Makuru

Head Coach: SKALDE Jarrod

NOT DRESSED:

29 GK OTSUKA Issa

Legend:

+A	Alternate Captain	+C	Captain	D	Defender	F	Forward
No.	Jersey number	Pos.	Position				

Graphical Line-ups

阵容图

KOR - JPN

Referees

CHUBENKO Konstantin (KAZ) , MOREV Timur (KAZ)

Linespersons

FU Dahe (CHN) , ISKAKOV Timur (KAZ)

Team: KOR - Republic of Korea (Blue)

Head Coach: KIM Woo Jae

S1 32 LEE Yeonseung		
31 HA Jung Ho		
S5 27 AHN Jinhui +A	S4 19 KIM Sangwook +C	S6 77 LEE Chongmin +A
S2 5 KIM Wonjun	S3 58 NAM Heedoo	
92 KANG Yoon Seok	84 LEE Hyun Seung	72 KIM Geonwoo
61 LIM Dongkyu	3 LEE Seungjae	
89 KANG Minwan	13 KIM Sihwan	11 KIM Sangyeob
6 OH In-Gyo	18 KONG Yuchan	
63 KWON Hyeonsu	36 JEON Jung Woo	88 LEE Mooyoung
23 LEE Minjae	24 KIM Donghwan	

Team: JPN - Japan (White)

Head Coach: SKALDE Jarrod

S1 1 NARISAWA Yuta		
30 SATO Eiki		
S4 10 KOBAYASHI Toi	S5 19 NAKAJIMA Shogo +C	S6 21 SUZUKI Kento
S2 6 YAMADA Kotaro	S3 8 ISHIDA Riku +A	
25 ISOGAI Sota	15 IRIKURA Taiga	16 HITOSATO Shigeki
2 HAYATA Seiya	4 YONEYAMA Koki	
9 TAKAGI Kenta	14 OSAWA Yuto	11 OTSU Kosuke
12 SATO Hiroto	5 HALLIDAY Jiei +A	
7 TSUTSUMI Kotaro	18 FURUHASHI Makuru	13 OKUBO Masato
20 OTSU Yusei	27 LAWLOR Kazuki	

Legend:

+A Alternate Captain

+C Captain

Sn

Starting position

Timing & Results provided by BORNAN



Game Summary
比赛总结

KOR - JPN 3 - 4 (2 - 1, 1 - 1, 0 - 1, 0 - 0, 0 - 1)

Spectators	Referees	Linespersons
2582	CHUBENKO Konstantin (KAZ) , MOREV Timur (KAZ)	FU Dahe (CHN) , ISKAKOV Timur (KAZ)

Team Statistics

Period	Score	SVS	SOG	PIM	TPP	PPG	SHG
1	2 : 1	7 : 15	17 : 8	0 : 6	05:55 : 00:00	1 : 0	0 : 0
2	1 : 1	5 : 3	4 : 6	4 : 0	00:00 : 00:49	0 : 1	0 : 0
3	0 : 1	5 : 7	7 : 6	0 : 4	02:46 : 00:21	0 : 0	0 : 0
OT	0 : 0	8 : 4	4 : 8	4 : 0	00:00 : 02:00	0 : 0	0 : 0
PSS	0 : 1	0 : 0	0 : 1	0 : 0	00:00 : 00:00	0 : 0	0 : 0
Total	3 : 4	25 : 29	32 : 29	8 : 10	08:41 : 03:10	1 : 1	0 : 0

1st Period

Action	Time	ET/Res	Team	Type	No.	Name	(G)	Name of Assistant(s) / Action Description
GK	00:00		KOR		32	LEE Yeonseung		- Goalkeeper in
GK	00:00		JPN		1	NARISAWA Yuta		- Goalkeeper in
Goal	03:12	1 : 0	KOR	EQ	27	AHN Jinhui	(6)	19 KIM Sangwook On Ice KOR 32 5 19 27 58 77 5 KIM Wonjun JPN 1 5 7 11 12 14
Penalty	05:43	07:43	JPN	2 min.	20	OTSU Yusei		- Delaying the Game
Penalty	09:30	11:30	JPN	2 min.	10	KOBAYASHI T		- Tripping
Penalty	12:30	14:25	JPN	2 min.	16	HITOSATO Shigeki		- Hooking
Goal	14:25	2 : 0	KOR	PP1	11	KIM Sangyeob	(11)	89 KANG Minwan On Ice KOR 32 5 11 13 18 89 18 KONG Yuchan JPN 1 6 8 14 21 *
Goal	19:21	2 : 1	JPN	EQ	10	KOBAYASHI T	(4)	19 NAKAJIMA Shogo On Ice KOR 32 11 19 23 58 89 21 SUZUKI Kento JPN 1 4 10 12 19 21

2nd Period

Action	Time	ET/Res	Team	Type	No.	Name	(G)	Name of Assistant(s) / Action Description
Goal	25:29	3 : 1	KOR	EQ	13	KIM Sihwan	(2)	On Ice KOR 32 5 13 18 72 92 JPN 1 6 8 9 11 14
Penalty	27:41	28:05	KOR	2 min.	63	KWON Hyeonsu		- Hooking
Goal	28:05	3 : 2	JPN	PP1	25	ISOGAI Sota	(5)	4 YONEYAMA Koki On Ice KOR 32 6 23 72 84 19 NAKAJIMA Shogo JPN 1 4 15 16 19 25 *
Penalty	39:35	41:35	KOR	2 min.	19	KIM Sangwook		- Hooking

3rd Period

Action	Time	ET/Res	Team	Type	No.	Name	(G)	Name of Assistant(s) / Action Description
Penalty	40:21	42:21	JPN	2 min.	25	ISOGAI Sota		- Tripping
Penalty	44:25	46:25	JPN	2 min.	-	Team penalty		- Too Many Players / Served by: 7 TSUTSUMI Kotaro
GK	57:10		JPN					1 NARISAWA Yuta - Goalkeeper out
Time-out	58:10		JPN					
Goal	58:45	3 : 3	JPN	EQ EA	19	NAKAJIMA Shogo	(2)	4 YONEYAMA Koki On Ice KOR 32 3 6 36 72 89 12 SATO Hiroto JPN 4 12 15 19 21 25
GK	58:45		JPN		1	NARISAWA Yuta		- Goalkeeper in

Overtime

Action	Time	ET/Res	Team	Type	No.	Name	(G)	Name of Assistant(s) / Action Description
Penalty	62:05	64:05	KOR	2 min.	11	KIM Sangyeob		- Interference on a Goalkeeper
Time-out	62:05		KOR					
Penalty	70:00	70:00	KOR	2 min.	77	LEE Chongmin		- Tripping
GK	70:00		KOR					32 LEE Yeonseung - Goalkeeper out
GK	70:00		JPN					1 NARISAWA Yuta - Goalkeeper out

Penalty-Shot Shootout



Harbin Ice Hockey Arena

哈尔滨冰球馆

THU 13 FEB 2025

Start Time 14:00
End Time 16:34

Ice Hockey

冰球

Men
男子

Play-offs Semifinals, Game 37

半决赛, 比赛 37



Action	Time	Result	Team	No.	Name	(G)	Action Description	Goalkeeper
		0 : 1	JPN	9	TAKAGI Kenta		- Scored	32 LEE Yeonseung (KOR)
		0 : 1	KOR	27	AHN Jinhui		- Saved by the goalkeeper	1 NARISAWA Yuta (JPN)
		0 : 1	JPN	10	KOBAYASHI T		- Missed (left)	32 LEE Yeonseung (KOR)
		0 : 1	KOR	19	KIM Sangwook		- Saved by the goalkeeper	1 NARISAWA Yuta (JPN)
		0 : 1	JPN	15	IRIKURA Taiga		- Saved by the goalkeeper	32 LEE Yeonseung (KOR)
		0 : 1	KOR	18	KONG Yuchan		- Saved by the goalkeeper	1 NARISAWA Yuta (JPN)
		0 : 2	JPN	21	SUZUKI Kento		- Scored	32 LEE Yeonseung (KOR)
		0 : 2	KOR	13	KIM Sihwan		- Saved by the goalkeeper	1 NARISAWA Yuta (JPN)
GWG	70:00	0 : 2	JPN	9	TAKAGI Kenta			

Goalkeeper Records

Team : KOR - Republic of Korea

No.	Name	SOG	SVS	MIP
32	LEE Yeonseung	28	25	70:00
31	HA Jung Ho			

Team : JPN - Japan

No.	Name	SOG	SVS	MIP
1	NARISAWA Yuta	32	29	68:25
30	SATO Eiki			

Game Statistics

Team : KOR (Blue)

Head Coach : KIM Woo Jae

Head Coach : KIM Woo Jae										Shots on Goal						Time on Ice							
No.	Pos.	Name	G	A	P	PIM	FO+	FO-	FO+/-	FO%	1	2	3	OT	TS	+/-	1	2	3	OT	TOT	SHF	AVG
5	D	KIM Wonjun	0	1	1	0	0	0	0	0.00	0	0	0	0	0	+2	5:34	7:20	7:36	1:53	22:23	33	0:40
19	F	KIM Sangwook +C	0	1	1	2	4	9	-5	30.77	4	0	2	0	6	0	9:11	6:52	7:35	5:02	28:40	30	0:57
27	F	AHN Jinhui +A	1	0	1	0	0	1	-1	0.00	4	0	0	1	5	+1	8:29	5:33	8:15	1:38	23:55	28	0:51
58	D	NAM Heedoo	0	0	0	0	0	0	0	0.00	2	0	0	0	2	0	9:30	7:51	8:04	4:25	29:50	37	0:48
77	F	LEE Chongmin +A	0	0	0	2	4	2	2	66.67	1	1	1	0	3	+1	8:09	7:00	7:23	4:41	27:13	30	0:54
3	D	LEE Seungjae	0	0	0	0	0	0	0	0.00	0	0	0	2	2	-1	5:37	5:52	8:40	4:23	24:32	29	0:50
61	D	LIM Dongkyu	0	0	0	0	0	0	0	0.00	0	0	0	0	0	0	0:29	2:56	0:00	0:00	3:25	3	1:08
72	F	KIM Geonwoo	0	0	0	0	0	0	0	0.00	2	0	1	0	3	0	5:00	5:15	6:46	0:00	17:01	22	0:46
84	F	LEE Hyun Seung	0	0	0	0	4	9	-5	30.77	0	0	1	0	1	0	4:03	5:16	4:59	0:00	14:18	20	0:42
92	F	KANG Yoon Seok	0	0	0	0	0	0	0	0.00	1	0	0	0	1	+1	6:30	5:14	5:46	1:17	18:47	21	0:53
6	D	OH In-Gyo	0	0	0	0	0	0	0	0.00	0	0	1	0	1	-1	7:49	8:08	9:37	4:34	30:08	38	0:47
11	F	KIM Sangyeob	1	0	1	2	2	3	-1	40.00	2	0	0	1	3	-1	6:10	4:37	5:20	2:02	18:09	25	0:43
13	F	KIM Sihwan	1	0	1	0	4	5	-1	44.44	0	2	1	0	3	+1	6:02	5:07	5:20	1:26	17:55	25	0:43
18	D	KONG Yuchan	0	1	1	0	0	0	0	0.00	1	0	0	0	1	+1	4:42	5:37	4:24	0:00	14:43	19	0:46
89	F	KANG Minwan	0	1	1	0	0	0	0	0.00	0	1	0	0	1	-2	6:26	6:05	3:34	0:00	16:05	19	0:50
23	D	LEE Minjae	0	0	0	0	0	0	0	0.00	0	0	0	0	0	-1	1:30	2:16	0:21	0:53	5:00	9	0:33
24	D	KIM Donghwan	0	0	0	0	0	0	0	0.00	0	0	0	0	0	0	0:39	0:00	0:00	0:00	0:39	2	0:19
36	F	JEON Jung Woo	0	0	0	0	2	11	-9	15.38	0	0	0	0	0	-1	2:55	2:45	4:24	1:54	11:58	17	0:42
63	F	KWON Hyeonsu	0	0	0	2	0	0	0	0.00	0	0	0	0	0	0	0:33	2:40	0:00	0:00	3:13	4	0:48
88	F	LEE Mooyoung	0	0	0	0	0	0	0	0.00	0	0	0	0	0	0	0:42	2:47	0:21	0:00	3:50	6	0:38
31	GK	HA Jung Ho	0	0	0	0					0	0	0	0	0								
32	GK	LEE Yeonseung	0	0	0	0					0	0	0	0	0								
Total			3	4	7	8	20	40	-20	33.33	17	4	7	4	32								

Team : JPN (White)

Head Coach : SKALDE Jarrod

Head Coach : SKALDE Jarrod										Shots on Goal					Time on Ice									
No.	Pos.	Name	G	A	P	PIM	FO+	FO-	FO+/-	FO%	1	2	3	OT	TS	+/-	1	2	3	OT	TOT	SHF	AVG	
6	D	YAMADA Kotaro	0	0	0	0	0	0	0	0.00	0	0	0	0	0	-1	6:43	5:39	5:53	1:37	19:52	27	0:44	
8	D	ISHIDA Riku +A	0	0	0	0	0	0	0	0.00	0	0	0	0	0	-1	8:37	6:50	8:20	2:07	25:54	30	0:51	
10	F	KOBAYASHI Toi	1	0	1	2	4	4	0	50.00	2	0	1	0	3	+1	4:55	5:03	3:00	2:03	15:01	21	0:42	
19	F	NAKAJIMA Shogo +C	1	2	3	0	5	2	3	71.43	1	0	1	1	3	+2	4:50	6:25	5:32	4:26	21:13	24	0:53	
21	F	SUZUKI Kento	0	1	1	0	0	0	0	0.00	0	1	1	2	4	+2	5:49	5:00	6:42	4:15	21:46	25	0:52	
2	D	HAYATA Seiya	0	0	0	0	0	0	0	0.00	1	0	1	0	2	0	6:04	6:24	4:50	1:35	18:53	25	0:45	
4	D	YONEYAMA Koki	0	2	2	0	0	0	0	0.00	0	1	0	3	4	+2	4:40	6:38	7:22	4:32	23:12	27	0:51	
15	F	IRIKURA Taiga	0	0	0	0	17	2	15	89.47	0	0	0	2	2	+1	7:21	6:29	7:43	4:22	25:55	30	0:51	
16	F	HITOSATO Shigeki	0	0	0	2	0	0	0	0.00	1	1	0	0	2	0	4:24	6:12	4:23	1:06	16:05	22	0:43	

Timing & Results provided by BORNAN



THU 13 FEB 2025

Start Time 14:00
End Time 16:34

Men
男子

Play-offs Semifinals, Game 37


半决赛, 比赛 37



Head Coach : SKALDE Jarrod										Shots on Goal					Time on Ice									
No.	Pos.	Name	G	A	P	PIM	FO+	FO-	FO+/-	FO%	1	2	3	OT	TS	+/-	1	2	3	OT	TOT	SHF	AVG	
25	F	ISOGAI Sota	1	0	1	2	0	0	0	0.00	0	2	1	0	3	+1	4:44	6:02	5:41	3:11	19:38	24	0:49	
5	D	HALLIDAY Jiei +A	0	0	0	0	0	0	0	0.00	1	0	1	0	2	-1	6:11	4:58	4:58	1:12	17:19	26	0:39	
9	F	TAKAGI Kenta	0	0	0	0	0	0	0	0.00	1	0	0	0	1	-1	6:54	4:36	5:07	0:51	17:28	21	0:49	
11	F	OTSU Kosuke	0	0	0	0	0	0	0	0.00	1	0	0	0	1	-2	5:25	4:58	6:05	0:59	17:27	20	0:52	
12	D	SATO Hiroto	0	1	1	0	0	0	0	0.00	0	0	0	0	0	+1	4:36	6:54	7:02	2:53	21:25	26	0:49	
14	F	OSAWA Yuto	0	0	0	0	11	11	0	50.00	0	0	0	0	0	-2	5:57	3:21	4:41	0:41	14:40	22	0:40	
7	F	TSUTSUMI Kotaro	0	0	0	0	0	0	0	0.00	0	0	0	0	0	-1	1:16	4:25	2:18	0:00	7:59	11	0:43	
13	F	OKUBO Masato	0	0	0	0	0	0	0	0.00	0	1	0	0	1	0	0:31	3:48	2:00	0:00	6:19	10	0:37	
18	F	FURUHASHI Makuru	0	0	0	0	3	1	2	75.00	0	0	0	0	0	0	1:52	4:34	4:46	0:51	12:03	19	0:38	
20	D	OTSU Yusei	0	0	0	2	0	0	0	0.00	0	0	0	0	0	0	2:06	1:44	1:14	0:00	5:04	7	0:43	
27	D	LAWLOR Kazuki	0	0	0	0	0	0	0	0.00	0	0	0	0	0	0	1:10	0:00	0:00	0:00	1:10	3	0:23	
1	GK	NARISAWA Yuta	0	0	0	0					0	0	0	0	0									
30	GK	SATO Eiki	0	0	0	0					0	0	0	0	0									
Total			3	6	9	8	40	20	20	66.67	8	6	6	8	28									

Legend:

(G)	Goals in tournament	*	Does not count for Plus/minus	+/-	Plus/minus net	+A	Alternate Captain
+C	Captain	A	Assists	AVG	Average time on ice / shift	D	Defender
EA	Extra attacker	EQ	Equal strength	ET/Res	Penalty end time/Result of game	F	Forward
FO%	Face-offs won as percentage	FO+	Face-offs won	FO-	Face-offs lost	FO+/-	Face-offs net
G	Goals	GK	Goalkeeper	GWG	Game winning goal	MIP	Minutes in play (GK)
No.	Jersey number	OT	Overtime	P	Points	PIM	Penalties in minutes
Pos.	Position	PP1	Power play - 1 player	PPG	Power play goals	PSS	Penalty-Shot Shootout
SHF	Number of shifts	SHG	Shorthanded goals	SOG	Shots on goal	SVS	Saves
TOT	Total	TPP	Time on power play	TS	Total shots		



THU 13 FEB 2025
Start Time 14:00

Ice Hockey
冰球

Men
男子

Play-offs Semifinals, Game 37



Shot Chart

射门表

KOR - JPN


Shots by KOR

Goals (o): 2

SSG (+): 15

SSP (<): 2

SPG (-): 4

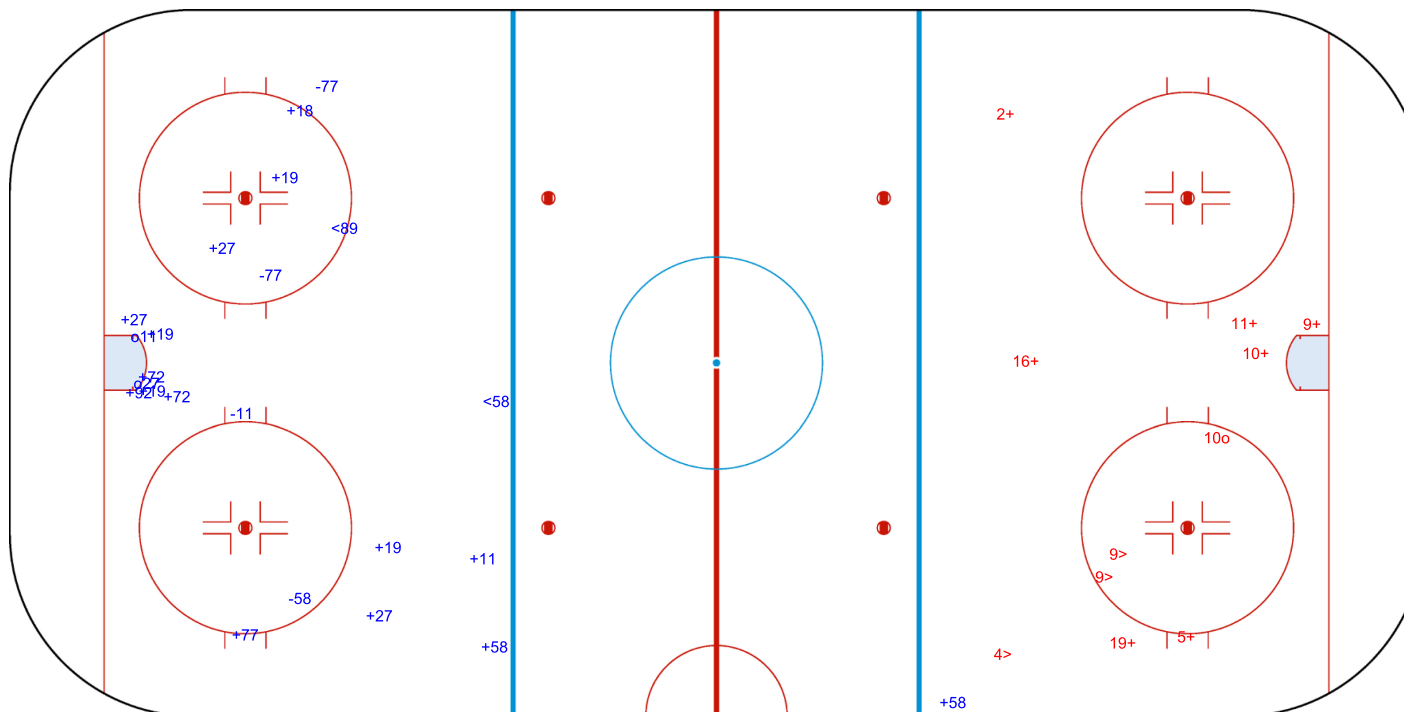


GK 1 of JPN



1st Period

KOR




Shots by JPN

Goals (o): 1

SSG (+): 7

SSP (>): 3

SPG (-): 0



GK 32 of KOR

Timing & Results provided by **BORNAN**

Report Created THU 13 FEB 2025 16:40

BORNAN
SPORTS TECHNOLOGY




Shots by JPN

Goals (o): 1

SSP (<): 3

SSG (+): 5

SPG (-): 4



GK 32 of KOR



2nd Period



Shots by KOR

Goals (o): 1

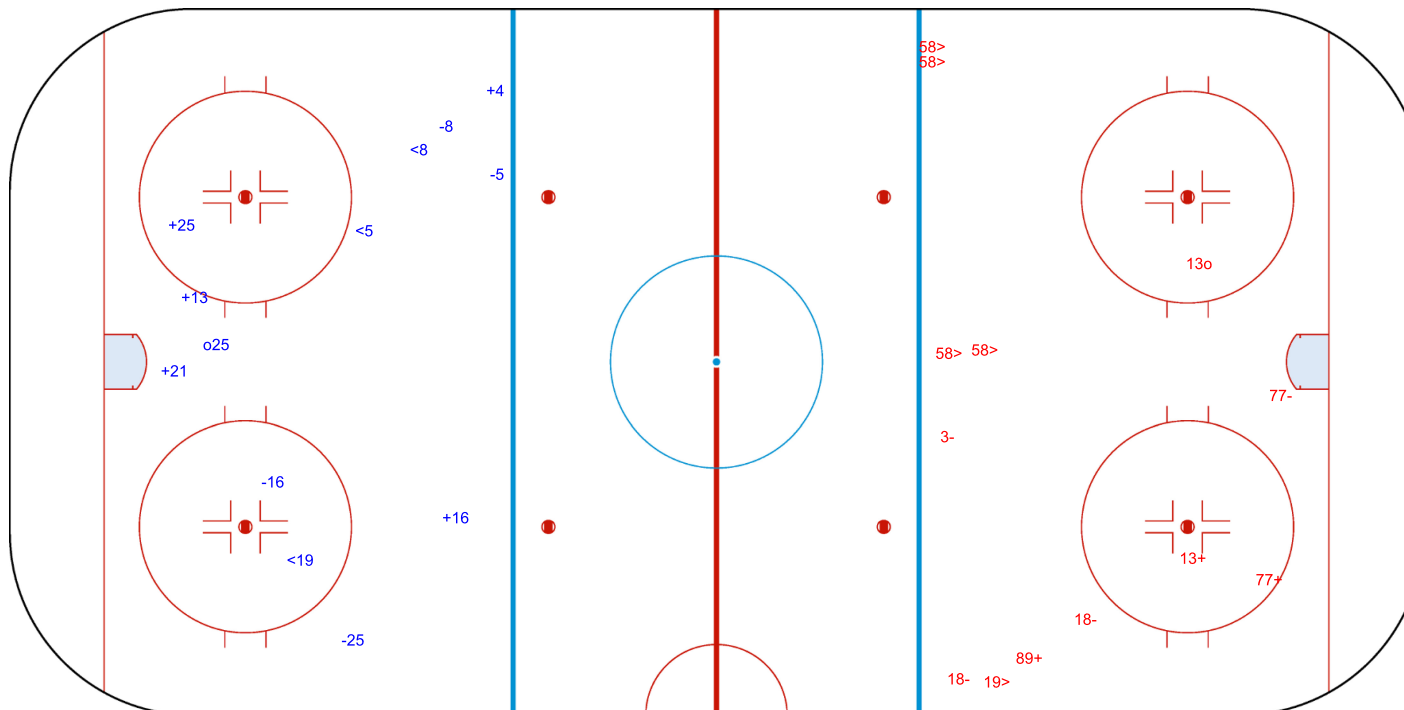
SSP (>): 5

SSG (+): 3

SPG (-): 4



GK 1 of JPN






Shots by KOR

Goals (o): 0

SSG (+): 7

SSP (<): 2

SPG (-): 2



GK 1 of JPN



3rd Period




Shots by JPN

Goals (o): 1

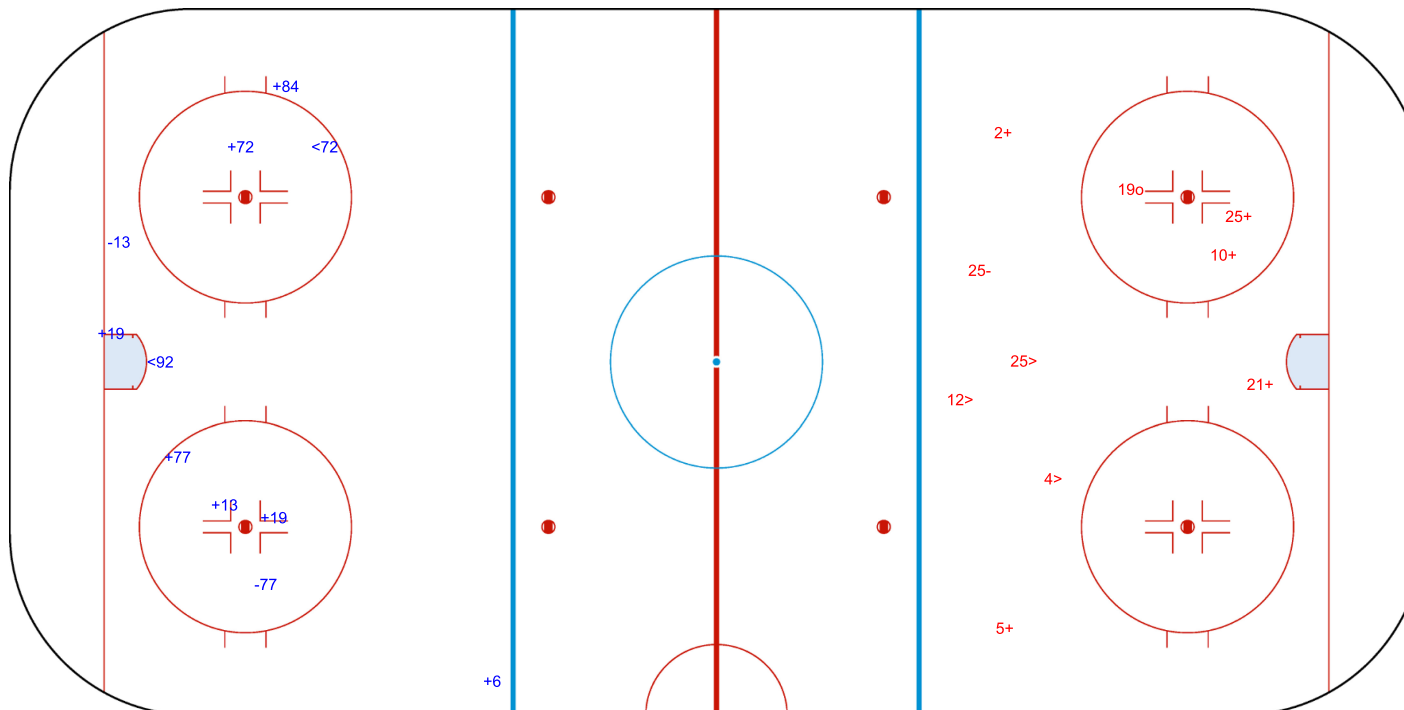
SSG (+): 5

SSP (>): 3

SPG (-): 1



GK 32 of KOR





Shots by KOR
Goals (o): 0
SSP (<): 1
SSG (+): 4
SPG (-): 0



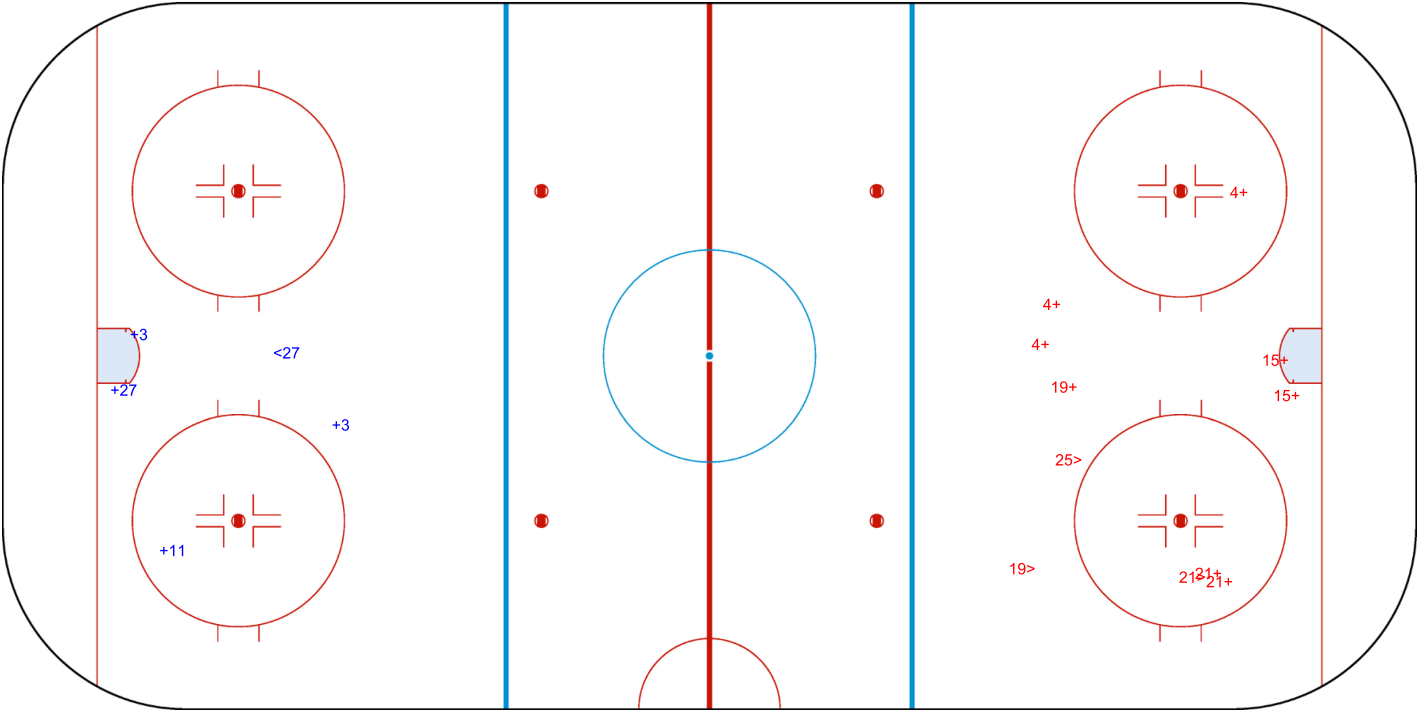
GK 1 of JPN

JPN Overtime KOR

Shots by JPN
Goals (o): 0
SSP (>): 3
SSG (+): 8
SPG (-): 0



GK 32 of KOR



Legend:							
GK	Goalkeeper	SPG	Shots past goal	SSG	Shots saved by goalkeeper	SSP	Shots saved by player

Face-off Chart

争球表

KOR - JPN

1st PERIOD

	KOR		JPN		KOR		JPN		KOR		JPN		
	Def. zone	Att. zone	Def. zone	Att. zone	Def. zone	Att. zone	Def. zone	Att. zone	Def. zone	Att. zone	Def. zone	Att. zone	
	- 84	+ 15	- 13	+ 10	+ 77	- 10	+ 77	- 15	- 19	+ 10	- 84	+ 14	
	- 13	+ 10	+ 77	- 10	+ 77	- 15	- 19	+ 10	- 84	+ 14	- 13	+ 14	
	- 13	+ 14	- 13	+ 14									
Total wins / period	2 / 25%	6 / 75%	3 / 50%	3 / 50%	3 / 30%	7 / 70%	8 / 33%	16 / 67%					

2nd PERIOD

	KOR		JPN		KOR		JPN		KOR		JPN		
	Def. zone	Att. zone	Def. zone	Att. zone	Def. zone	Att. zone	Def. zone	Att. zone	Def. zone	Att. zone	Def. zone	Att. zone	
	+ 13	- 14	- 84	+ 19	- 36	+ 18	- 36	+ 18	- 84	+ 15	- 84	+ 15	
	- 84	+ 19	- 36	+ 18	- 36	+ 18	- 84	+ 15	- 84	+ 15	- 36	+ 15	
	- 36	+ 15	- 36	+ 15	- 36	+ 15							
Total wins / period	1 / 13%	7 / 87%	3 / 75%	1 / 25%	1 / 50%	1 / 50%	5 / 36%	9 / 64%					

3rd PERIOD

	KOR		JPN		KOR		JPN		KOR		JPN		
	Def. zone	Att. zone	Def. zone	Att. zone	Def. zone	Att. zone	Def. zone	Att. zone	Def. zone	Att. zone	Def. zone	Att. zone	
	- 11	+ 14	- 13	+ 14	- 84	+ 15	+ 84	- 14	+ 36	- 15	- 36	+ 15	
	- 13	+ 14	- 84	+ 15	+ 84	- 14	+ 36	- 15	- 36	+ 15			
	- 84	+ 15	+ 84	- 14	+ 36	- 15	- 36	+ 15					
Total wins / period	2 / 33%	4 / 67%	1 / 20%	4 / 80%	3 / 75%	1 / 25%	6 / 40%	9 / 60%					

OVERTIME

	KOR		JPN		KOR		JPN		KOR		JPN		
	Def. zone	Att. zone	Def. zone	Att. zone	Def. zone	Att. zone	Def. zone	Att. zone	Def. zone	Att. zone	Def. zone	Att. zone	
	- 36	+ 15	- 36	+ 15	- 36	+ 15							
	- 36	+ 15											
	- 36	+ 15											
Total wins / period	1 / 14%	6 / 86%											

- 36 + 36	+ 15 - 14				
1 / 20%	4 / 80%	0 / 0%	1 / 100%	0 / 0%	1 / 100%

TOTAL

Total wins / game	KOR	JPN	KOR	JPN	KOR	JPN	Total wins all zones	
	Def. zone	Att. zone	Neutral zone		Att. zone	Def. zone		
	6 / 22%	21 / 78%	7 / 44%	9 / 56%	7 / 41%	10 / 59%	20 / 33%	40 / 67%

HEAD TO HEAD

		JPN									
KOR	No.	10	14	15	18	19	Tot.	wins KOR	Dz	Nz	Az
	11		2 - 2		0 - 1		5	2 40%	0 0%		2 50%
	13	1 - 2	3 - 3				9	4 44%	1 20%	1 50%	2 100%
	19	0 - 1	1 - 3	0 - 4	1 - 0	2 - 1	13	4 31%	0 0%	4 44%	0 0%
	27					0 - 1	1	0 0%			0 0%
	36		1 - 0	1 - 8	0 - 2	0 - 1	13	2 15%	2 18%	0 0%	
	77	1 - 0	2 - 1	1 - 0		0 - 1	6	4 67%	2 100%		2 50%
	84	2 - 1	2 - 2	0 - 5		0 - 1	13	4 31%	1 14%	2 67%	1 33%
	Tot.	8	22	19	4	7	60	20 33%	6 22%	7 44%	7 41%
	wins JPN	4 50%	11 50%	17 89%	3 75%	5 71%	40 67%				
		Dz	Nz	Az							
		1 33%	4 44%	2 100%	1 100%	2 100%	10 59%				
		1 50%	2 40%	4 100%	0 0%	2 50%	9 56%				
		2 67%	5 63%	11 85%	2 100%	1 100%	21 78%				

Legend:

Az Attacking zone **Dz** Defending zone **No.** Jersey number **Nz** Neutral zone **Tot.** Total face-offs played

Game Roster

比赛名单

KOR - CHN

Referees

BORYAYEV Anton (KAZ) , MOREV Timur (KAZ)

Linespersons

FU Dahe (CHN) , MASHENKIN Vladislav (KAZ)

Goalkeepers

Team: KOR

No.	Name	GP	MIP	GA	SVS	SOG	SVS%	GAA
31	HA Jung Ho	7	180:00	1	22	23	95.65	0.33
32	LEE Yeonseung	7	254:15	12	93	105	88.57	2.83

Team: CHN

No.	Name	GP	MIP	GA	SVS	SOG	SVS%	GAA
31	CHEN Shifeng	7	242:28	11	148	159	93.08	2.72
32	SUN Zehao	7	180:00	8	66	74	89.19	2.67
79	HU Haoran	0	00:00	0	0	0	0.00	0.00

Team Roster

Team: KOR (White)

No.	Pos.	Name	GP	G	A	PTS	PIM	+/-
3	D	LEE Seungjae	7	2	3	5	4	+5
5	D	KIM Wonjun	7	0	5	5	0	+14
6	D	OH In-Gyo	7	2	4	6	0	+11
11	F	KIM Sangyeob	7	11	6	17	2	+16
13	F	KIM Sihwan	7	2	8	10	4	+17
18	D	KONG Yuchan	7	1	10	11	4	+19
19	F	KIM Sangwook	7	9	18	27	2	+20
23	D	LEE Minjae	7	0	3	3	2	+9
24	D	KIM Donghwan	7	0	2	2	4	+9
27	F	AHN Jinhui	7	6	11	17	0	+19
31	GK	HA Jung Ho	7	0	0	0	0	
32	GK	LEE Yeonseung	7	0	0	0	0	
36	F	JEON Jung Woo	6	2	1	3	0	+2
58	D	NAM Heedoo	7	1	9	10	4	+14
61	D	LIM Dongkyu	7	0	2	2	2	+6
63	F	KWON Hyeonsu	7	2	3	5	2	+5
72	F	KIM Geonwoo	7	0	1	1	0	+4
77	F	LEE Chongmin	7	10	13	23	2	+21
84	F	LEE Hyun Seung	7	3	2	5	0	+4
88	F	LEE Mooyoung	7	1	0	1	0	+3
89	F	KANG Minwan	7	4	6	10	0	+15
92	F	KANG Yoon Seok	7	3	2	5	0	+5

Head Coach: KIM Woo Jae

Team: CHN (Red)

No.	Pos.	Name	GP	G	A	PTS	PIM	+/-
4	D	XU Lang	7	0	0	0	6	0
6	D	CHEN Zimeng	7	0	1	1	2	0
7	D	ZONG Hanming	6	0	0	0	2	+4
8	F	ZUO Tianyou	7	0	4	4	0	+1
11	D	ZHANG Pengfei	7	4	7	11	2	+4
12	F	YU Jilong	7	4	0	4	0	0
16	D	ZHANG Jiaqi	7	1	2	3	0	+3
17	F	GUO Jianing	7	1	3	4	4	+5
23	F	LI Zhihao	7	0	0	0	2	+1
24	F	CHEN Kailin	7	1	0	1	4	0
25	F	LIU Zihao	7	0	0	0	4	-1
31	GK	CHEN Shifeng	7	0	0	0	0	
32	GK	SUN Zehao	7	0	0	0	0	
41	D	HAN Yuhang	7	0	5	5	2	-1
56	F	ZHANG Zesen	7	3	6	9	4	+6
71	F	ZHENG Mingju	3	1	2	3	0	-1
73	D	FU Rao	7	0	0	0	4	-1
79	GK	HU Haoran	0	0	0	0	0	
88	F	YAN Juncheng	7	6	1	7	4	0
91	F	WANG Jing	7	4	5	9	0	+3
92	F	HOU Yuyang	7	3	7	10	0	+3
93	F	LI Mingshenhao	7	0	2	2	6	0
97	F	ZHUANG Xinyu	7	0	0	0	4	-1

Head Coach: PEARN Perry Douglas

Legend:

+/-	Plus/minus net	A	Assists	D	Defender	F	Forward
G	Goals	GA	Goals against	GAA	Goals against as average per 60 minutes	GK	Goalkeeper
GP	Games played	MIP	Minutes and seconds played	No.	Jersey number	PIM	Penalties in minutes
Pos.	Position	PTS	Points	SOG	Shots on goal	SVS	Saves
SVS%	Saves in percentage						

Line-Ups 阵容

KOR - CHN

Referees

BORYAYEV Anton (KAZ), MOREV Timur (KAZ)

Linespersons

FU Dahe (CHN), MASHENKIN Vladislav (KAZ)

Goalkeepers

Team: KOR

No.	Name
31	HA Jung Ho
32	LEE Yeonseung

Team Line-ups

Team: KOR (White)

No.	Pos.	Name
5	D	KIM Wonjun
58	D	NAM Heedoo
19	F	KIM Sangwook +C
27	F	AHN Jinhui +A
77	F	LEE Chongmin +A
3	D	LEE Seungjae
61	D	LIM Dongkyu
72	F	KIM Geonwoo
84	F	LEE Hyun Seung
92	F	KANG Yoon Seok
6	D	OH In-Gyo
18	D	KONG Yuchan
11	F	KIM Sangyeob
13	F	KIM Sihwan
89	F	KANG Minwan
23	D	LEE Minjae
24	D	KIM Donghwan
36	F	JEON Jung Woo
63	F	KWON Hyeonsu
88	F	LEE Mooyoung

Head Coach: KIM Woo Jae

Team: CHN

No.	Name
31	CHEN Shifeng
32	SUN Zehao

Team: CHN (Red)

No.	Pos.	Name
11	D	ZHANG Pengfei
16	D	ZHANG Jiaqi +C
17	F	GUO Jianing
56	F	ZHANG Zesen +A
88	F	YAN Juncheng
6	D	CHEN Zimeng
41	D	HAN Yuhang +A
12	F	YU Jilong
91	F	WANG Jing
92	F	HOU Yuyang
7	D	ZONG Hanming
8	F	ZUO Tianyou
23	F	LI Zhihao
24	F	CHEN Kailin
93	F	LI Mingshenhao
4	D	XU Lang
73	D	FU Rao
25	F	LIU Zihao
97	F	ZHUANG Xinyu

Head Coach: PEARN Perry Douglas

NOT DRESSED:

71 F ZHENG Mingju
79 GK HU Haoran

Legend:

+A Alternate Captain
No. Jersey number

+C Captain
Pos. Position

D Defender

F Forward

Graphical Line-ups

阵容图

KOR - CHN

Referees

BORYAYEV Anton (KAZ) , MOREV Timur (KAZ)

Linespersons

FU Dahe (CHN) , MASHENKIN Vladislav (KAZ)

Team: KOR - Republic of Korea (White)

Head Coach: KIM Woo Jae

S1 32 LEE Yeonseung		31 HA Jung Ho	
S5 27 AHN Jinhui +A	S4 19 KIM Sangwook +C	S6 77 LEE Chongmin +A	
S2 5 KIM Wonjun		S3 58 NAM Heedoo	
92 KANG Yoon Seok	84 LEE Hyun Seung	72 KIM Geonwoo	
61 LIM Dongkyu		3 LEE Seungjae	
89 KANG Minwan	13 KIM Sihwan	11 KIM Sangyeob	
6 OH In-Gyo		18 KONG Yuchan	
63 KWON Hyeonsu	36 JEON Jung Woo	88 LEE Mooyoung	
23 LEE Minjae		24 KIM Donghwan	

Team: CHN - China (Red)

Head Coach: PEARN Perry Douglas

S1 31 CHEN Shifeng		32 SUN Zehao	
S4 17 GUO Jianing	S6 88 YAN Juncheng	S5 56 ZHANG Zesen +A	
S2 11 ZHANG Pengfei		S3 16 ZHANG Jiaqi +C	
12 YU Jilong	91 WANG Jing	92 HOU Yuyang	
6 CHEN Zimeng		41 HAN Yuhang +A	
8 ZUO Tianyou	24 CHEN Kailin	93 LI Mingshenhao	
23 LI Zhihao		7 ZONG Hanming	
4 XU Lang	97 ZHUANG Xinyu	25 LIU Zihao	
		73 FU Rao	

Legend:

+A Alternate Captain

+C Captain

Sn

Starting position

Timing & Results provided by BORNAN



Game Summary
比赛总结

KOR - CHN 5 - 2 (0 - 1, 3 - 0, 2 - 1)

Spectators	Referees	Linespersons
3035	BORYAYEV Anton (KAZ) , MOREV Timur (KAZ)	FU Dahe (CHN) , MASHENKIN Vladislav (KAZ)

Team Statistics

Period	Score	SVS	SOG	PIM	TPP	PPG	SHG
1	0 : 1	9 : 11	11 : 10	2 : 0	00:00 : 02:00	0 : 0	0 : 0
2	3 : 0	6 : 13	16 : 6	6 : 2	02:00 : 06:00	0 : 0	0 : 0
3	2 : 1	5 : 11	13 : 6	4 : 12	04:46 : 00:00	2 : 0	0 : 0
Total	5 : 2	20 : 35	40 : 22	12 : 14	06:46 : 08:00	2 : 0	0 : 0

1st Period

Action	Time	ET/Res	Team	Type	No.	Name	(G)	Name of Assistant(s) / Action Description
GK	00:00		KOR		32	LEE Yeonseung		- Goalkeeper in
GK	00:00		CHN		31	CHEN Shifeng		- Goalkeeper in
Goal	07:27	0 : 1	CHN	EQ	23	LI Zhihao	(1)	92 HOU Yuyang On Ice KOR 32 6 18 72 84 92 12 YU Jilong CHN 31 7 12 23 91 92
Penalty	15:58	17:58	KOR	2 min.	19	KIM Sangwook		- High Sticking

2nd Period

Action	Time	ET/Res	Team	Type	No.	Name	(G)	Name of Assistant(s) / Action Description
Penalty	21:09	23:09	CHN	2 min.	91	WANG Jing		- Cross-Checking
Goal	26:27	1 : 1	KOR	EQ	6	OH In-Gyo	(3)	92 KANG Yoon Seok On Ice KOR 32 6 18 72 84 92 CHN 31 6 8 24 41 93
Penalty	28:00	30:00	KOR	2 min.	-	Team penalty		- Too Many Players / Served by: 63 KWON Hyeonsu
Penalty	33:00	35:00	KOR	2 min.	92	KANG Yoon Seok		- Tripping
Goal	35:30	2 : 1	KOR	EQ	11	KIM Sangyeob	(12)	84 LEE Hyun Seung On Ice KOR 32 5 11 58 72 84 5 KIM Wonjun CHN 31 6 16 24 56 93
Penalty	36:01	38:01	KOR	2 min.	77	LEE Chongmin		- Tripping
Goal	39:46	3 : 1	KOR	EQ	18	KONG Yuchan	(2)	19 KIM Sangwook On Ice KOR 32 5 18 19 27 89 89 KANG Minwan CHN 31 6 8 16 24 93

3rd Period

Action	Time	ET/Res	Team	Type	No.	Name	(G)	Name of Assistant(s) / Action Description
Goal	42:00	3 : 2	CHN	EQ	56	ZHANG Zesen	(4)	88 YAN Juncheng On Ice KOR 32 6 11 18 84 92 CHN 31 7 17 23 56 88
Penalty	42:57	43:06	CHN	2 min.	12	YU Jilong		- Tripping
Goal	43:06	4 : 2	KOR	PP1	77	LEE Chongmin	(11)	3 LEE Seungjae On Ice KOR 32 3 19 27 77 92 CHN 31 11 16 88 92 *
Penalty	47:21	48:10	CHN	2 min.	93	LI Mingshenhao		- High Sticking
Goal	48:10	5 : 2	KOR	PP1	3	LEE Seungjae	(3)	77 LEE Chongmin On Ice KOR 32 3 19 27 77 92 27 AHN Jinhui CHN 31 6 16 88 92 *
Penalty	48:53	50:53	CHN	2 min.	41	HAN Yuhang		- Roughing
Penalty	48:53	50:53	KOR	2 min.	58	NAM Heedoo		- Roughing
Penalty	49:30	51:30	CHN	2 min.	56	ZHANG Zesen		- Roughing
Penalty	49:30	51:30	KOR	2 min.	24	KIM Donghwan		- Roughing
Penalty	55:20	57:20	CHN	2 min.	91	WANG Jing		- Tripping
Penalty	57:08	59:08	CHN	2 min.	41	HAN Yuhang		- Interference
GK	60:00		KOR					32 LEE Yeonseung - Goalkeeper out
GK	60:00		CHN					31 CHEN Shifeng - Goalkeeper out

Goalkeeper Records

Team : KOR - Republic of Korea

Team : CHN - China

No.	Name	SOG	SVS	MIP	No.	Name	SOG	SVS	MIP
32	LEE Yeonseung	22	20	60:00	31	CHEN Shifeng	40	35	60:00
31	HA Jung Ho				32	SUN Zehao			

Timing & Results provided by BORNAN



Game Statistics

Team : KOR (White)

Head Coach : KIM Woo Jae

Head Coach : KIM Woo Jae										Shots on Goal					Time on Ice								
No.	Pos.	Name	G	A	P	PIM	FO+	FO-	FO+/-	FO%	1	2	3	OT	TS	+/-	1	2	3	OT	TOT	SHF	AVG
5	D	KIM Wonjun	0	1	1	0	0	0	0	0.00	0	3	0		3	+2	4:59	5:21	6:10		16:30	22	0:45
19	F	KIM Sangwook +C	0	1	1	2	7	5	2	58.33	0	1	0		1	+1	6:05	4:42	9:22		20:09	19	1:03
27	F	AHN Jinhui +A	0	1	1	0	0	0	0	0.00	1	1	2		4	+1	5:40	3:40	8:49		18:09	19	0:57
58	D	NAM Heedoo	0	0	0	2	0	0	0	0.00	1	1	1		3	+1	5:15	5:57	4:01		15:13	19	0:48
77	F	LEE Chongmin +A	1	1	2	2	2	6	-4	25.00	1	0	3		4	0	6:16	6:45	7:03		20:04	21	0:57
3	D	LEE Seungjae	1	1	2	0	0	0	0	0.00	1	1	3		5	0	4:17	4:45	5:54		14:56	20	0:44
61	D	LIM Dongkyu	0	0	0	0	0	0	0	0.00	0	0	0		0	0	4:04	2:52	3:35		10:31	15	0:42
72	F	KIM Geonwoo	0	0	0	0	0	0	0	0.00	0	1	1		2	+1	4:22	5:00	3:37		12:59	17	0:45
84	F	LEE Hyun Seung	0	1	1	0	2	8	-6	20.00	0	0	0		0	0	4:54	5:35	4:11		14:40	19	0:46
92	F	KANG Yoon Seok	0	1	1	2	0	0	0	0.00	1	0	0		1	-1	4:22	3:06	6:24		13:52	15	0:55
6	D	OH In-Gyo	1	0	1	0	0	0	0	0.00	0	1	0		1	-1	7:13	8:09	4:06		19:28	20	0:58
11	F	KIM Sangyeob	1	0	1	0	1	0	1	100.00	2	3	0		5	0	4:25	6:14	5:29		16:08	19	0:50
13	F	KIM Sihwan	0	0	0	0	10	4	6	71.43	0	0	2		2	0	3:44	4:39	4:18		12:41	20	0:38
18	D	KONG Yuchan	1	0	1	0	0	0	0	0.00	1	3	1		5	0	5:08	4:52	6:51		16:51	18	0:56
89	F	KANG Minwan	0	1	1	0	0	0	0	0.00	1	1	0		2	+1	4:49	4:43	6:32		16:04	19	0:50
23	D	LEE Minjae	0	0	0	0	0	0	0	0.00	0	0	0		0	0	5:17	5:35	3:16		14:08	16	0:53
24	D	KIM Donghwan	0	0	0	2	0	0	0	0.00	0	0	0		0	0	3:47	1:04	2:25		7:16	10	0:43
36	F	JEON Jung Woo	0	0	0	0	3	8	-5	27.27	0	0	0		0	0	5:30	5:06	3:45		14:21	18	0:47
63	F	KWON Hyeonsu	0	0	0	0	0	0	0	0.00	2	0	0		2	0	3:23	1:00	2:17		6:40	10	0:40
88	F	LEE Mooyoung	0	0	0	0	0	0	0	0.00	0	0	0		0	0	4:30	4:55	1:55		11:20	14	0:48
31	GK	HA Jung Ho	0	0	0	0					0	0	0		0								
32	GK	LEE Yeonseung	0	0	0	0					0	0	0		0								
Total			5	8	13	10	25	31	-6	44.64	11	16	13		40								

Team : CHN (Red)

Head Coach : PEARN Perry Douglas

Head Coach : PEARN Perry Douglas										Shots on Goal						Time on Ice							
No.	Pos.	Name	G	A	P	PIM	FO+	FO-	FO+/-	FO%	1	2	3	OT	TS	+/-	1	2	3	OT	TOT	SHF	AVG
11	D	ZHANG Pengfei	0	0	0	0	0	0	0	0.00	1	2	0		3	0	8:43	8:57	7:34		25:14	30	0:50
16	D	ZHANG Jiaqi +C	0	0	0	0	0	0	0	0.00	0	0	0		0	-2	9:01	9:35	8:52		27:28	30	0:54
17	F	GUO Jianing	0	0	0	0	0	0	0	0.00	0	0	0		0	+1	6:07	5:11	6:51		18:09	28	0:38
56	F	ZHANG Zesen +A	1	0	1	2	3	3	0	50.00	0	0	1		1	0	8:03	8:07	5:45		21:55	29	0:45
88	F	YAN Juncheng	0	1	1	0	12	11	1	52.17	0	2	0		2	+1	7:08	7:48	6:31		21:27	31	0:41
6	D	CHEN Zimeng	0	0	0	0	0	0	0	0.00	0	0	0		0	-3	7:58	6:16	8:46		23:00	26	0:53
12	F	YU Jilong	0	1	1	2	0	0	0	0.00	0	0	1		1	+1	6:41	8:41	5:17		20:39	24	0:51
41	D	HAN Yuhang +A	0	0	0	4	0	0	0	0.00	2	0	1		3	-1	8:18	8:29	6:41		23:28	27	0:52
91	F	WANG Jing	0	0	0	4	11	6	5	64.71	1	1	0		2	+1	6:58	8:17	6:33		21:48	26	0:50
92	F	HOU Yuyang	0	1	1	0	0	0	0	0.00	2	0	1		3	+1	7:20	8:35	6:32		22:27	26	0:51
7	D	ZONG Hanming	0	0	0	0	0	0	0	0.00	0	0	0		0	+2	3:18	2:25	5:33		11:16	15	0:45
8	F	ZUO Tianyou	0	0	0	0	0	0	0	0.00	0	0	0		0	-2	5:22	7:31	6:10		19:03	24	0:47
23	F	LI Zhihao	1	0	1	0	0	0	0	0.00	1	0	2		3	+2	2:42	1:52	4:25		8:59	14	0:38
24	F	CHEN Kailin	0	0	0	0	5	5	0	50.00	0	1	0		1	-3	6:12	3:20	5:24		14:56	21	0:42
93	F	LI Mingshenhao	0	0	0	2	0	0	0	0.00	3	0	0		3	-3	6:09	2:59	2:15		11:23	17	0:40
4	D	XU Lang	0	0	0	0	0	0	0	0.00	0	0	0		0	0	0:00	0:00	0:00		0:00	0	0:00
25	F	LIU Zihao	0	0	0	0	0	0	0	0.00	0	0	0		0	0	0:00	0:00	1:40		1:40	3	0:33
73	D	FU Rao	0	0	0	0	0	0	0	0.00	0	0	0		0	0	0:00	0:00	0:13		0:13	1	0:13
97	F	ZHUANG Xinyu	0	0	0	0	0	0	0	0.00	0	0	0		0	0	0:00	0:00	0:00		0:00	0	0:00
31	GK	CHEN Shifeng	0	0	0	0					0	0	0		0								
32	GK	SUN Zehao	0	0	0	0					0	0	0		0								
Total			2	3	5	14	31	25	6	55.36	10	6	6		22								



Legend:					
(G)	Goals in tournament	*	Does not count for Plus/minus	+/-	Plus/minus net
+C	Captain	A	Assists	AVG	Average time on ice / shift
EQ	Equal strength	ET/Res	Penalty end time/Result of game	F	Forward
FO+	Face-offs won	FO-	Face-offs lost	FO+/-	Face-offs net
GK	Goalkeeper	MIP	Minutes in play (GK)	No.	Jersey number
P	Points	PIM	Penalties in minutes	Pos.	Position
PPG	Power play goals	SHF	Number of shifts	SHG	Shorthanded goals
SVS	Saves	TOT	Total	TPP	Time on power play
				+A	Alternate Captain
				D	Defender
				FO%	Face-offs won as percentage
				G	Goals
				OT	Overtime
				PP1	Power play - 1 player
				SOG	Shots on goal
				TS	Total shots




Shot Chart

射门表

KOR - CHN

Shots by KOR

Goals (o): 0 SSG (+): 11
SSP (<): 5 SPG (-): 6



GK 31 of CHN




1st Period

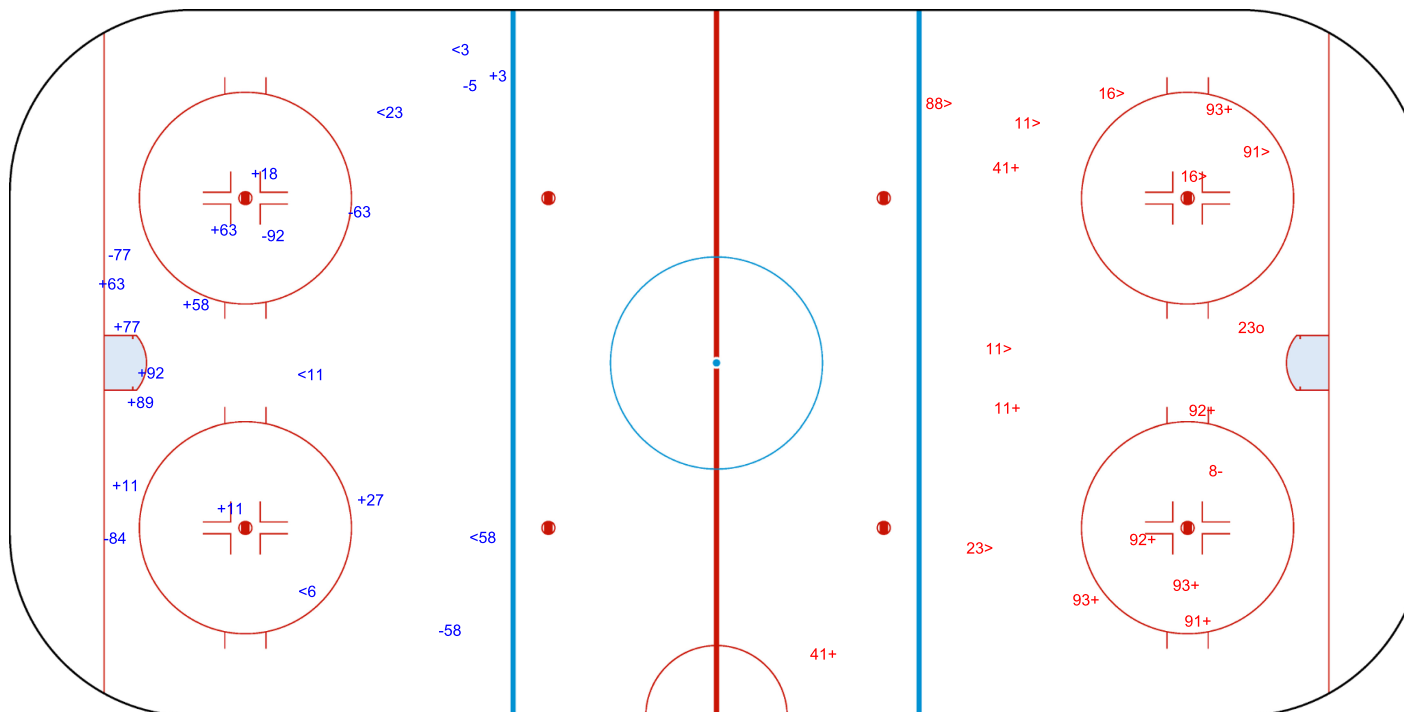


Shots by CHN

Goals (o): 1 SSG (+): 9
SSP (>): 7 SPG (-): 1



GK 32 of KOR





Harbin Ice Hockey Arena
哈尔滨冰球馆

FRI 14 FEB 2025
Start Time 10:00


Ice Hockey
冰球

Men
男子
Bronze Medal Game, Game 38
铜牌赛, 比赛 38



Shots by CHN

Goals (o): 0
SSP (<): 1
SSG (+): 6
SPG (-): 0



GK 32 of KOR




2nd Period

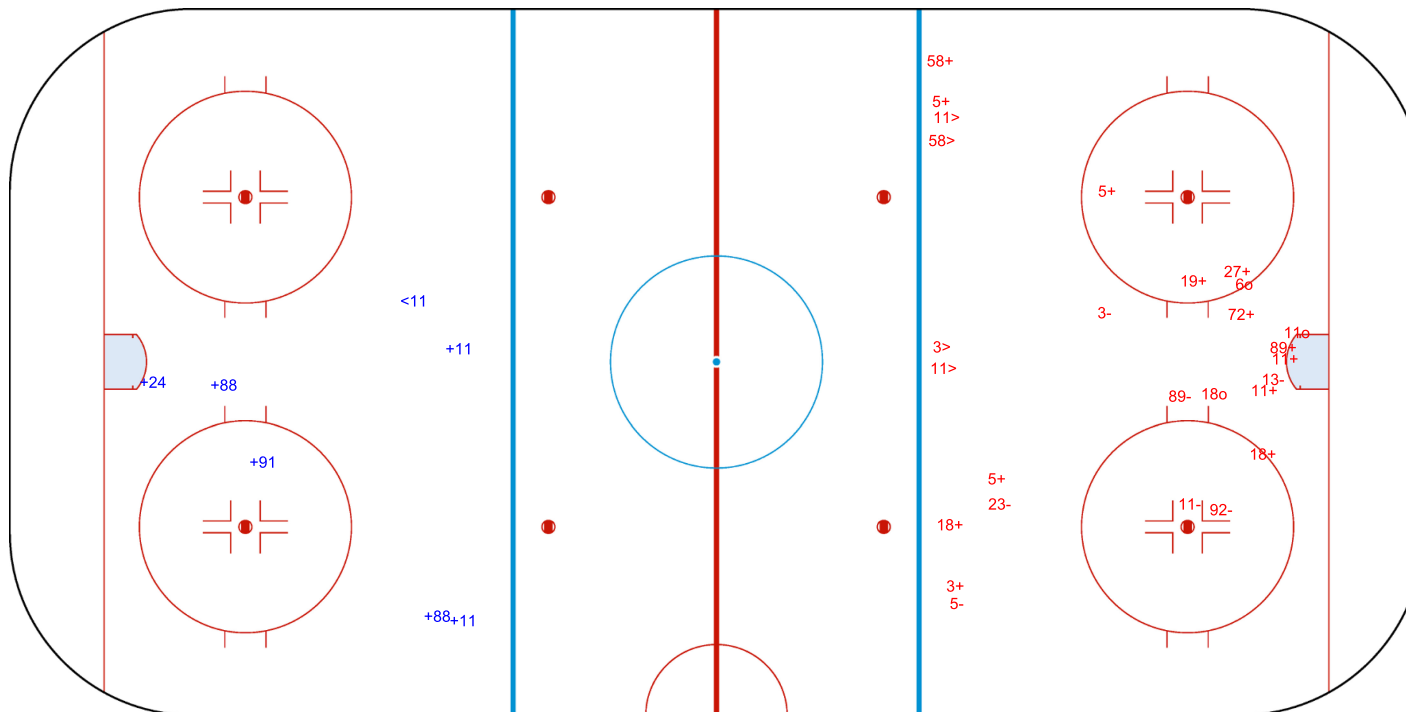


Shots by KOR

Goals (o): 3
SSP (>): 4
SSG (+): 13
SPG (-): 7



GK 31 of CHN

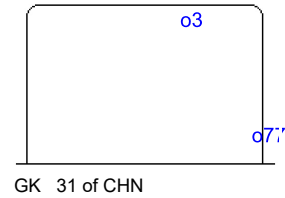


Timing & Results provided by BORNAN



Shots by KOR

Goals (o): 2 SSG (+): 11
SSP (<): 3 SPG (-): 7



GK 31 of CHN

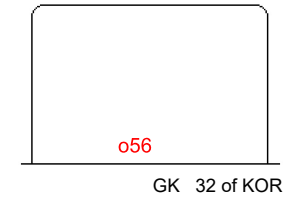


3rd Period



Shots by CHN

Goals (o): 1 SSG (+): 5
SSP (>): 2 SPG (-): 1



GK 32 of KOR

Legend:							
GK	Goalkeeper	SPG	Shots past goal	SSG	Shots saved by goalkeeper	SSP	Shots saved by player

Face-off Chart

争球表

KOR - CHN

1st PERIOD

	KOR		CHN		KOR		CHN		KOR		CHN		
	Def. zone	Att. zone	Def. zone	Att. zone	Neutral zone		Def. zone	Att. zone	Att. zone	Def. zone	Att. zone	Def. zone	
	+ 84	- 91			- 19	+ 88			+ 36	- 56			
	- 77	+ 91			- 13	+ 24			- 13	+ 88			
	+ 19	- 88			- 36	+ 91			+ 13	- 56			
	+ 13	- 88							- 84	+ 88			
	- 36	+ 24							+ 36	- 88			
	- 84	+ 88							+ 13	- 24			
	- 36	+ 91							- 77	+ 24			
	- 84	+ 88							- 13	+ 91			
Total wins / period	3 / 38%	5 / 62%			0 / 0%	3 / 100%			4 / 50%	4 / 50%			
												Total wins all zones	
												KOR	CHN
												7 / 37%	12 / 63%

2nd PERIOD

	KOR		CHN		KOR		CHN		KOR		CHN		
	Def. zone	Att. zone	Def. zone	Att. zone	Neutral zone		Def. zone	Att. zone	Att. zone	Def. zone	Att. zone	Def. zone	
	+ 13	- 88			+ 13	- 88			+ 19	- 88			
	+ 19	- 91			+ 84	- 24			+ 11	- 88			
	+ 36	- 88			- 84	+ 88			- 77	+ 88			
	+ 77	- 24			+ 13	- 24			+ 13	- 91			
	- 36	+ 91			+ 13	- 88			- 36	+ 91			
	- 36	+ 91							- 84	+ 91			
	- 84	+ 56											
Total wins / period	4 / 57%	3 / 43%			4 / 80%	1 / 20%			3 / 50%	3 / 50%			
												Total wins all zones	
												KOR	CHN
												11 / 61%	7 / 39%

3rd PERIOD

	KOR		CHN		KOR		CHN		KOR		CHN		
	Def. zone	Att. zone	Def. zone	Att. zone	Neutral zone		Def. zone	Att. zone	Att. zone	Def. zone	Att. zone	Def. zone	
	- 19	+ 88			+ 19	- 88			- 19	+ 88			
	- 36	+ 91			- 19	+ 88			+ 13	- 56			
					- 84	+ 24			+ 19	- 24			
					+ 13	- 91			+ 77	- 88			
					- 84	+ 24			- 77	+ 88			
					- 36	+ 91			- 13	+ 88			
									- 19	+ 91			
									+ 19	- 91			
									+ 19	- 91			
									- 77	+ 56			
									- 77	+ 56			
Total wins / period	0 / 0%	2 / 100%			2 / 33%	4 / 67%			5 / 45%	6 / 55%			
												Total wins all zones	
												KOR	CHN
												7 / 37%	12 / 63%

TOTAL



Total wins / game	KOR	CHN	KOR	CHN	KOR	CHN	Total wins all zones	
	Def. zone	Att. zone	Neutral zone		Att. zone	Def. zone	KOR	CHN
	7 / 41%	10 / 59%	6 / 43%	8 / 57%	12 / 48%	13 / 52%	25 / 45%	31 / 55%

HEAD TO HEAD

CHN										
No.	24	56	88	91	Tot.	wins KOR	Dz	Nz	Az	
KOR	11		1 - 0		1	1 100%			1 100%	
	13	2 - 1	2 - 0	4 - 2	14	10 71%	2 100%	4 80%	4 57%	
	19	1 - 0		3 - 4	12	7 58%	2 67%	1 33%	4 67%	
	36	0 - 1	1 - 0	2 - 0	11	3 27%	1 17%	0 0%	2 67%	
	77	1 - 1	0 - 2	1 - 2	8	2 25%	1 50%		1 17%	
	84	1 - 2	0 - 1	0 - 4	10	2 20%	1 25%	1 25%	0 0%	
Tot.		10	6	23	17	56	25 45%	7 41%	6 43%	12 48%
wins CHN		5 50%	3 50%	12 52%	11 65%	31 55%				
Dz		1 33%	2 40%	6 60%	4 57%	13 52%				
Nz		3 60%		3 50%	2 67%	8 57%				
Az		1 50%	1 100%	3 43%	5 71%	10 59%				

Legend:									
Az	Attacking zone	Dz	Defending zone	No.	Jersey number	Nz	Neutral zone	Tot.	Total face-offs played

Game Roster

比赛名单

KAZ - JPN

Referees

CHAE Young Jin (KOR) , CHUBENKO Konstantin (KAZ)

Linespersons

CHI Hongda (CHN) , ISKAKOV Timur (KAZ)

Goalkeepers

Team: KAZ

No.	Name	GP	MIP	GA	SVS	SOG	SVS%	GAA
1	AMIRBEKOV Jelal-Ad-Din	5	60:57	0	13	13	100.00	0.00
20	SHUTOV Andrey	5	300:00	4	66	70	94.29	0.80
30	PAVLENKO Maxim	4	59:03	0	5	5	100.00	0.00

Team Roster

Team: KAZ (Blue)

No.	Pos.	Name	GP	G	A	PTS	PIM	+/-
1	GK	AMIRBEKOV Jelal-Ad-Din	5	0	1	1	0	
2	D	BREUS Dmitriy	7	2	4	6	2	+17
3	D	GAITAMIROV Tamirlan	7	3	1	4	4	+17
6	F	BUYALSKIY Andrey	6	2	4	6	0	+7
7	D	DANIYAR Samat	7	3	12	15	2	+17
8	F	OSPANOV Ruslan	7	5	3	8	0	+14
9	D	BUTENKO Danil	7	1	3	4	2	+9
14	F	OMIRBEKOV Alikhan	7	3	8	11	0	+20
15	D	KOROLYOV Artyom	7	1	4	5	2	+11
16	F	BORISSEVICH Alexandr	7	2	8	10	4	+14
17	F	STARHENKO Roman	7	8	7	15	0	+20
18	F	RYMAREV Yevgeniy	7	7	10	17	0	+21
19	F	GRENTS Dmitriy	7	6	1	7	2	+7
20	GK	SHUTOV Andrey	5	0	0	0	0	
21	F	KOLESNIKOV Vyacheslav	7	5	3	8	2	+13
22	F	PANYUKOV Kirill	7	7	8	15	0	+14
23	F	CHAPOROV Denis	7	1	8	9	4	+9
24	F	SAVITSKIY Kirill	7	2	10	12	0	+13
25	D	STEPANENKO Ivan	7	1	6	7	2	+10
26	D	MIKHAILOV Eduard	7	0	4	4	2	+10
27	F	LIKHOTNIKOV Artem	7	4	15	19	2	+17
28	D	BEKETAYEV Adil	7	5	8	13	0	+18
30	GK	PAVLENKO Maxim	4	0	0	0	0	

Head Coach: BOLYAKIN Oleg

Team: JPN

No.	Name	GP	MIP	GA	SVS	SOG	SVS%	GAA
1	NARISAWA Yuta	4	248:25	13	92	105	87.62	3.14
29	OTSUKA Issa	3	80:00	1	14	15	93.33	0.75
30	SATO Eiki	7	100:00	2	19	21	90.48	1.20

Team: JPN (White)

No.	Pos.	Name	GP	G	A	PTS	PIM	+/-
1	GK	NARISAWA Yuta	4	0	0	0	0	
2	D	HAYATA Seiya	7	1	4	5	4	+12
4	D	YONEYAMA Koki	7	3	10	13	0	+16
5	D	HALLIDAY Jiei	7	2	2	4	0	+7
6	D	YAMADA Kotaro	7	3	1	4	0	+5
7	F	TSUTSUMI Kotaro	7	0	2	2	0	-1
8	D	ISHIDA Riku	7	1	2	3	2	+2
9	F	TAKAGI Kenta	7	3	1	4	0	+5
10	F	KOBAYASHI Toi	7	4	7	11	2	+9
11	F	OTSU Kosuke	7	3	5	8	8	+9
12	D	SATO Hiroto	7	0	6	6	2	+9
13	F	OKUBO Masato	7	4	0	4	0	+4
14	F	OSAWA Yuto	7	1	4	5	8	+7
15	F	IRIKURA Taiga	7	4	7	11	2	+6
16	F	HITOSATO Shigeki	7	2	8	10	12	+8
18	F	FURUHASHI Makuru	7	2	0	2	2	+1
19	F	NAKAJIMA Shogo	2	2	5	7	0	+8
20	D	OTSU Yusei	7	0	5	5	4	+2
21	F	SUZUKI Kento	7	5	4	9	0	+12
25	F	ISOGAI Sota	7	5	6	11	6	+8
27	D	LAWLOR Kazuki	7	1	2	3	2	+1
29	GK	OTSUKA Issa	3	0	0	0	0	
30	GK	SATO Eiki	7	0	0	0	0	

Head Coach: SKALDE Jarrod

Legend:

+/-	Plus/minus net	A	Assists	D	Defender	F	Forward
G	Goals	GA	Goals against	GAA	Goals against as average per 60 minutes	GK	Goalkeeper
GP	Games played	MIP	Minutes and seconds played	No.	Jersey number	PIM	Penalties in minutes
Pos.	Position	PTS	Points	SOG	Shots on goal	SVS	Saves
SVS%	Saves in percentage						

Line-Ups 阵容

KAZ - JPN

Referees

CHAE Young Jin (KOR), CHUBENKO Konstantin (KAZ)

Linespersons

CHI Hongda (CHN), ISKAKOV Timur (KAZ)

Goalkeepers

Team: KAZ

No.	Name
20	SHUTOV Andrey
30	PAVLENKO Maxim

Team: JPN

No.	Name
1	NARISAWA Yuta
30	SATO Eiki

Team Line-ups

Team: KAZ (Blue)

No.	Pos.	Name
7	D	DANIYAR Samat
28	D	BEKETAYEV Adil +A
14	F	OMIRBEKOV Alikhan
17	F	STARCHENKO Roman +C
18	F	RYMAREV Yevgeniy +A
2	D	BREUS Dmitriy
3	D	GAITAMIROV Tamirlan
22	F	PANYUKOV Kirill
24	F	SAVITSKIY Kirill
27	F	LIKHOTNIKOV Artem
25	D	STEPANENKO Ivan
26	D	MIKHAILOV Eduard
8	F	OSPA NOV Ruslan
19	F	GRENTS Dmitriy
21	F	KOLESNIKOV Vyacheslav
9	D	BUTENKO Danil
15	D	KOROLYOV Artyom
6	F	BUYALSKIY Andrey
16	F	BORISSEVICH Alexandr
23	F	CHAPOROV Denis

Head Coach: BOLYAKIN Oleg

NOT DRESSED:

1 GK AMIRBEKOV Jelal-Ad-Din

Team: JPN (White)

No.	Pos.	Name
6	D	YAMADA Kotaro
8	D	ISHIDA Riku +A
10	F	KOBAYASHI Toi
19	F	NAKAJIMA Shogo +C
21	F	SUZUKI Kento
2	D	HAYATA Seiya
4	D	YONEYAMA Koki
15	F	IRIKURA Taiga
16	F	HITOSATO Shigeki
25	F	ISOGAI Sota
5	D	HALLIDAY Jiei +A
12	D	SATO Hiroto
9	F	TAKAGI Kenta
11	F	OTSU Kosuke
14	F	OSAWA Yuto
20	D	OTSU Yusei
27	D	LAWLOR Kazuki
7	F	TSUTSUMI Kotaro
13	F	OKUBO Masato
18	F	FURUHASHI Makuru

Head Coach: SKALDE Jarrod

NOT DRESSED:

29 GK OTSUKA Issa

Legend:

+A Alternate Captain
No. Jersey number

+C Captain
Pos. Position

D Defender

F Forward

Graphical Line-ups 阵容图

KAZ - JPN

Referees

CHAE Young Jin (KOR) , CHUBENKO Konstantin (KAZ)

Linespersons

CHI Hongda (CHN) , ISKAKOV Timur (KAZ)

Team: KAZ - Kazakhstan (Blue)

Head Coach: BOLYAKIN Oleg

S1 20 SHUTOV Andrey		
30 PAVLENKO Maxim		
S5 17 STARCHENKO Roman +C	S4 14 OMIRBEKOV Alikhan	S6 18 RYMAREV Yevgeniy +A
S2 7 DANIYAR Samat	S3 28 BEKETAYEV Adil +A	
24 SAVITSKIY Kirill	27 LIKHOTNIKOV Artem	22 PANYUKOV Kirill
2 BREUS Dmitriy		3 GAITAMIROV Tamirlan
21 KOLESNIKOV Vyacheslav	19 GRENTS Dmitriy	8 OSPANOV Ruslan
25 STEPANENKO Ivan		26 MIKHAILOV Eduard
6 BUYALSKIY Andrey	16 BORISSEVICH Alexandr	23 CHAPOROV Denis
15 KOROLYOV Artyom		9 BUTENKO Danil

Team: JPN - Japan (White)

Head Coach: SKALDE Jarrod

S1 1 NARISAWA Yuta		
30 SATO Eiki		
S4 10 KOBAYASHI Toi	S5 19 NAKAJIMA Shogo +C	S6 21 SUZUKI Kento
S2 6 YAMADA Kotaro	S3 8 ISHIDA Riku +A	
25 ISOGAI Sota	15 IRIKURA Taiga	16 HITOSATO Shigeki
2 HAYATA Seiya		4 YONEYAMA Koki
11 OTSU Kosuke	14 OSAWA Yuto	9 TAKAGI Kenta
12 SATO Hiroto		5 HALLIDAY Jiei +A
7 TSUTSUMI Kotaro	18 FURUHASHI Makuru	13 OKUBO Masato
20 OTSU Yusei		27 LAWLOR Kazuki

Legend:

+A Alternate Captain +C Captain Sn Starting position

Timing & Results provided by BORNAN



Game Summary 比赛总结

KAZ - JPN 5 - 0 (1 - 0 , 2 - 0 , 2 - 0)

Spectators	Referees	Linespersons
2952	CHAE Young Jin (KOR) , CHUBENKO Konstantin (KAZ)	CHI Hongda (CHN) , ISKAKOV Timur (KAZ)

Team Statistics

Period	Score	SVS	SOG	PIM	TPP	PPG	SHG
1	1 : 0	4 : 10	11 : 4	0 : 2	02:00 : 00:00	0 : 0	0 : 0
2	2 : 0	2 : 7	9 : 2	2 : 4	02:07 : 02:00	1 : 0	0 : 0
3	2 : 0	7 : 4	6 : 7	2 : 6	04:45 : 02:00	1 : 0	0 : 0
Total	5 : 0	13 : 21	26 : 13	4 : 12	08:52 : 04:00	2 : 0	0 : 0

1st Period

Action	Time	ET/Res	Team	Type	No.	Name	(G)	Name of Assistant(s) / Action Description
GK	00:00		KAZ		20	SHUTOV Andrey		- Goalkeeper in
GK	00:00		JPN		1	NARISAWA Yuta		- Goalkeeper in
Penalty	15:16	17:16	JPN	2 min.	12	SATO Hiroto		- Tripping
Goal	17:34	1 : 0	KAZ	EQ	6	BUYALSKIY Andrey	(3)	7 DANIYAR Samat On Ice KAZ 20 6 9 15 16 23 JPN 1 6 8 10 19 21

2nd Period

Action	Time	ET/Res	Team	Type	No.	Name	(G)	Name of Assistant(s) / Action Description
Goal	21:02	2 : 0	KAZ	EQ	2	BREUS Dmitriy	(3)	27 LIKHOTNIKOV Artem On Ice KAZ 20 2 3 22 24 27 3 GAITAMIROV T JPN 1 6 8 10 19 21
Penalty	29:13	31:13	JPN	2 min.	7	TSUTSUMI Kotaro		- Tripping
Penalty	34:22	36:22	KAZ	2 min.	25	STEPANENKO Ivan		- Tripping
Penalty	37:52	37:59	JPN	2 min.	7	TSUTSUMI Kotaro		- Tripping
Goal	37:59	3 : 0	KAZ	PP1	17	STARCHENKO Roman	(9)	28 BEKETAYEV Adil On Ice KAZ 20 14 17 18 22 28 14 OMIRBEKOV Alikhan JPN 1 11 15 20 27 *

3rd Period

Action	Time	ET/Res	Team	Type	No.	Name	(G)	Name of Assistant(s) / Action Description
Penalty	41:39	42:24	JPN	2 min.	12	SATO Hiroto		- Tripping
Goal	42:24	4 : 0	KAZ	PP1	22	PANYUKOV Kirill	(8)	17 STARCHENKO On Ice KAZ 20 14 17 18 22 28 Roman JPN 1 6 8 11 15 *
Goal	44:23	5 : 0	KAZ	EQ	22	PANYUKOV Kirill	(9)	18 RYMAREV Yevgeniy On Ice KAZ 20 2 3 22 24 27 JPN 1 6 8 13 15 25
Penalty	46:06	48:06	KAZ	2 min.	21	KOLESNIKOV V		- Tripping
Penalty	54:33	56:33	JPN	2 min.	25	ISOGAI Sota		- Slashing
Penalty	56:59	58:59	JPN	2 min.	7	TSUTSUMI Kotaro		- High Sticking
GK	60:00		KAZ					20 SHUTOV Andrey - Goalkeeper out
GK	60:00		JPN					1 NARISAWA Yuta - Goalkeeper out

Goalkeeper Records

Team : KAZ - Kazakhstan

No.	Name	SOG	SVS	MIP
20	SHUTOV Andrey	13	13	60:00
30	PAVLENKO Maxim			

Team : JPN - Japan

No.	Name	SOG	SVS	MIP
1	NARISAWA Yuta	26	21	60:00
30	SATO Eiki			

Game Statistics

Team : KAZ (Blue)														
Head Coach : BOLYAKIN Oleg										Shots on Goal				
No.	Pos.	Name	G	A	P	PIM	FO+	FO-	FO+/-	FO%	1	2	3	OT TS
7	D	DANIYAR Samat	0	1	1	0	0	0	0	0.00	0	2	0	2

Timing & Results provided by BORNAN



Harbin Ice Hockey Arena

哈尔滨冰球馆

FRI 14 FEB 2025

Start Time 14:00
End Time 15:57

Ice Hockey

冰球

Men
男子

Gold Medal Game, Game 39

金牌赛, 比赛 39



Head Coach : BOLYAKIN Oleg										Shots on Goal					Time on Ice									
No.	Pos.	Name	G	A	P	PIM	FO+	FO-	FO+/-	FO%	1	2	3	OT	TS	+/-	1	2	3	OT	TOT	SHF	AVG	
14	F	OMIRBEKOV Alikhan	0	1	1	0	9	12	-3	42.86	1	1	0		2	0	6:33	6:05	6:57		19:35	27	0:43	
17	F	STARCHENKO Roman +C	1	1	2	0	0	0	0	0.00	1	1	0		2	0	6:43	5:57	6:58		19:38	24	0:49	
18	F	RYMAREV Yevgeniy +A	0	1	1	0	0	0	0	0.00	2	1	2		5	0	7:06	6:05	6:52		20:03	24	0:50	
28	D	BEKETAYEV Adil +A	0	1	1	0	0	0	0	0.00	0	1	1		2	0	7:17	6:18	7:17		20:52	27	0:46	
2	D	BREUS Dmitriy	1	0	1	0	0	0	0	0.00	0	1	0		1	+2	6:01	7:38	5:01		18:40	22	0:50	
3	D	GAITAMIROV Tamirlan	0	1	1	0	0	0	0	0.00	1	0	0		1	+2	6:14	4:30	4:19		15:03	18	0:50	
22	F	PANYUKOV Kirill	2	0	2	0	0	0	0	0.00	0	1	2		3	+2	5:27	5:55	4:19		15:41	24	0:39	
24	F	SAVITSKIY Kirill	0	0	0	0	0	0	0	0.00	0	1	1		2	+2	5:05	5:00	4:38		14:43	23	0:38	
27	F	LIKHOTNIKOV Artem	0	1	1	0	3	4	-1	42.86	1	0	0		1	+2	6:12	4:42	5:32		16:26	23	0:42	
8	F	OSPANOV Ruslan	0	0	0	0	0	0	0	0.00	0	0	0		0	0	4:45	4:31	5:47		15:03	22	0:41	
19	F	GRENTS Dmitriy	0	0	0	0	4	4	0	50.00	1	0	0		1	0	5:13	6:02	4:34		15:49	22	0:43	
21	F	KOLESNIKOV Vyacheslav	0	0	0	2	0	0	0	0.00	0	0	0		0	0	5:00	3:25	3:44		12:09	18	0:40	
25	D	STEPANENKO Ivan	0	0	0	2	0	0	0	0.00	0	0	0		0	0	3:31	4:54	3:03		11:28	17	0:40	
26	D	MIKHAILOV Eduard	0	0	0	0	0	0	0	0.00	0	0	0		0	0	4:37	4:19	3:45		12:41	16	0:47	
6	F	BUYALSKIY Andrey	1	0	1	0	0	0	0	0.00	2	0	0		2	+1	3:10	3:23	3:34		10:07	19	0:31	
9	D	BUTENKO Danil	0	0	0	0	0	0	0	0.00	0	0	0		0	+1	2:37	3:45	3:21		9:43	18	0:32	
15	D	KOROLYOV Artyom	0	0	0	0	0	0	0	0.00	0	0	0		0	+1	2:49	2:09	4:03		9:01	17	0:31	
16	F	BORISSEVICH Alexandr	0	0	0	0	1	2	-1	33.33	1	0	0		1	+1	3:21	3:58	4:11		11:30	20	0:34	
23	F	CHAPOROV Denis	0	0	0	0	1	2	-1	33.33	1	0	0		1	+1	3:07	3:37	4:13		10:57	21	0:31	
20	GK	SHUTOV Andrey	0	0	0	0					0	0	0		0									
30	GK	PAVLENKO Maxim	0	0	0	0					0	0	0		0									
Total			5	7	12	4	18	24	-6	42.86	11	9	6		26									

Team : JPN (White)

Head Coach : SKALDE Jarrod										Shots on Goal					Time on Ice									
No.	Pos.	Name	G	A	P	PIM	FO+	FO-	FO+/-	FO%	1	2	3	OT	TS	+/-	1	2	3	OT	TOT	SHF	AVG	
6	D	YAMADA Kotaro	0	0	0	0	0	0	0	0.00	1	0	2		3	-3	6:05	4:27	5:34		16:06	24	0:40	
8	D	ISHIDA Riku +A	0	0	0	0	0	0	0	0.00	0	0	0		0	-3	6:33	5:30	7:20		19:23	27	0:43	
10	F	KOBAYASHI Toi	0	0	0	0	3	3	0	50.00	0	0	0		0	-2	6:18	5:49	3:26		15:33	18	0:51	
19	F	NAKAJIMA Shogo +C	0	0	0	0	6	2	4	75.00	0	0	0		0	-2	6:55	6:39	5:02		18:36	21	0:53	
21	F	SUZUKI Kento	0	0	0	0	0	0	0	0.00	0	0	1		1	-2	6:59	6:03	6:59		20:01	25	0:48	
2	D	HAYATA Seiya	0	0	0	0	0	0	0	0.00	0	0	0		0	0	5:06	6:42	4:07		15:55	22	0:43	
4	D	YONEYAMA Koki	0	0	0	0	0	0	0	0.00	1	0	0		1	0	5:59	6:03	6:27		18:29	22	0:50	
15	F	IRIKURA Taiga	0	0	0	0	7	5	2	58.33	0	1	0		1	-1	5:56	6:30	5:27		17:53	24	0:44	
16	F	HITOSATO Shigeki	0	0	0	0	0	0	0	0.00	0	0	0		0	0	5:11	5:23	3:57		14:31	16	0:54	
25	F	ISOGAI Sota	0	0	0	2	0	0	0	0.00	0	0	2		2	-1	5:00	5:37	4:02		14:39	19	0:46	
5	D	HALLIDAY Jiei +A	0	0	0	0	0	0	0	0.00	0	0	1		1	0	6:23	5:41	5:55		17:59	23	0:46	
9	F	TAKAGI Kenta	0	0	0	0	0	0	0	0.00	1	1	0		2	0	4:48	4:20	3:05		12:13	18	0:40	
11	F	OTSU Kosuke	0	0	0	0	0	0	0	0.00	1	0	1		2	0	4:48	5:26	4:09		14:23	19	0:45	
12	D	SATO Hiroto	0	0	0	4	0	0	0	0.00	0	0	0		0	0	6:52	6:31	7:01		20:24	23	0:53	
14	F	OSAWA Yuto	0	0	0	0	6	6	0	50.00	0	0	0		0	0	4:31	5:31	5:50		15:52	22	0:43	
7	F	TSUTSUMI Kotaro	0	0	0	6	0	0	0	0.00	0	0	0		0	0	2:13	2:37	3:12		8:02	14	0:34	
13	F	OKUBO Masato	0	0	0	0	0	0	0	0.00	0	0	0		0	-1	2:17	1:39	4:06		8:02	15	0:32	
18	F	FURUHASHI Makuru	0	0	0	0	2	2	0	50.00	0	0	0		0	0	2:53	3:23	5:41		11:57	18	0:39	
20	D	OTSU Yusei	0	0	0	0	0	0	0	0.00	0	0	0		0	0	2:29	2:56	2:34		7:59	11	0:43	
27	D	LAWLOR Kazuki	0	0	0	0	0	0	0	0.00	0	0	0		0	0	0:44	1:06	1:41		3:31	5	0:42	
1	GK	NARISAWA Yuta	0	0	0	0					0	0	0		0									
30	GK	SATO Eiki	0	0	0	0					0	0	0		0									
Total			0	0	0	12	24	18	6	57.14	4	2	7		13									



Harbin Ice Hockey Arena

哈尔滨冰球馆

FRI 14 FEB 2025
Start Time 14:00
End Time 15:57

Ice Hockey

冰球

Men
男子
Gold Medal Game, Game 39
金牌赛, 比赛 39



Legend:					
(G)	Goals in tournament	*	Does not count for Plus/minus	+/-	Plus/minus net
+C	Captain	A	Assists	AVG	Average time on ice / shift
EQ	Equal strength	ET/Res	Penalty end time/Result of game	F	Forward
FO+	Face-offs won	FO-	Face-offs lost	FO+/-	Face-offs net
GK	Goalkeeper	MIP	Minutes in play (GK)	No.	Jersey number
P	Points	PIM	Penalties in minutes	Pos.	Position
PPG	Power play goals	SHF	Number of shifts	SHG	Shorthanded goals
SVS	Saves	TOT	Total	TPP	Time on power play
				+A	Alternate Captain
				D	Defender
				FO%	Face-offs won as percentage
				G	Goals
				OT	Overtime
				PP1	Power play - 1 player
				SOG	Shots on goal
				TS	Total shots



Shot Chart

射门表

KAZ - JPN

Shots by KAZ

Goals (o): 1 SSG (+): 10
SSP (<): 4 SPG (-): 3



GK 1 of JPN



1st Period

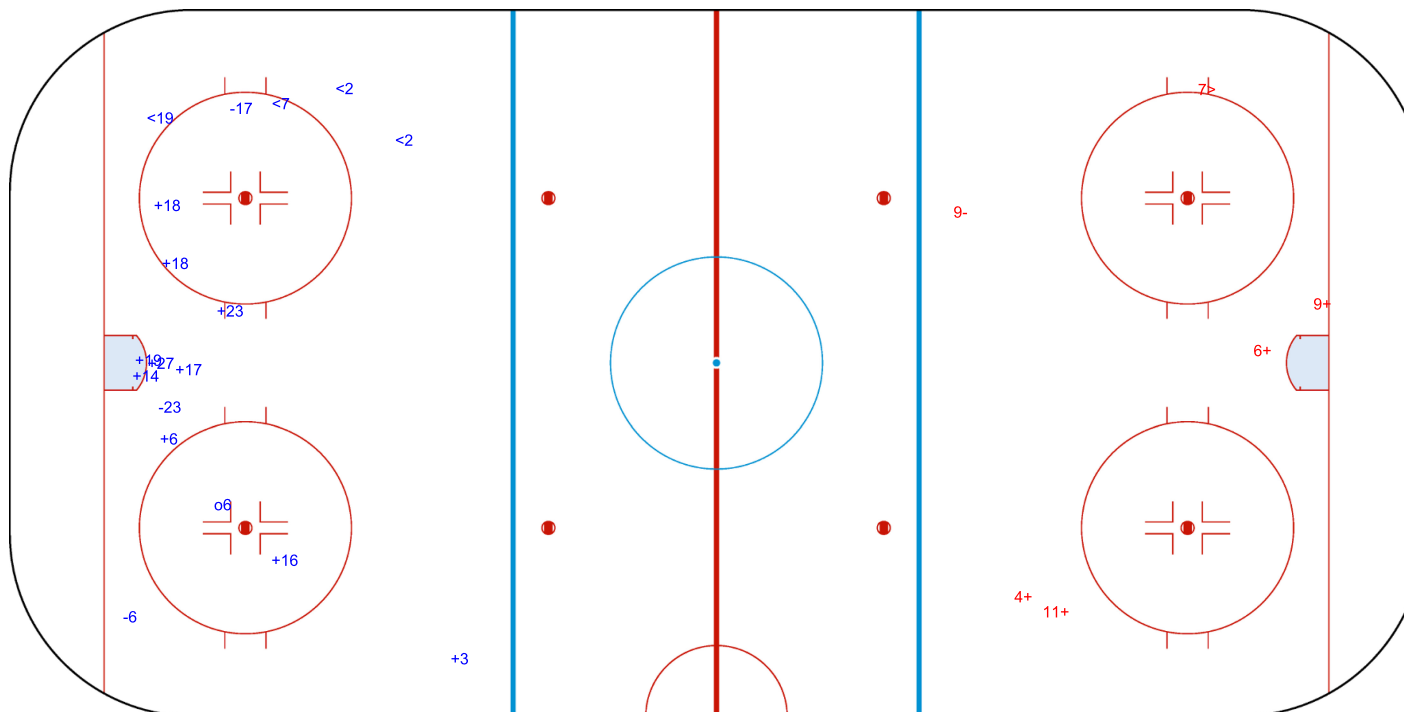


Shots by JPN

Goals (o): 0 SSG (+): 4
SSP (>): 1 SPG (-): 1



GK 20 of KAZ





Shots by JPN
Goals (o): 0
SSP (<): 6
SSG (+): 2
SPG (-): 2



GK 20 of KAZ



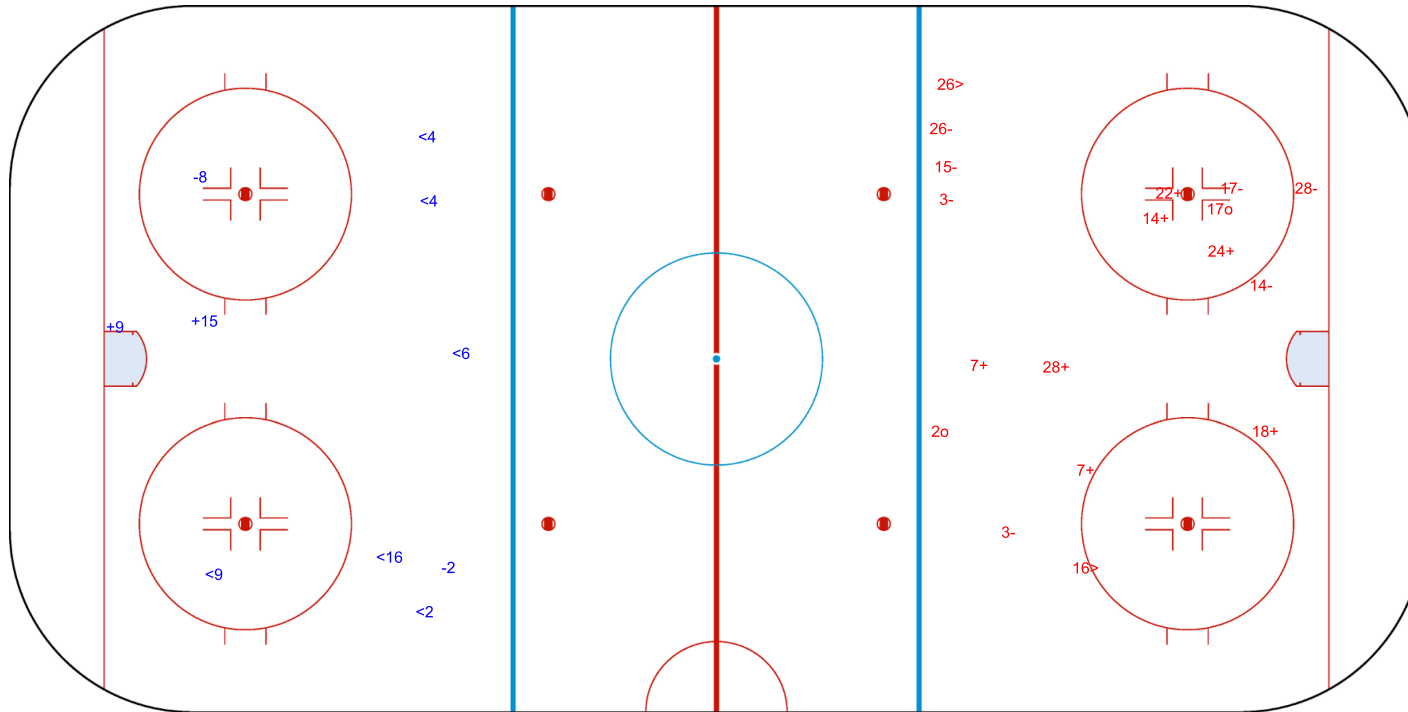
2nd Period



Shots by KAZ
Goals (o): 2
SSP (>): 2
SSG (+): 7
SPG (-): 7




GK 1 of JPN



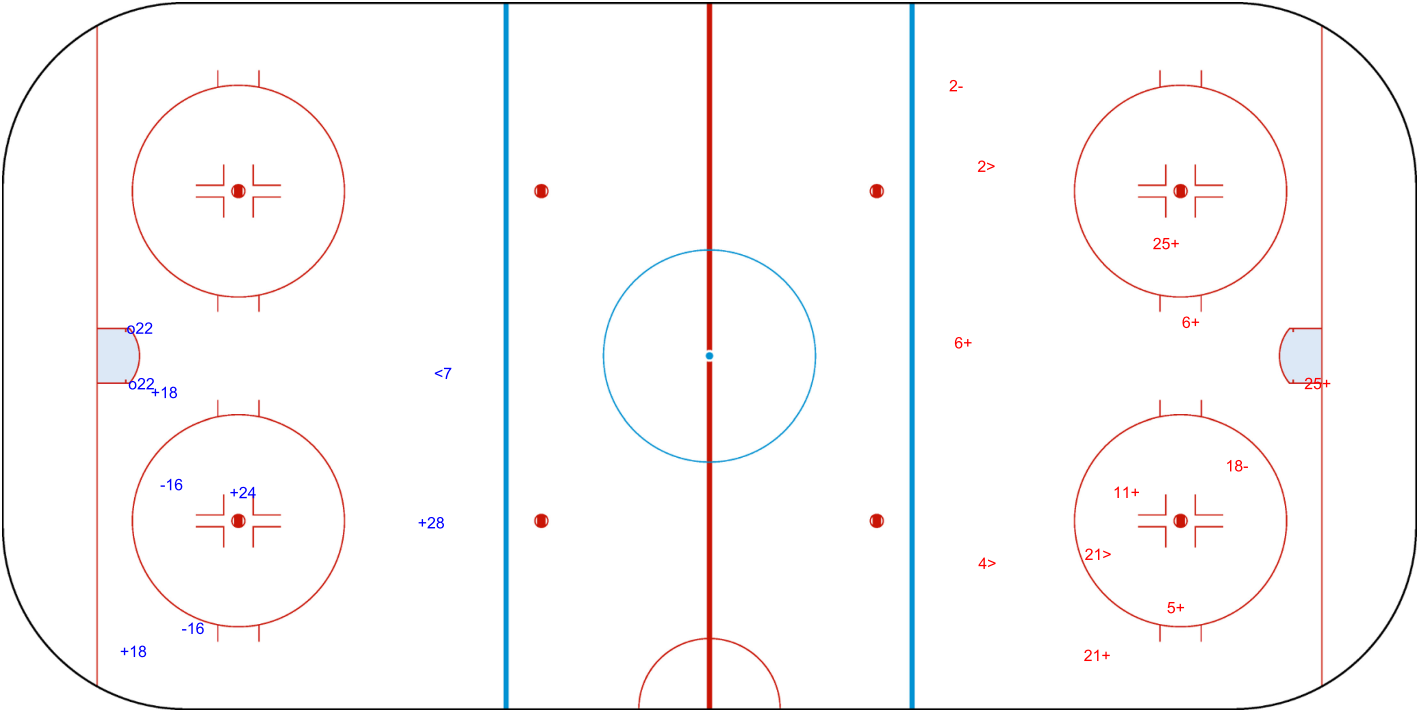


Shots by KAZ
Goals (o): 2
SSP (<): 1
SSG (+): 4
SPG (-): 2



GK 1 of JPN

JPN 3rd Period KAZ



Shots by JPN
Goals (o): 0
SSP (>): 3
SSG (+): 7
SPG (-): 2



GK 20 of KAZ

Legend:							
GK	Goalkeeper	SPG	Shots past goal	SSG	Shots saved by goalkeeper	SSP	Shots saved by player

Face-off Chart

争球表

KAZ - JPN

1st PERIOD

	KAZ		JPN		
	Def. zone	Att. zone	Neutral zone		
Total wins / period	+ 14	- 10	+ 14 - 10	- 14	+ 19
			+ 19 - 14	+ 27	- 10
			+ 19 - 15	- 23	+ 14
				+ 14	- 19
				- 14	+ 15
	1 / 100%	0 / 0%	3 / 100%	0 / 0%	2 / 29%
					5 / 71%
Total wins all zones					
	KAZ		JPN		
	6 / 55%		5 / 45%		

2nd PERIOD

	KAZ		JPN		
	Def. zone	Att. zone	Neutral zone		
Total wins / period	- 14	+ 10	+ 14 - 19	+ 19	- 14
	- 19	+ 10	- 19 + 15	- 14	+ 14
	+ 16	- 15	- 14 + 19	+ 23	- 14
			- 14 + 19	+ 14	- 15
			- 19 + 15	- 27	+ 19
	1 / 33%	2 / 67%	2 / 33%	4 / 67%	3 / 60%
					2 / 40%
Total wins all zones					
	KAZ		JPN		
	6 / 43%		8 / 57%		

3rd PERIOD

	KAZ		JPN		
	Def. zone	Att. zone	Neutral zone		
Total wins / period	- 27	+ 15	- 14 + 18	- 14	+ 14
	- 16	+ 10	+ 19 - 14	- 27	+ 19
	- 19	+ 19	- 14 + 14	+ 27	- 14
	+ 14	- 14	+ 14 - 15	+ 27	- 15
	+ 14	- 18		- 14	+ 14
	2 / 40%	3 / 60%	2 / 50%	2 / 50%	2 / 25%
					6 / 75%
Total wins all zones					
	KAZ		JPN		
	6 / 35%		11 / 65%		

TOTAL

	KAZ		JPN		
	Def. zone	Att. zone	Neutral zone		
Total wins / game	4 / 44%	5 / 56%	7 / 54%	6 / 46%	7 / 35%
					13 / 65%
Total wins all zones					
	KAZ		JPN		
	18 / 43%		24 / 57%		

HEAD TO HEAD

		JPN									
	No.	10	14	15	18	19	Tot.	wins KAZ	Dz	Nz	Az
KAZ	14	2 - 1	1 - 5	2 - 2	2 - 1	2 - 3	21	9 43%	3 75%	4 50%	2 22%
	16	0 - 1		1 - 1			3	1 33%	1 50%		0 0%
	19	0 - 1	3 - 0	1 - 2		0 - 1	8	4 50%	0 0%	3 60%	1 100%
	23		1 - 1		0 - 1		3	1 33%			1 33%
	27	1 - 0	1 - 0	1 - 2		0 - 2	7	3 43%	0 0%		3 50%
	Tot.	6	12	12	4	8	42	18 43%	4 44%	7 54%	7 35%
	wins JPN	3 50%	6 50%	7 58%	2 50%	6 75%	24 57%				
	Dz	0 0%	5 63%	4 67%	1 100%	3 75%	13 65%				
	Nz	0 0%	1 33%	2 50%	1 50%	2 67%	6 46%				
	Az	3 75%	0 0%	1 50%	0 0%	1 100%	5 56%				

Legend:

Az Attacking zone **Dz** Defending zone **No.** Jersey number **Nz** Neutral zone **Tot.** Total face-offs played

HEAD TO HEAD

		JPN									
	No.	10	14	15	18	19	Tot.	wins KAZ	Dz	Nz	Az
KAZ	14	2 - 1	1 - 5	2 - 2	2 - 1	2 - 3	21	9 43%	3 75%	4 50%	2 22%
	16	0 - 1		1 - 1			3	1 33%	1 50%		0 0%
	19	0 - 1	3 - 0	1 - 2		0 - 1	8	4 50%	0 0%	3 60%	1 100%
	23		1 - 1		0 - 1		3	1 33%			1 33%
	27	1 - 0	1 - 0	1 - 2		0 - 2	7	3 43%	0 0%		3 50%
	Tot.	6	12	12	4	8	42	18 43%	4 44%	7 54%	7 35%
	wins JPN	3 50%	6 50%	7 58%	2 50%	6 75%	24 57%				
	Dz	0 0%	5 63%	4 67%	1 100%	3 75%	13 65%				
	Nz	0 0%	1 33%	2 50%	1 50%	2 67%	6 46%				
	Az	3 75%	0 0%	1 50%	0 0%	1 100%	5 56%				

Legend:

Az Attacking zone Dz Defending zone No. Jersey number Nz Neutral zone Tot. Total face-offs played

Timing & Results provided by BORNAN

Team Statistics

队伍技术统计

As of FRI 14 FEB 2025

Including Game 39

Scoring Efficiency

(Ranked by highest SG% / highest GP)

Rank	Team	GP	GF	SSG	SOG	SG%
1	KUW	4	60	131	191	31.41
2	HKG	5	66	185	251	26.29
3	SGP	4	38	118	156	24.36
4	TKM	4	50	203	253	19.76
5	KAZ	8	73	332	405	18.02
6	KGZ	5	55	261	316	17.41
7	KOR	8	64	314	378	16.93
8	JPN	8	47	298	345	13.62
9	CHN	8	30	213	243	12.35
10	IND	4	7	52	59	11.86
11	BRN	4	4	37	41	9.76
12	MAC	4	7	67	74	9.46
13	TPE	6	6	94	100	6.00
14	THA	6	4	81	85	4.71

Power Play

(Ranked by highest PP% / highest GP)

Rank	Team	GP	ADV	PPGF	PP%	TPP	M:S
1	KAZ	8	30	12	40.00	42:07	03:30
2	SGP	4	13	5	38.46	14:49	02:57
3	KUW	4	14	5	35.71	18:05	03:37
4	HKG	5	26	9	34.62	30:46	03:25
5	JPN	8	25	8	32.00	38:33	04:49
5	KOR	8	25	8	32.00	40:32	05:04
7	TKM	4	23	7	30.43	34:23	04:54
8	KGZ	5	16	4	25.00	26:29	06:37
9	CHN	8	36	8	22.22	60:24	07:33
10	IND	4	12	2	16.67	21:57	10:58
11	MAC	4	19	2	10.53	34:13	17:06
12	THA	6	20	2	10.00	35:35	17:47
13	BRN	4	13	1	7.69	22:27	22:27
14	TPE	6	13	0	0.00	21:12	00:00

Penalty Killing

(Ranked by highest PK% / highest GP)

Rank	Team	GP	DVG	PPGA	PK%	TSH	M:S
1	HKG	5	26	3	88.46	43:00	14:20
2	KUW	4	17	2	88.24	24:58	12:29
3	KAZ	8	16	2	87.50	27:35	13:47
4	TKM	4	24	4	83.33	32:39	08:09
5	JPN	8	31	6	80.65	54:35	09:05
6	KOR	8	20	4	80.00	31:13	07:48
7	CHN	8	29	6	79.31	46:27	07:44
8	KGZ	5	9	2	77.78	17:00	08:30
9	THA	6	20	6	70.00	31:15	05:12
10	TPE	6	31	11	64.52	48:21	04:23
11	BRN	4	13	5	61.54	16:17	03:15
11	SGP	4	13	5	61.54	18:22	03:40
13	MAC	4	11	5	54.55	11:37	02:19
14	IND	4	25	12	52.00	38:13	03:11

Goalkeeping

(Ranked by highest SVS%)

Rank	Team	GP	GA	SVS	SOG	SVS%	GAA	SHGA	PPGA	SO	ENG
1	KAZ	8	4	97	101	96.04	0.50	0	2	4	0
2	CHN	8	24	249	273	91.21	2.98	0	6	2	0
3	KOR	8	16	135	151	89.40	1.94	0	4	2	0
4	KUW	4	16	119	135	88.15	3.99	0	2	1	0
5	JPN	8	21	146	167	87.43	2.58	0	6	1	0
6	THA	6	56	339	395	85.82	9.42	4	6	0	0
7	SGP	4	24	131	155	84.52	6.00	0	5	0	0
8	TPE	6	59	295	354	83.33	9.83	1	11	0	0
9	HKG	5	32	132	164	80.49	6.35	2	3	1	0
10	TKM	4	14	57	71	80.28	3.50	1	4	1	0
11	MAC	4	59	216	275	78.55	14.70	6	5	0	0
12	IND	4	64	193	257	75.10	16.00	4	12	0	0
13	BRN	4	87	203	290	70.00	21.46	6	5	0	0
14	KGZ	5	35	74	109	67.89	6.97	0	2	1	0

Penalties

(Ranked by highest PIM)

Rank	Team	GP	2	5	10	GM	PIM	PAVG
1	TKM	4	33	3	0	3	141	35:15
2	CHN	8	35	0	0	0	70	8:45
3	HKG	5	34	0	0	0	68	13:36
3	JPN	8	34	0	0	0	68	8:30
5	TPE	6	33	0	0	0	66	11:00
6	IND	4	29	0	0	0	58	14:30
7	KOR	8	23	0	0	0	46	5:45
8	THA	6	22	0	0	0	44	7:20
9	KUW	4	18	0	0	0	36	9:00
10	KAZ	8	17	0	0	0	34	4:15
11	MAC	4	16	0	0	0	32	8:00
11	SGP	4	16	0	0	0	32	8:00
13	BRN	4	15	0	0	0	30	7:30
14	KGZ	5	11	1	0	0	27	5:24

Shorthanded Goals

(Ranked by highest NET / lowest GP)

Rank	Team	GP	SHGF	SHGA	NET
1	KUW	4	3	0	+3
1	SGP	4	3	0	+3
1	TKM	4	4	1	+3
4	HKG	5	5	2	+3
5	KGZ	5	2	0	+2
6	CHN	8	2	0	+2
6	KAZ	8	2	0	+2
8	JPN	8	1	0	+1
9	TPE	6	1	1	0
10	KOR	8	0	0	0
11	IND	4	0	4	-4
12	THA	6	0	4	-4
13	MAC	4	1	6	-5
14	BRN	4	0	6	-6

Attendance

(Ranked by highest average attendance)

Rank	Team	GP	Spect	AVG
1	CHN	8	24801	3100
2	KAZ	8	20303	2537
3	TPE	6	14659	2443
4	JPN	8	17366	2170
5	KOR	8	16134	2016
6	HKG	5	9219	1843
7	THA	6	10482	1747
8	SGP	4	6230	1557
9	KGZ	5	7196	1439
10	MAC	4	5408	1352
11	IND	4	5142	1285
12	TKM	4	5084	1271
13	BRN	4	4329	1082
14	KUW	4	3795	948
Total		39	75074	1924

Legend:

2 Two (2) minute penalties	5 Five (5) minute penalties	10 Ten (10) minute penalties
ADV Advantage (times on power play)	AVG Average	DVG Disadvantage (number of times shorthanded)
ENG Empty net goals	GA Goals against	GAA Goals against as average per 60 minutes
GF Goals for	GM Game misconducts	GP Number of games played
MP Match penalties	M:S Average time in min. and sec.	NET SHGF - SHGA
PAVG PIM in average	PIM Penalties in minutes	PK% Penalty killing percentage
PPGA Power play goals against	PPGF Power play goals for	PP% Power play eff. as percentage
SG% Percentage of goals from total shots	SHGA Shorthanded goals against	SHGF Shorthanded goals for
SO Shutouts	SOG Shots on goal	Spect Spectators
SSG Shots saved by goalkeeper	SVS Saves	SVS% SVS as percentage of total SOG
TPP Time of power play	TSH Time shorthanded in min. and sec.	

Player Statistics by Team

队员技术统计

As of MON 10 FEB 2025

Including Game 25

BRN - Bahrain

Playing Statistics

No.	Name	Pos.	GP	G	A	PTS	PIM	+/-	GWG	PPG	SHG	SOG	SG%	TM	M/G	TSh	AT/S
5	HUSAIN Ammar	D	2	0	0	0	0	0	0	0	0	0	0.00	0:00	0:00	0	0:00
7	SULAIBEEKH Salman	D	4	0	0	0	2	-34	0	0	0	6	0.00	113:38	28:24	73	1:33
8	ALSALAH Yousif	F	4	0	1	1	2	-32	0	0	0	5	0.00	107:22	26:50	73	1:28
9	ALMUTLAQ Rashed	GK	4	0	0	0	0	0	0	0	0	0	0.00				
10	SAYER Abdulla	D	4	0	0	0	0	-17	0	0	0	3	0.00	68:40	17:10	33	2:04
13	HEGAZI Sameh	F	4	1	1	2	0	-41	0	1	0	6	16.67	133:51	33:27	85	1:34
17	TURKI Abdulrahman	D	4	0	0	0	0	-39	0	0	0	0	0.00	115:55	28:58	67	1:43
19	ALI Majeed	F	4	0	0	0	0	-12	0	0	0	0	0.00	19:38	4:54	19	1:02
23	MASAUD Ahmed	F	4	1	2	3	2	-32	0	0	0	6	16.67	124:33	31:08	88	1:24
28	HEJRES Abdullatif	F	4	0	0	0	0	-34	0	0	0	4	0.00	78:58	19:44	69	1:08
53	ALATWI Mohamed Salah Mohamed	F	4	0	0	0	0	-6	0	0	0	0	0.00	8:21	2:05	8	1:02
55	ALTHAWADI Salman	F	4	0	0	0	2	-36	0	0	0	4	0.00	108:46	27:11	79	1:22
69	JANAHI Abdulla	F	4	0	0	0	2	-19	0	0	0	0	0.00	48:01	12:00	52	0:55
75	ALMARZOOQI Abdulla	F	4	0	0	0	0	-11	0	0	0	0	0.00	17:14	4:18	16	1:04
77	ALBAHRI Rashed	F	4	1	1	2	6	-35	0	0	0	5	20.00	116:51	29:12	81	1:26
89	TURKI Abdulla	D	4	0	0	0	4	-15	0	0	0	1	0.00	51:40	12:55	43	1:12
91	ALADHAB Abdulla	GK	4	0	0	0	0	0	0	0	0	0	0.00				
99	ALMUTAWA Abdulla	D	4	1	0	1	2	-30	0	0	0	1	100.00	74:09	18:32	60	1:14

Goalkeeping Statistics

No.	Name	GPT	GKD	GPI	MIP	MIP%	GA	SVS	SOG	SVS%	GAA	SO	W	L
9	ALMUTLAQ Rashed	4	4	2	58:20	23.98	33	51	84	60.71	33.94	0	0	1
91	ALADHAB Abdulla	4	4	4	184:57	76.02	54	152	206	73.79	17.52	0	0	3

Legend:

+/- Plus/minus net	A Assists	AT/S Average time per shift
D Defender	F Forward	G Goals
GA Goals against	GAA Goals against as average per 60 minutes	GK Goalkeeper
GKD Goalkeeper dressed	GP Number of games played	GPI Games played in
GPT Number of games played by team	GWG Game winning goals	L Number of games lost
MIP Minutes and seconds played	MIP% MIP as percentage	M/G Minutes per game
No. Jersey number	PIM Penalties in minutes	Pos. Position on team
PPG Power play goals	PTS Points	SG% Percentage of goals from total shots
SHG Shorthanded goals	SO Shutouts	SOG Shots on goal
SVS Saves	SVS% SVS as percentage of total SOG	TM Total minutes played
TSh Total shifts played	W Number of games won	

Player Statistics by Team

队员技术统计

As of FRI 14 FEB 2025

Including Game 38

CHN - China

Playing Statistics

No.	Name	Pos.	GP	G	A	PTS	PIM	+/-	GWG	PPG	SHG	SOG	SG%	TM	M/G	TSh	AT/S
4	XU Lang	D	8	0	0	0	6	0	0	0	0	5	0.00	55:41	6:57	77	0:43
6	CHEN Zimeng	D	8	0	1	1	2	-3	0	0	0	6	0.00	171:00	21:22	207	0:49
7	ZONG Hanming	D	7	0	0	0	2	+6	0	0	0	5	0.00	93:15	13:19	126	0:44
8	ZUO Tianyou	F	8	0	4	4	0	-1	0	0	0	10	0.00	144:48	18:06	169	0:51
11	ZHANG Pengfei	D	8	4	7	11	2	+4	1	4	0	21	19.05	170:27	21:18	226	0:45
12	YU Jilong	F	8	4	1	5	2	+1	0	1	0	12	33.33	139:42	17:27	171	0:49
16	ZHANG Jiaqi	D	8	1	2	3	0	+1	0	0	0	6	16.67	174:21	21:47	234	0:44
17	GUO Jianing	F	8	1	3	4	4	+6	0	0	0	12	8.33	139:59	17:29	202	0:41
23	LI Zhihao	F	8	1	0	1	2	+3	0	0	0	15	6.67	91:41	11:27	130	0:42
24	CHEN Kailin	F	8	1	0	1	4	-3	0	0	0	17	5.88	106:31	13:18	138	0:46
25	LIU Zihao	F	8	0	0	0	4	-1	0	0	0	1	0.00	54:24	6:48	70	0:46
31	CHEN Shifeng	GK	8	0	0	0	0		0	0	0	0	0.00				
32	SUN Zehao	GK	8	0	0	0	0		0	0	0	0	0.00				
41	HAN Yuhang	D	8	0	5	5	6	-2	0	0	0	14	0.00	179:48	22:28	224	0:48
56	ZHANG Zesen	F	8	4	6	10	6	+6	0	1	1	18	22.22	150:32	18:49	208	0:43
71	ZHENG Mingju	F	3	1	2	3	0	-1	0	0	0	6	16.67	44:49	14:56	52	0:51
73	FU Rao	D	8	0	0	0	4	-1	0	0	0	7	0.00	50:06	6:15	68	0:44
79	HU Haoran	GK	0	0	0	0	0		0	0	0	0	0.00				
88	YAN Juncheng	F	8	6	2	8	4	+1	1	1	1	23	26.09	154:11	19:16	215	0:43
91	WANG Jing	F	8	4	5	9	4	+4	0	1	0	24	16.67	161:58	20:14	193	0:50
92	HOU Yuyang	F	8	3	8	11	0	+4	1	0	0	27	11.11	167:52	20:59	199	0:50
93	LI Mingshenhao	F	8	0	2	2	8	-3	0	0	0	11	0.00	85:53	10:44	120	0:42
97	ZHUANG Xinyu	F	8	0	0	0	4	-1	0	0	0	3	0.00	25:13	3:09	36	0:42

Goalkeeping Statistics

No.	Name	GPT	GKD	GPI	MIP	MIP%	GA	SVS	SOG	SVS%	GAA	SO	W	L
31	CHEN Shifeng	8	8	5	302:28	62.69	16	183	199	91.96	3.17	1	1	4
32	SUN Zehao	8	8	3	180:00	37.31	8	66	74	89.19	2.67	1	2	1
79	HU Haoran	8	0	0	00:00	0.00	0	0	0	0.00	0.00	0	0	0

Legend:

+/- Plus/minus net	A Assists	AT/S Average time per shift
D Defender	F Forward	G Goals
GA Goals against	GAA Goals against as average per 60 minutes	GK Goalkeeper
GKD Goalkeeper dressed	GP Number of games played	GPI Games played in
GPT Number of games played by team	GWG Game winning goals	L Number of games lost
MIP Minutes and seconds played	MIP% MIP as percentage	M/G Minutes per game
No. Jersey number	PIM Penalties in minutes	Pos. Position on team
PPG Power play goals	PTS Points	SG% Percentage of goals from total shots
SHG Shorthanded goals	SO Shutouts	SOG Shots on goal
SVS Saves	SVS% SVS as percentage of total SOG	TM Total minutes played
TSh Total shifts played	W Number of games won	

Player Statistics by Team

队员技术统计

As of TUE 11 FEB 2025

Including Game 32

HKG - Hong Kong, China

Playing Statistics

No.	Name	Pos.	GP	G	A	PTS	PIM	+/-	GWG	PPG	SHG	SOG	SG%	TM	M/G	TSh	AT/S
1	LAM Tsz Wing David	GK	3	0	0	0	0		0	0	0	0	0.00				
2	LEUNG Tony	D	5	1	3	4	6	+7	0	0	0	4	25.00	56:31	11:18	58	0:58
3	TO Hei Yu	F	5	0	3	3	0	-4	0	0	0	6	0.00	66:13	13:14	73	0:54
4	CHAN Ho Pong	D	5	2	2	4	0	+1	0	1	0	9	22.22	83:11	16:38	75	1:06
5	TONG Maxwell Wai Hin	F	5	12	9	21	6	+12	0	1	0	34	35.29	97:35	19:31	93	1:02
6	WANG Tsan Lam	F	5	4	1	5	0	-2	1	0	2	13	30.77	54:07	10:49	61	0:53
7	LEE Ryan Yuen Chong	D	5	4	5	9	0	+5	0	1	0	8	50.00	104:41	20:56	90	1:09
8	WONG Yin Hay Yannick	D	5	1	2	3	0	+9	0	0	0	5	20.00	50:02	10:00	56	0:53
9	CHU Ryan Chak Hay	F	4	11	13	24	0	+24	0	1	1	26	42.31	75:46	18:56	75	1:00
10	TANG Bryan	F	3	12	11	23	0	+25	2	1	0	25	48.00	45:05	15:01	41	1:05
11	WONG Ka Ho	D	5	1	2	3	0	+9	0	0	0	6	16.67	82:12	16:26	81	1:00
16	YAM Yau	F	4	2	8	10	6	+8	0	1	0	16	12.50	78:22	19:35	68	1:09
17	YUEN Howard Ho Yeung	D	5	0	2	2	8	+12	0	0	0	13	0.00	54:47	10:57	60	0:54
19	CHENG Chung Pan Justin	F	5	2	9	11	8	+3	0	0	1	16	12.50	116:54	23:22	105	1:06
20	GAN Michael Xy Kam	GK	2	0	0	0	0		0	0	0	0	0.00				
22	YAM Yi	D	3	0	0	0	0	-4	0	0	0	3	0.00	46:54	15:38	47	0:59
23	TANG Shin Ming Jasper	F	3	3	7	10	0	+12	0	0	0	6	50.00	37:57	12:39	32	1:11
27	NGAN Cheuk Long	F	5	2	2	4	0	+1	0	1	0	13	15.38	72:58	14:35	73	0:59
28	MAK Randolph Dash	F	5	3	5	8	4	+11	0	1	0	8	37.50	119:54	23:58	102	1:10
33	CHEUNG Ching Ho	GK	5	0	0	0	0		0	0	0	0	0.00				
55	SHAM Alvin Cheuk Him	F	5	0	3	3	4	-4	0	0	0	7	0.00	69:23	13:52	73	0:57
88	ELMER Colby Ruben	F	4	4	4	8	12	+6	0	1	1	26	15.38	67:39	16:54	64	1:03
91	SHUM Michael Lee Heng	F	4	2	5	7	8	+4	0	0	0	7	28.57	73:14	18:18	75	0:58

Goalkeeping Statistics

No.	Name	GPT	GKD	GPI	MIP	MIP%	GA	SVS	SOG	SVS%	GAA	SO	W	L
1	LAM Tsz Wing David	5	3	2	29:50	9.86	5	12	17	70.59	10.06	0	0	0
20	GAN Michael Xy Kam	5	2	2	35:21	11.69	0	2	2	100.00	0.00	0	0	0
33	CHEUNG Ching Ho	5	5	5	237:16	78.45	27	118	145	81.38	6.83	0	3	2

Legend:

+/- Plus/minus net	A Assists	AT/S Average time per shift
D Defender	F Forward	G Goals
GA Goals against	GAA Goals against as average per 60 minutes	GK Goalkeeper
GKD Goalkeeper dressed	GP Number of games played	GPI Games played in
GPT Number of games played by team	GWG Game winning goals	L Number of games lost
MIP Minutes and seconds played	MIP% MIP as percentage	M/G Minutes per game
No. Jersey number	PIM Penalties in minutes	Pos. Position on team
PPG Power play goals	PTS Points	SG% Percentage of goals from total shots
SHG Shorthanded goals	SO Shutouts	SOG Shots on goal
SVS Saves	SVS% SVS as percentage of total SOG	TM Total minutes played
TSh Total shifts played	W Number of games won	

Player Statistics by Team

队员技术统计

As of MON 10 FEB 2025

Including Game 27

IND - India

Playing Statistics

No.	Name	Pos.	GP	G	A	PTS	PIM	+/-	GWG	PPG	SHG	SOG	SG%	TM	M/G	TSh	AT/S
7	GYALTSON Tsewang	D	4	0	0	0	4	-11	0	0	0	2	0.00	61:51	15:27	72	0:51
11	HUSSAIN Sajjad	D	4	0	0	0	0	-8	0	0	0	1	0.00	47:37	11:54	57	0:50
12	LOTUS Stanzin	F	4	1	0	1	2	-12	0	1	0	4	25.00	47:05	11:46	58	0:48
16	ANGCHUK Tsering	D	4	1	1	2	8	-12	1	1	0	1	100.00	63:25	15:51	70	0:54
17	MUSTAFA Ghulam	D	4	0	0	0	6	-13	0	0	0	1	0.00	88:41	22:10	97	0:54
18	ANGCHOK Stanzin	F	4	1	2	3	0	-10	0	0	0	7	14.29	73:24	18:21	83	0:53
21	NORBOO Rigzin	D	4	0	0	0	0	-13	0	0	0	0	0.00	46:25	11:36	58	0:48
24	NAMGYAL Stanzin	D	4	0	0	0	2	-14	0	0	0	0	0.00	53:23	13:20	66	0:48
34	PHANDEY Stanzin	GK	0	0	0	0	0		0	0	0	0	0.00				
37	LAKDAN Angchok	F	4	0	2	2	4	-6	0	0	0	5	0.00	56:28	14:07	67	0:50
38	TUNDUP Namgail	GK	4	0	0	0	0		0	0	0	0	0.00				
42	ISMAIL Mohd	F	4	2	1	3	4	-13	0	0	0	7	28.57	59:47	14:56	65	0:55
44	BABA Mohammad Ali	F	4	1	0	1	2	-10	0	0	0	5	20.00	38:04	9:31	53	0:43
47	TASHI Namgail	F	4	0	0	0	4	-5	0	0	0	3	0.00	54:26	13:36	63	0:51
68	DORJAY Angchok	F	4	0	1	1	6	-10	0	0	0	0	0.00	46:18	11:34	59	0:47
72	TSETAN Chamba	F	4	0	0	0	6	-19	0	0	0	4	0.00	53:08	13:17	60	0:53
77	KUNZANG Jigmath	F	4	0	2	2	2	-15	0	0	0	3	0.00	65:10	16:17	71	0:55
83	CHAMBA Lotus	GK	4	0	0	0	0		0	0	0	0	0.00				
87	DELDAN Namgyal	F	4	0	0	0	2	-18	0	0	0	3	0.00	32:26	8:06	48	0:40
88	DORJAY Tsewang	F	4	0	1	1	0	-12	0	0	0	5	0.00	68:58	17:14	83	0:49
94	ZANGPO Nawang	D	4	0	0	0	4	-14	0	0	0	3	0.00	72:26	18:06	92	0:47
95	DESKYONG Namgyal	D	4	0	0	0	2	-9	0	0	0	0	0.00	36:09	9:02	51	0:42
97	ANGDUS Tsering	F	4	1	1	2	0	-11	0	0	0	5	20.00	84:43	21:10	92	0:55

Goalkeeping Statistics

No.	Name	GPT	GKD	GPI	MIP	MIP%	GA	SVS	SOG	SVS%	GAA	SO	W	L
34	PHANDEY Stanzin	4	0	0	00:00	0.00	0	0	0	0.00	0.00	0	0	0
38	TUNDUP Namgail	4	4	2	10:20	4.31	6	14	20	70.00	34.84	0	0	0
83	CHAMBA Lotus	4	4	4	229:40	95.69	58	179	237	75.53	15.15	0	1	3

Legend:

+/- Plus/minus net	A Assists	AT/S Average time per shift
D Defender	F Forward	G Goals
GA Goals against	GAA Goals against as average per 60 minutes	GK Goalkeeper
GKD Goalkeeper dressed	GP Number of games played	GPI Games played in
GPT Number of games played by team	GWG Game winning goals	L Number of games lost
MIP Minutes and seconds played	MIP% MIP as percentage	M/G Minutes per game
No. Jersey number	PIM Penalties in minutes	Pos. Position on team
PPG Power play goals	PTS Points	SG% Percentage of goals from total shots
SHG Shorthanded goals	SO Shutouts	SOG Shots on goal
SVS Saves	SVS% SVS as percentage of total SOG	TM Total minutes played
TSh Total shifts played	W Number of games won	

Player Statistics by Team

队员技术统计

As of FRI 14 FEB 2025

Including Game 39

JPN - Japan

Playing Statistics

No.	Name	Pos.	GP	G	A	PTS	PIM	+/-	GWG	PPG	SHG	SOG	SG%	TM	M/G	TSh	AT/S
1	NARISAWA Yuta	GK	5	0	0	0	0		0	0	0	0	0.00				
2	HAYATA Seiya	D	8	1	4	5	4	+12	0	0	0	16	6.25	124:56	15:37	159	0:47
4	YONEYAMA Koki	D	8	3	10	13	0	+16	1	2	0	23	13.04	140:53	17:36	168	0:50
5	HALLIDAY Jiei	D	8	2	2	4	0	+7	0	0	0	14	14.29	117:35	14:41	156	0:45
6	YAMADA Kotaro	D	8	3	1	4	0	+2	0	0	1	16	18.75	123:00	15:22	160	0:46
7	TSUTSUMI Kotaro	F	8	0	2	2	6	-1	0	0	0	20	0.00	83:23	10:25	124	0:40
8	ISHIDA Riku	D	8	1	2	3	2	-1	0	1	0	18	5.56	153:56	19:14	186	0:49
9	TAKAGI Kenta	F	8	3	1	4	0	+5	1	0	0	24	12.50	132:54	16:36	161	0:49
10	KOBAYASHI Toi	F	8	4	7	11	2	+7	0	0	0	22	18.18	129:55	16:14	158	0:49
11	OTSU Kosuke	F	8	3	5	8	8	+9	0	0	0	17	17.65	118:19	14:47	153	0:46
12	SATO Hiroto	D	8	0	6	6	6	+9	0	0	0	10	0.00	128:50	16:06	159	0:48
13	OKUBO Masato	F	8	4	0	4	0	+3	0	1	0	21	19.05	98:37	12:19	136	0:43
14	OSAWA Yuto	F	8	1	4	5	8	+7	1	0	0	11	9.09	128:54	16:06	173	0:44
15	IRIKURA Taiga	F	8	4	7	11	2	+5	0	2	0	20	20.00	154:03	19:15	196	0:47
16	HITOSATO Shigeki	F	8	2	8	10	12	+8	1	0	0	12	16.67	117:31	14:41	148	0:47
18	FURUHASHI Makuru	F	8	2	0	2	2	+1	0	0	0	17	11.76	115:39	14:27	146	0:47
19	NAKAJIMA Shogo	F	3	2	5	7	0	+6	0	0	0	6	33.33	55:08	18:22	62	0:53
20	OTSU Yusei	D	8	0	5	5	4	+2	0	0	0	8	0.00	95:19	11:54	119	0:48
21	SUZUKI Kento	F	8	5	4	9	0	+10	0	0	0	24	20.83	148:17	18:32	182	0:48
25	ISOGAI Sota	F	8	5	6	11	8	+7	0	2	0	31	16.13	140:18	17:32	173	0:48
27	LAWLOR Kazuki	D	8	1	2	3	2	+1	0	0	0	14	7.14	74:20	9:17	105	0:42
29	OTSUKA Issa	GK	3	0	0	0	0		0	0	0	0	0.00				
30	SATO Eiki	GK	8	0	0	0	0		0	0	0	0	0.00				

Goalkeeping Statistics

No.	Name	GPT	GKD	GPI	MIP	MIP%	GA	SVS	SOG	SVS%	GAA	SO	W	L
1	NARISAWA Yuta	8	5	5	308:25	63.15	18	113	131	86.26	3.50	0	1	3
29	OTSUKA Issa	8	3	2	80:00	16.38	1	14	15	93.33	0.75	0	1	0
30	SATO Eiki	8	8	2	100:00	20.47	2	19	21	90.48	1.20	1	2	0

Legend:

+/- Plus/minus net	A Assists	AT/S Average time per shift
D Defender	F Forward	G Goals
GA Goals against	GAA Goals against as average per 60 minutes	GK Goalkeeper
GKD Goalkeeper dressed	GP Number of games played	GPI Games played in
GPT Number of games played by team	GWG Game winning goals	L Number of games lost
MIP Minutes and seconds played	MIP% MIP as percentage	M/G Minutes per game
No. Jersey number	PIM Penalties in minutes	Pos. Position on team
PPG Power play goals	PTS Points	SG% Percentage of goals from total shots
SHG Shorthanded goals	SO Shutouts	SOG Shots on goal
SVS Saves	SVS% SVS as percentage of total SOG	TM Total minutes played
TSh Total shifts played	W Number of games won	

Player Statistics by Team

队员技术统计

As of FRI 14 FEB 2025

Including Game 39

KAZ - Kazakhstan

Playing Statistics

No.	Name	Pos.	GP	G	A	PTS	PIM	+/-	GWG	PPG	SHG	SOG	SG%	TM	M/G	TSh	AT/S
1	AMIRBEKOV Jelal-Ad-Din	GK	5	0	1	1	0		0	0	0	0	0.00				
2	BREUS Dmitriy	D	8	3	4	7	2	+19	0	0	0	29	10.34	127:07	15:53	151	0:50
3	GAITAMIROV Tamirlan	D	8	3	2	5	4	+19	0	0	1	23	13.04	120:43	15:05	148	0:48
6	BUYALSKIY Andrey	F	7	3	4	7	0	+8	2	0	0	11	27.27	76:18	10:54	112	0:40
7	DANIYAR Samat	D	8	3	13	16	2	+17	0	1	0	23	13.04	139:57	17:29	178	0:47
8	OSPANOV Ruslan	F	8	5	3	8	0	+14	1	0	0	12	41.67	113:09	14:08	152	0:44
9	BUTENKO Danil	D	8	1	3	4	2	+10	0	0	0	10	10.00	92:11	11:31	132	0:41
14	OMIRBEKOV Alikhan	F	8	3	9	12	0	+20	0	0	0	20	15.00	143:41	17:57	184	0:46
15	KOROLYOV Artyom	D	8	1	4	5	2	+12	0	0	0	17	5.88	94:23	11:47	134	0:42
16	BORISSEVICH Alexandr	F	8	2	8	10	4	+15	0	0	0	17	11.76	118:11	14:46	157	0:45
17	STARCHENKO Roman	F	8	9	8	17	0	+20	1	2	0	23	39.13	135:43	16:57	170	0:47
18	RYMAREV Yevgeniy	F	8	7	11	18	0	+21	0	2	0	26	26.92	145:24	18:10	173	0:50
19	GRENTS Dmitriy	F	8	6	1	7	2	+7	2	3	0	21	28.57	116:35	14:34	156	0:44
20	SHUTOV Andrey	GK	6	0	0	0	0		0	0	0	0	0.00				
21	KOLESNIKOV Vyacheslav	F	8	5	3	8	4	+13	1	0	0	28	17.86	117:16	14:39	159	0:44
22	PANYUKOV Kirill	F	8	9	8	17	0	+16	0	2	0	30	30.00	129:54	16:14	166	0:46
23	CHAPOROV Denis	F	8	1	8	9	4	+10	0	0	0	14	7.14	100:06	12:30	143	0:42
24	SAVITSKIY Kirill	F	8	2	10	12	0	+15	0	0	0	28	7.14	127:36	15:57	170	0:45
25	STEPANENKO Ivan	D	8	1	6	7	4	+10	0	0	0	14	7.14	98:34	12:19	142	0:41
26	MIKHAILOV Eduard	D	8	0	4	4	2	+10	0	0	0	7	0.00	103:26	12:55	141	0:44
27	LIKHOTNIKOV Artem	F	8	4	16	20	2	+19	0	1	1	19	21.05	126:02	15:45	172	0:43
28	BEKETAYEV Adil	D	8	5	9	14	0	+18	1	1	0	33	15.15	146:13	18:16	182	0:48
30	PAVLENKO Maxim	GK	5	0	0	0	0		0	0	0	0	0.00				

Goalkeeping Statistics

No.	Name	GPT	GKD	GPI	MIP	MIP%	GA	SVS	SOG	SVS%	GAA	SO	W	L
1	AMIRBEKOV Jelal-Ad-Din	8	5	2	60:57	12.70	0	13	13	100.00	0.00	0	1	0
20	SHUTOV Andrey	8	6	6	360:00	75.00	4	79	83	95.18	0.67	2	6	0
30	PAVLENKO Maxim	8	5	2	59:03	12.30	0	5	5	100.00	0.00	0	1	0

Legend:

+/- Plus/minus net	A Assists	AT/S Average time per shift
D Defender	F Forward	G Goals
GA Goals against	GAA Goals against as average per 60 minutes	GK Goalkeeper
GKD Goalkeeper dressed	GP Number of games played	GPI Games played in
GPT Number of games played by team	GWG Game winning goals	L Number of games lost
MIP Minutes and seconds played	MIP% MIP as percentage	M/G Minutes per game
No. Jersey number	PIM Penalties in minutes	Pos. Position on team
PPG Power play goals	PTS Points	SG% Percentage of goals from total shots
SHG Shorthanded goals	SO Shutouts	SOG Shots on goal
SVS Saves	SVS% SVS as percentage of total SOG	TM Total minutes played
TSh Total shifts played	W Number of games won	

Player Statistics by Team

队员技术统计

As of TUE 11 FEB 2025

Including Game 33

KGZ - Kyrgyzstan

Playing Statistics

No.	Name	Pos.	GP	G	A	PTS	PIM	+/-	GWG	PPG	SHG	SOG	SG%	TM	M/G	TSh	AT/S
1	VASILEV Artem	GK	5	0	0	0	2		0	0	0	0	0.00				
3	LESHCHENKO Egor	D	5	1	2	3	5	+2	0	0	0	11	9.09	67:32	13:30	82	0:49
4	KACHKYNBEKOV Adis	D	5	2	2	4	2	+5	0	0	0	13	15.38	68:46	13:45	80	0:51
5	NURALIEV Adilet	D	5	1	6	7	0	+3	0	0	0	4	25.00	63:59	12:47	70	0:54
6	TITOV Aleksandr	F	5	6	8	14	2	+8	0	0	0	44	13.64	121:51	24:22	120	1:00
10	EGOROV Maksim	D	5	3	5	8	2	+6	0	0	0	41	7.32	117:10	23:26	120	0:58
11	ISAMATOV Ernazar	D	4	0	3	3	0	-1	0	0	0	9	0.00	90:53	22:43	71	1:16
12	MAKSATBEKOV Belek	F	5	2	1	3	0	0	0	0	0	12	16.67	59:55	11:59	67	0:53
13	BEKMURATOV Adil	F	5	2	7	9	0	+6	1	1	0	14	14.29	98:38	19:43	110	0:53
14	MIRBEKOV Ersultan	F	5	7	12	19	0	+9	0	0	1	22	31.82	111:26	22:17	115	0:58
15	ABDYRAEV Islambek	F	5	7	10	17	4	+11	2	1	0	26	26.92	128:01	25:36	123	1:02
16	TERENTYEV Kuzma	D	5	0	8	8	0	+12	0	0	0	9	0.00	127:49	25:33	125	1:01
17	KUDASHEV Anton	D	5	0	0	0	0	0	0	0	0	0	0.00	0:00	0:00	0	0:00
18	BEM Zakhar	F	5	1	2	3	0	-1	0	0	0	12	8.33	41:24	8:16	46	0:54
19	ISMANOV Sultan	F	5	6	7	13	4	+8	0	0	0	25	24.00	109:28	21:53	115	0:57
20	MARAIMBEKOV Arslan	GK	5	0	0	0	0		0	0	0	0	0.00				
21	SEIFULOV Mamed	F	5	11	11	22	0	+12	1	2	0	40	27.50	141:27	28:17	125	1:07
22	POPOV Denis	D	5	5	4	9	4	+3	0	0	1	20	25.00	100:47	20:09	108	0:55
24	SUPOKHUNOV Tair	F	5	1	4	5	0	+2	0	0	0	14	7.14	41:38	8:19	46	0:54

Goalkeeping Statistics

No.	Name	GPT	GKD	GPI	MIP	MIP%	GA	SVS	SOG	SVS%	GAA	SO	W	L
1	VASILEV Artem	5	5	5	221:57	73.68	17	52	69	75.36	4.60	1	4	1
20	MARAIMBEKOV Arslan	5	5	4	79:18	26.32	18	22	40	55.00	13.62	0	0	0

Legend:

+/- Plus/minus net	A Assists	AT/S Average time per shift
D Defender	F Forward	G Goals
GA Goals against	GAA Goals against as average per 60 minutes	GK Goalkeeper
GKD Goalkeeper dressed	GP Number of games played	GPI Games played in
GPT Number of games played by team	GWG Game winning goals	L Number of games lost
MIP Minutes and seconds played	MIP% MIP as percentage	M/G Minutes per game
No. Jersey number	PIM Penalties in minutes	Pos. Position on team
PPG Power play goals	PTS Points	SG% Percentage of goals from total shots
SHG Shorthanded goals	SO Shutouts	SOG Shots on goal
SVS Saves	SVS% SVS as percentage of total SOG	TM Total minutes played
TSh Total shifts played	W Number of games won	

Player Statistics by Team

队员技术统计

As of FRI 14 FEB 2025

Including Game 38

KOR - Republic of Korea

Playing Statistics

No.	Name	Pos.	GP	G	A	PTS	PIM	+/-	GWG	PPG	SHG	SOG	SG%	TM	M/G	TSh	AT/S
3	LEE Seungjae	D	8	3	4	7	4	+5	0	1	0	27	11.11	135:37	16:57	161	0:50
5	KIM Wonjun	D	8	0	6	6	0	+16	0	0	0	14	0.00	128:35	16:04	159	0:48
6	OH In-Gyo	D	8	3	4	7	0	+10	0	0	0	15	20.00	159:12	19:54	184	0:51
11	KIM Sangyeob	F	8	12	6	18	2	+16	2	2	0	37	32.43	125:49	15:43	145	0:52
13	KIM Sihwan	F	8	2	8	10	4	+17	0	0	0	16	12.50	123:21	15:25	150	0:49
18	KONG Yuchan	D	8	2	10	12	4	+19	1	0	0	25	8.00	122:01	15:15	137	0:53
19	KIM Sangwook	F	8	9	19	28	4	+21	2	0	0	26	34.62	165:37	20:42	166	0:59
23	LEE Minjae	D	8	0	3	3	2	+9	0	0	0	8	0.00	93:45	11:43	121	0:46
24	KIM Donghwan	D	8	0	2	2	6	+9	0	0	0	2	0.00	47:16	5:54	67	0:42
27	AHN Jinhui	F	8	6	12	18	0	+20	0	1	0	35	17.14	154:36	19:19	161	0:57
31	HA Jung Ho	GK	8	0	0	0	0		0	0	0	0	0.00				
32	LEE Yeonseung	GK	8	0	0	0	0		0	0	0	0	0.00				
36	JEON Jung Woo	F	7	2	1	3	0	+2	0	0	0	3	66.67	81:58	11:42	109	0:45
58	NAM Heedoo	D	8	1	9	10	6	+15	0	0	0	20	5.00	166:22	20:47	187	0:53
61	LIM Dongkyu	D	8	0	2	2	2	+6	0	0	0	7	0.00	97:59	12:14	116	0:50
63	KWON Hyeonsu	F	8	2	3	5	2	+5	0	0	0	15	13.33	70:01	8:45	89	0:47
72	KIM Geonwoo	F	8	0	1	1	0	+5	0	0	0	20	0.00	126:25	15:48	148	0:51
77	LEE Chongmin	F	8	11	14	25	4	+21	0	3	0	49	22.45	162:17	20:17	167	0:58
84	LEE Hyun Seung	F	8	3	3	6	0	+4	0	0	0	17	17.65	120:47	15:05	145	0:49
88	LEE Mooyoung	F	8	1	0	1	0	+3	0	0	0	10	10.00	75:05	9:23	102	0:44
89	KANG Minwan	F	8	4	7	11	0	+16	1	0	0	14	28.57	121:16	15:09	139	0:52
92	KANG Yoon Seok	F	8	3	3	6	2	+4	0	1	0	18	16.67	137:12	17:09	141	0:58

Goalkeeping Statistics

No.	Name	GPT	GKD	GPI	MIP	MIP%	GA	SVS	SOG	SVS%	GAA	SO	W	L
31	HA Jung Ho	8	8	3	180:00	36.42	1	22	23	95.65	0.33	2	3	0
32	LEE Yeonseung	8	8	5	314:15	63.58	14	113	127	88.98	2.67	0	3	1

Legend:

+/- Plus/minus net	A Assists	AT/S Average time per shift
D Defender	F Forward	G Goals
GA Goals against	GAA Goals against as average per 60 minutes	GK Goalkeeper
GKD Goalkeeper dressed	GP Number of games played	GPI Games played in
GPT Number of games played by team	GWG Game winning goals	L Number of games lost
MIP Minutes and seconds played	MIP% MIP as percentage	M/G Minutes per game
No. Jersey number	PIM Penalties in minutes	Pos. Position on team
PPG Power play goals	PTS Points	SG% Percentage of goals from total shots
SHG Shorthanded goals	SO Shutouts	SOG Shots on goal
SVS Saves	SVS% SVS as percentage of total SOG	TM Total minutes played
TSh Total shifts played	W Number of games won	

Player Statistics by Team

队员技术统计

As of MON 10 FEB 2025

Including Game 29

KUW - Kuwait

Playing Statistics

No.	Name	Pos.	GP	G	A	PTS	PIM	+/-	GWG	PPG	SHG	SOG	SG%	TM	M/G	TSh	AT/S
1	ALSAIED Zaid	GK	4	0	0	0	0		0	0	0	0	0.00				
4	ALMARAQI Mohammad	D	4	0	0	0	4	+3	0	0	0	0	0.00	25:49	6:27	25	1:01
5	KHALAF Khalaf	D	4	1	5	6	0	+24	0	0	0	4	25.00	109:17	27:19	105	1:02
6	ALDAEI Abdulrazaq	D	4	1	2	3	4	+7	0	1	0	7	14.29	83:11	20:47	86	0:58
7	ALAJMI Mashari	F	4	1	1	2	0	+7	0	0	0	4	25.00	29:48	7:27	31	0:57
8	ALDUAJIJ Mohammed	D	4	0	1	1	2	+4	0	0	0	0	0.00	25:09	6:17	28	0:53
10	ALMARAGI Abdullah	F	4	1	1	2	0	+3	0	0	0	4	25.00	27:39	6:54	24	1:09
12	ALMARI Salem	F	4	4	2	6	2	+24	0	1	0	10	40.00	86:27	21:36	90	0:57
17	ALAWADHI Jasem	D	4	2	10	12	0	+7	0	0	0	11	18.18	109:06	27:16	96	1:08
19	ZIDAREVIC Bojan	F	4	4	5	9	2	+3	0	0	0	16	25.00	95:48	23:57	88	1:05
20	VAVRA Kamil	F	3	8	10	18	2	+13	0	0	0	26	30.77	63:33	21:11	63	1:00
23	BUDZEVICH Valery	F	4	7	17	24	2	+24	1	1	0	30	23.33	96:16	24:04	93	1:02
27	ALFOUDARI Meshal	D	2	0	4	4	0	+6	0	0	0	0	0.00	14:25	7:12	14	1:01
33	ALASOUSI Abdullah	F	4	1	0	1	0	+2	0	0	0	4	25.00	26:19	6:34	23	1:08
44	ADAM Barvik	GK	4	0	0	0	0		0	0	0	0	0.00				
69	ALKHASHAN Abdulaziz	F	4	2	2	4	4	+7	1	0	0	3	66.67	37:01	9:15	40	0:55
88	ALKHASHRAM Abdulmohsen	F	4	1	2	3	0	+3	0	0	1	4	25.00	50:51	12:42	57	0:53
89	DROZDETSKIKH Ilia	F	4	13	16	29	0	+26	0	1	1	23	56.52	95:49	23:57	97	0:59
93	ALMARAGHY Abdulaziz	F	4	0	1	1	4	+5	0	0	0	4	0.00	68:50	17:12	74	0:55
99	TCIBIN Anton	D	4	14	13	27	4	+32	1	1	1	41	34.15	126:39	31:39	106	1:11

Goalkeeping Statistics

No.	Name	GPT	GKD	GPI	MIP	MIP%	GA	SVS	SOG	SVS%	GAA	SO	W	L
1	ALSAIED Zaid	4	4	2	60:00	24.97	3	14	17	82.35	3.00	0	0	0
44	ADAM Barvik	4	4	4	180:19	75.03	13	105	118	88.98	4.33	0	3	1

Legend:

+/- Plus/minus net	A Assists	AT/S Average time per shift
D Defender	F Forward	G Goals
GA Goals against	GAA Goals against as average per 60 minutes	GK Goalkeeper
GKD Goalkeeper dressed	GP Number of games played	GPI Games played in
GPT Number of games played by team	GWG Game winning goals	L Number of games lost
MIP Minutes and seconds played	MIP% MIP as percentage	M/G Minutes per game
No. Jersey number	PIM Penalties in minutes	Pos. Position on team
PPG Power play goals	PTS Points	SG% Percentage of goals from total shots
SHG Shorthanded goals	SO Shutouts	SOG Shots on goal
SVS Saves	SVS% SVS as percentage of total SOG	TM Total minutes played
TSh Total shifts played	W Number of games won	

Player Statistics by Team

队员技术统计

As of MON 10 FEB 2025

Including Game 25

MAC - Macao, China

Playing Statistics

No.	Name	Pos.	GP	G	A	PTS	PIM	+/-	GWG	PPG	SHG	SOG	SG%	TM	M/G	TSh	AT/S
3	SHINODA Katsuyoshi	F	4	1	1	2	0	-18	0	0	0	4	25.00	87:29	21:52	76	1:09
5	UN Kin fai	F	4	0	0	0	0	-1	0	0	0	0	0.00	3:18	0:49	4	0:49
6	GUAN Chentao	F	4	0	0	0	6	-17	0	0	0	2	0.00	58:18	14:34	65	0:53
11	SOU Edison Pak Hei	F	4	3	1	4	0	-13	0	2	0	8	37.50	81:50	20:27	74	1:06
12	LAO Chon Hou	D	4	0	0	0	0	-9	0	0	0	0	0.00	15:55	3:58	19	0:50
14	CHON Ka Miu	D	4	0	0	0	0	-15	0	0	0	1	0.00	58:44	14:41	57	1:01
21	KONG Chong Man	D	4	0	1	1	4	-16	0	0	0	7	0.00	94:29	23:37	92	1:01
22	CHENG Chon Herminio	F	3	1	0	1	2	-8	1	0	0	5	20.00	54:10	18:03	50	1:05
25	LIN Zhi Hang	F	4	0	0	0	0	-14	0	0	0	7	0.00	91:21	22:50	78	1:10
26	LEUNG Manlong	GK	4	0	0	0	0		0	0	0	0	0.00				
37	HU Zhaoting Tse	D	4	0	0	0	2	-18	0	0	0	4	0.00	97:58	24:29	79	1:14
45	LAO Chi Chong	F	4	0	0	0	0	-11	0	0	0	0	0.00	17:08	4:17	24	0:42
61	HO Hou	GK	3	0	0	0	0		0	0	0	0	0.00				
69	YEUNG Ho Yin	F	4	1	0	1	0	-15	0	0	0	7	14.29	87:55	21:58	82	1:04
71	LEONG Chon Kong	D	4	0	1	1	0	-18	0	0	0	6	0.00	108:48	27:12	85	1:16
77	WONG Kitcheng	D	4	0	1	1	0	-12	0	0	0	6	0.00	89:58	22:29	79	1:08
82	LEI Pak In	F	4	0	0	0	0	-15	0	0	0	0	0.00	48:40	12:10	47	1:02
87	KU Hio Tong	D	3	0	0	0	6	-9	0	0	0	2	0.00	58:49	19:36	60	0:58
89	IEONG Weng Hei	F	4	0	0	0	0	-2	0	0	0	0	0.00	2:30	0:37	4	0:37
97	LI Chon Hei	F	4	0	0	0	4	-19	0	0	0	5	0.00	55:14	13:48	58	0:57
98	HONG Argus lat Hei	F	4	1	1	2	4	-17	0	0	1	10	10.00	83:40	20:55	75	1:06

Goalkeeping Statistics

No.	Name	GPT	GKD	GPI	MIP	MIP%	GA	SVS	SOG	SVS%	GAA	SO	W	L
26	LEUNG Manlong	4	4	4	240:45	100.00	59	216	275	78.55	14.70	0	1	3
61	HO Hou	4	3	0	00:00	0.00	0	0	0	0.00	0.00	0	0	0

Legend:

+/- Plus/minus net	A Assists	AT/S Average time per shift
D Defender	F Forward	G Goals
GA Goals against	GAA Goals against as average per 60 minutes	GK Goalkeeper
GKD Goalkeeper dressed	GP Number of games played	GPI Games played in
GPT Number of games played by team	GWG Game winning goals	L Number of games lost
MIP Minutes and seconds played	MIP% MIP as percentage	M/G Minutes per game
No. Jersey number	PIM Penalties in minutes	Pos. Position on team
PPG Power play goals	PTS Points	SG% Percentage of goals from total shots
SHG Shorthanded goals	SO Shutouts	SOG Shots on goal
SVS Saves	SVS% SVS as percentage of total SOG	TM Total minutes played
TSh Total shifts played	W Number of games won	

Player Statistics by Team

队员技术统计

As of MON 10 FEB 2025

Including Game 27

SGP - Singapore

Playing Statistics

No.	Name	Pos.	GP	G	A	PTS	PIM	+/-	GWG	PPG	SHG	SOG	SG%	TM	M/G	TSh	AT/S
1	LEE Joshua Elisha Shao Ern	GK	4	0	0	0	0		0	0	0	0	0.00				
13	O'BRIEN Richard Lowell	D	4	1	3	4	2	+4	0	0	0	6	16.67	103:30	25:52	102	1:00
14	WINTLAND Ryan Adam	D	4	2	4	6	0	+9	0	0	0	3	66.67	27:21	6:50	27	1:00
17	QIAN Yong Jia Benedict	D	4	2	3	5	4	+2	0	1	1	10	20.00	129:55	32:28	100	1:17
23	KODROWSKI James Nicholas	F	4	2	9	11	4	-3	0	1	0	18	11.11	113:36	28:24	93	1:13
24	BLAKNEY Noah Allen Nizam	F	4	2	4	6	2	+2	0	0	0	7	28.57	74:28	18:37	80	0:55
28	WONG Ian Yong Sheng	F	4	0	0	0	0	+1	0	0	0	7	0.00	32:51	8:12	33	0:59
37	LIM Gabriel	F	4	2	2	4	2	+5	0	0	0	9	22.22	26:35	6:38	30	0:53
45	LEE Chin Hao	GK	4	0	0	0	0		0	0	0	0	0.00				
47	LEE Shaw Hsiang	F	4	2	2	4	2	+5	0	0	0	8	25.00	33:18	8:19	34	0:58
55	GOH Ryan Tsui Hon	F	4	2	3	5	2	+5	0	0	1	10	20.00	96:04	24:01	93	1:01
66	KOK Hung Wei	D	4	3	2	5	0	+8	0	0	0	6	50.00	18:22	4:35	20	0:55
68	TAN Ryan Jiaju	F	2	0	2	2	2	+1	0	0	0	4	0.00	51:02	25:31	52	0:58
71	LEE Bryan Nathan Shao Herng	F	4	6	3	9	4	0	1	1	0	17	35.29	102:53	25:43	96	1:04
76	CHUA Cael Juin Hui	D	4	1	6	7	2	+8	0	0	0	7	14.29	119:09	29:47	106	1:07
77	CHEW Wee	D	4	1	5	6	0	+11	0	0	0	4	25.00	122:01	30:30	102	1:11
78	GUNAWARDENA Brandon Russell	F	4	3	0	3	2	+4	0	0	0	5	60.00	16:27	4:06	14	1:10
97	CHAN Joshua Yu Wen	F	4	9	5	14	2	+5	1	2	1	35	25.71	109:22	27:20	96	1:08

Goalkeeping Statistics

No.	Name	GPT	GKD	GPI	MIP	MIP%	GA	SVS	SOG	SVS%	GAA	SO	W	L
1	LEE Joshua Elisha Shao Ern		4	4	4	180:00	75.00	22	124	146	84.93	7.33	0	2
45	LEE Chin Hao		4	4	2	60:00	25.00	2	7	9	77.78	2.00	0	0

Legend:

+/- Plus/minus net	A Assists	AT/S Average time per shift
D Defender	F Forward	G Goals
GA Goals against	GAA Goals against as average per 60 minutes	GK Goalkeeper
GKD Goalkeeper dressed	GP Number of games played	GPI Games played in
GPT Number of games played by team	GWG Game winning goals	L Number of games lost
MIP Minutes and seconds played	MIP% MIP as percentage	M/G Minutes per game
No. Jersey number	PIM Penalties in minutes	Pos. Position on team
PPG Power play goals	PTS Points	SG% Percentage of goals from total shots
SHG Shorthanded goals	SO Shutouts	SOG Shots on goal
SVS Saves	SVS% SVS as percentage of total SOG	TM Total minutes played
TSh Total shifts played	W Number of games won	

Player Statistics by Team

队员技术统计

As of TUE 11 FEB 2025

Including Game 35

THA - Thailand

Playing Statistics

No.	Name	Pos.	GP	G	A	PTS	PIM	+/-	GWG	PPG	SHG	SOG	SG%	TM	M/G	TSh	AT/S
1	KLEINESCHAY Benjamin	GK	6	0	0	0	0		0	0	0	0	0.00				
4	SUKWIBOON Rakchai	F	6	0	0	0	0	-19	0	0	0	7	0.00	80:48	13:28	100	0:48
5	KINDBORN Ken	D	6	0	2	2	6	-26	0	0	0	20	0.00	183:50	30:38	147	1:15
6	SUTIVIJITHO Nakrit	F	6	0	0	0	0	-2	0	0	0	0	0.00	5:05	0:50	8	0:38
7	HONGSWADHI Pann	F	6	0	0	0	0	0	0	0	0	0	0.00	3:17	0:32	3	1:05
8	PHASUKKIJWATANA Punn	D	6	0	0	0	0	-1	0	0	0	0	0.00	12:28	2:04	17	0:44
10	KHUNRAJ Athit	F	6	0	0	0	0	-5	0	0	0	0	0.00	25:42	4:17	29	0:53
11	FORSTNER Patrick	F	6	1	0	1	4	-21	0	0	0	8	12.50	153:12	25:32	162	0:56
12	WATTANA Sarawut	D	6	0	0	0	2	-11	0	0	0	1	0.00	104:29	17:24	116	0:54
13	LAMPSON Nicholas Charles	F	5	0	2	2	10	-21	0	0	0	8	0.00	176:18	35:15	125	1:24
14	PHASOOKWONG Sarawut	D	6	0	0	0	10	-24	0	0	0	7	0.00	181:40	30:16	156	1:09
15	SAKCHAICHAROENKUL Thanachai	F	6	0	0	0	0	-1	0	0	0	0	0.00	4:42	0:47	6	0:47
16	VATANAPANYAKUL Araya	D	6	0	0	0	0	-11	0	0	0	1	0.00	49:52	8:18	50	0:59
17	LUCKANATINAKORN Nathaphat	F	6	0	0	0	2	-6	0	0	0	2	0.00	47:22	7:53	55	0:51
18	LIMPINPHET Chanokchon	F	6	0	0	0	4	-21	0	0	0	4	0.00	94:49	15:48	112	0:50
19	PHUANGROT Thatsanai	F	5	0	0	0	0	-14	0	0	0	3	0.00	131:06	26:13	134	0:58
20	VOLLENWEIDER Dominik	GK	6	0	0	0	4		0	0	0	0	0.00				
22	YANNAKORNTHANAPUNT Natchayatorn	D	6	0	1	1	0	-16	0	0	0	2	0.00	151:03	25:10	144	1:02
24	TAWON Satira	D	6	0	0	0	0	-5	0	0	0	0	0.00	40:39	6:46	43	0:56
25	McALEAR James Na Phikul	GK	0	0	0	0	0		0	0	0	0	0.00				
28	AAROLA Kim	F	6	3	0	3	0	-21	0	2	0	14	21.43	199:15	33:12	168	1:11
61	ISAKSSON Jan	F	5	0	0	0	0	-15	0	0	0	8	0.00	124:25	24:53	124	1:00

Goalkeeping Statistics

No.	Name	GPT	GKD	GPI	MIP	MIP%	GA	SVS	SOG	SVS%	GAA	SO	W	L
1	KLEINESCHAY Benjamin	6	6	3	179:17	50.27	35	159	194	81.96	11.71	0	0	3
20	VOLLENWEIDER Dominik	6	6	3	177:22	49.73	21	180	201	89.55	7.10	0	0	3
25	McALEAR James Na Phikul	6	0	0	00:00	0.00	0	0	0	0.00	0.00	0	0	0

Legend:

+/- Plus/minus net	A Assists	AT/S Average time per shift
D Defender	F Forward	G Goals
GA Goals against	GAA Goals against as average per 60 minutes	GK Goalkeeper
GKD Goalkeeper dressed	GP Number of games played	GPI Games played in
GPT Number of games played by team	GWG Game winning goals	L Number of games lost
MIP Minutes and seconds played	MIP% MIP as percentage	M/G Minutes per game
No. Jersey number	PIM Penalties in minutes	Pos. Position on team
PPG Power play goals	PTS Points	SG% Percentage of goals from total shots
SHG Shorthanded goals	SO Shutouts	SOG Shots on goal
SVS Saves	SVS% SVS as percentage of total SOG	TM Total minutes played
TSh Total shifts played	W Number of games won	

Player Statistics by Team

队员技术统计

As of MON 10 FEB 2025

Including Game 29

TKM - Turkmenistan

Playing Statistics

No.	Name	Pos.	GP	G	A	PTS	PIM	+/-	GWG	PPG	SHG	SOG	SG%	TM	M/G	TSh	AT/S
1	GUVANJOV Tanryberdi	GK	4	0	0	0	0		0	0	0	0	0.00				
2	TANNYYEV Gurbanmyrat	D	4	1	4	5	2	+1	0	0	0	12	8.33	80:14	20:03	83	0:58
3	DURDYEV Serdar	F	4	1	2	3	0	+4	0	0	0	11	9.09	33:07	8:16	40	0:49
5	KAKAYEV Maksat	D	4	0	3	3	4	+8	0	0	0	6	0.00	29:40	7:25	35	0:50
7	HYDYROV Dovlet	D	4	0	2	2	2	+4	0	0	0	21	0.00	76:25	19:06	86	0:53
8	AGANIYAZOV Amangeldi	D	4	2	8	10	4	+13	0	1	1	18	11.11	84:25	21:06	90	0:56
9	BAYMYRADOV Baymyrat	F	4	8	4	12	6	+13	0	0	1	30	26.67	75:55	18:58	86	0:52
10	GELDIMYRADOV Arslan	F	3	6	6	12	33	+14	1	0	0	22	27.27	56:53	18:57	67	0:50
11	NURYEV Arslan	F	3	4	5	9	6	+13	0	1	0	13	30.77	44:24	14:48	52	0:51
13	GURBANOV Ahmet	F	4	3	4	7	2	+4	0	0	0	9	33.33	72:43	18:10	74	0:58
14	KAKAJANOV Serdar	D	4	1	4	5	0	+15	0	1	0	9	11.11	60:50	15:12	74	0:49
15	BAYJAYEV Dovrangeldi	F	4	4	4	8	4	+6	1	0	0	13	30.77	81:26	20:21	86	0:56
16	ESENOV Ovezguly	F	3	1	6	7	6	+10	0	1	0	10	10.00	55:43	18:34	59	0:56
17	DOVLETMYRADOV Begench	F	3	7	8	15	33	+15	0	1	2	24	29.17	58:02	19:20	62	0:56
18	BAYHANOV Novruz	F	3	3	6	9	6	+14	0	0	0	14	21.43	52:08	17:22	62	0:50
19	VAHOVSKIY Aleksandr	F	4	4	4	8	0	+2	0	2	0	15	26.67	80:46	20:11	85	0:57
20	CHARYYEV Keremli	GK	4	0	0	0	2		0	0	0	0	0.00				
21	ORAZOV Nazar	F	3	3	1	4	0	+5	0	0	0	6	50.00	20:10	6:43	26	0:46
22	KAKABAYEV Erkin	D	4	1	5	6	29	+11	0	0	0	10	10.00	83:56	20:59	84	0:59
23	ANNASAPAROV Musa	D	4	1	2	3	0	+11	0	0	0	6	16.67	81:33	20:23	86	0:56
25	MUHYEV Allan	D	4	0	0	0	0	+5	0	0	0	4	0.00	25:15	6:18	29	0:52

Goalkeeping Statistics

No.	Name	GPT	GKD	GPI	MIP	MIP%	GA	SVS	SOG	SVS%	GAA	SO	W	L
1	GUVANJOV Tanryberdi		4	4	2	46:59	19.58	0	4	4	100.00	0.00	0	0
20	CHARYYEV Keremli		4	4	4	193:01	80.42	14	53	67	79.10	4.35	0	2

Legend:

+/- Plus/minus net	A Assists	AT/S Average time per shift
D Defender	F Forward	G Goals
GA Goals against	GAA Goals against as average per 60 minutes	GK Goalkeeper
GKD Goalkeeper dressed	GP Number of games played	GPI Games played in
GPT Number of games played by team	GWG Game winning goals	L Number of games lost
MIP Minutes and seconds played	MIP% MIP as percentage	M/G Minutes per game
No. Jersey number	PIM Penalties in minutes	Pos. Position on team
PPG Power play goals	PTS Points	SG% Percentage of goals from total shots
SHG Shorthanded goals	SO Shutouts	SOG Shots on goal
SVS Saves	SVS% SVS as percentage of total SOG	TM Total minutes played
TSh Total shifts played	W Number of games won	

Player Statistics by Team

队员技术统计

As of TUE 11 FEB 2025

Including Game 34

TPE - Chinese Taipei

Playing Statistics

No.	Name	Pos.	GP	G	A	PTS	PIM	+/-	GWG	PPG	SHG	SOG	SG%	TM	M/G	TSh	AT/S
1	LEE Yi-Cheng	GK	6	0	0	0	0		0	0	0	0	0.00				
2	CHEN Tai-Yu	GK	6	0	0	0	0		0	0	0	0	0.00				
4	SANG Chuo-En	D	5	0	0	0	0	0	0	0	0	1	0.00	30:19	6:03	48	0:37
9	CHEN Chiung-Yuan	F	6	0	0	0	0	-14	0	0	0	3	0.00	75:38	12:36	121	0:37
11	LIN Yi-Kuan	F	6	0	0	0	8	-18	0	0	0	5	0.00	132:33	22:05	186	0:42
17	CHANG Han-Yuan	D	6	1	0	1	8	-15	0	0	0	10	10.00	125:08	20:51	173	0:43
18	SHIH Chen-Yun	F	6	0	0	0	4	-7	0	0	0	2	0.00	44:26	7:24	70	0:38
19	LIN Hung-Ju	F	6	0	2	2	0	-16	0	0	0	5	0.00	111:35	18:35	156	0:42
21	LIN Ching	D	6	0	0	0	4	-14	0	0	0	3	0.00	108:06	18:01	164	0:39
22	LI Zheng-Wei	D	6	0	0	0	0	-14	0	0	0	1	0.00	114:27	19:04	160	0:42
28	LIN Yo-Chen	F	6	1	1	2	2	-10	0	0	1	14	7.14	136:30	22:45	178	0:46
41	LIN Jui-Yu	F	6	1	1	2	4	-15	0	0	0	10	10.00	127:12	21:12	174	0:43
55	PAN Yi-Cheng	D	6	0	0	0	0	-13	0	0	0	3	0.00	116:08	19:21	156	0:44
61	YANG Chang-Hsing	F	6	0	0	0	2	-10	0	0	0	10	0.00	118:18	19:43	161	0:44
63	WANG Po-Hsiang	F	6	0	1	1	2	-8	0	0	0	6	0.00	67:30	11:15	105	0:38
65	WANG Yung-Hsuan	D	6	0	0	0	8	-14	0	0	0	3	0.00	79:53	13:18	112	0:42
82	PENG Mo	D	6	1	1	2	12	-15	0	0	0	2	50.00	129:47	21:37	171	0:45
86	CHEN Kuan-Ting	F	6	1	0	1	6	-7	0	0	0	8	12.50	70:15	11:42	116	0:36
95	WEN Pei-An	F	6	1	1	2	0	-13	1	0	0	13	7.69	117:05	19:30	158	0:44
97	YU Sung-Yin	F	6	0	0	0	0	-8	0	0	0	1	0.00	42:43	7:07	67	0:38

Goalkeeping Statistics

No.	Name	GPT	GKD	GPI	MIP	MIP%	GA	SVS	SOG	SVS%	GAA	SO	W	L
1	LEE Yi-Cheng	6	6	6	316:43	87.98	48	250	298	83.89	9.09	0	1	3
2	CHEN Tai-Yu	6	6	3	43:17	12.02	11	45	56	80.36	15.25	0	0	2

Legend:

+/- Plus/minus net	A Assists	AT/S Average time per shift
D Defender	F Forward	G Goals
GA Goals against	GAA Goals against as average per 60 minutes	GK Goalkeeper
GKD Goalkeeper dressed	GP Number of games played	GPI Games played in
GPT Number of games played by team	GWG Game winning goals	L Number of games lost
MIP Minutes and seconds played	MIP% MIP as percentage	M/G Minutes per game
No. Jersey number	PIM Penalties in minutes	Pos. Position on team
PPG Power play goals	PTS Points	SG% Percentage of goals from total shots
SHG Shorthanded goals	SO Shutouts	SOG Shots on goal
SVS Saves	SVS% SVS as percentage of total SOG	TM Total minutes played
TSh Total shifts played	W Number of games won	

Goalkeepers

守门员

As of FRI 14 FEB 2025

Including Game 39

(Ranked by highest SVS% / lowest GAA / highest GPI)

Rank	Name	No.	Team	GKD	GPI	MIP	MIP%	SOG	GA	SVS	SVS%	GAA	PPGA	SHGA	SO
1	SHUTOV Andrey	20	KAZ	6	6	360:00	75.00	83	4	79	95.18	0.67	2	0	2
2	CHEN Shifeng	31	CHN	8	5	302:28	62.69	199	16	183	91.96	3.17	5	0	1
3	VOLLENWEIDER Dominik	20	THA	6	3	177:22	49.73	201	21	180	89.55	7.10	2	2	0
4	LEE Yeonseung	32	KOR	8	5	314:15	63.58	127	14	113	88.98	2.67	4	0	0
5	ADAM Barvik	44	KUW	4	4	180:19	75.03	118	13	105	88.98	4.33	1	0	0
6	NARISAWA Yuta	1	JPN	5	5	308:25	63.15	131	18	113	86.26	3.50	5	0	0
7	LEE Joshua Elisha Shao Ern	1	SGP	4	4	180:00	75.00	146	22	124	84.93	7.33	4	0	0
8	LEE Yi-Cheng	1	TPE	6	6	316:43	87.98	298	48	250	83.89	9.09	9	1	0
9	KLEINESCHAY Benjamin	1	THA	6	3	179:17	50.27	194	35	159	81.96	11.71	4	2	0
10	CHEUNG Ching Ho	33	HKG	5	5	237:16	78.45	145	27	118	81.38	6.83	3	1	0
11	CHARYYEV Keremli	20	TKM	4	4	193:01	80.42	67	14	53	79.10	4.35	4	1	0
12	LEUNG Manlong	26	MAC	4	4	240:45	100.00	275	59	216	78.55	14.70	5	6	0
13	CHAMBA Lotus	83	IND	4	4	229:40	95.69	237	58	179	75.53	15.15	10	4	0
14	VASILEV Artem	1	KGZ	5	5	221:57	73.68	69	17	52	75.36	4.60	2	0	1
15	ALADHAB Abdulla	91	BRN	4	4	184:57	76.02	206	54	152	73.79	17.52	4	3	0

(Goalkeepers with less than 40% of their team's total minutes (MIP% less 40))

Name	No.	Team	GKD	GPI	MIP	MIP%	SOG	GA	SVS	SVS%	GAA	PPGA	SHGA	SO
AMIRBEKOV Jelal-Ad-Din	1	KAZ	5	2	60:57	12.70	13	0	13	100.00	0.00	0	0	0
GAN Michael Xy Kam	20	HKG	2	2	35:21	11.69	2	0	2	100.00	0.00	0	0	0
GUVANJOV Tanryberdi	1	TKM	4	2	46:59	19.58	4	0	4	100.00	0.00	0	0	0
PAVLENKO Maxim	30	KAZ	5	2	59:03	12.30	5	0	5	100.00	0.00	0	0	0
HA Jung Ho	31	KOR	8	3	180:00	36.42	23	1	22	95.65	0.33	0	0	2
OTSUKA Issa	29	JPN	3	2	80:00	16.38	15	1	14	93.33	0.75	1	0	0
SATO Eiki	30	JPN	8	2	100:00	20.47	21	2	19	90.48	1.20	0	0	1
SUN Zehao	32	CHN	8	3	180:00	37.31	74	8	66	89.19	2.67	1	0	1
ALSAIED Zaid	1	KUW	4	2	60:00	24.97	17	3	14	82.35	3.00	1	0	0
CHEN Tai-Yu	2	TPE	6	3	43:17	12.02	56	11	45	80.36	15.25	2	0	0
LEE Chin Hao	45	SGP	4	2	60:00	25.00	9	2	7	77.78	2.00	1	0	0
LAM Tsz Wing David	1	HKG	3	2	29:50	9.86	17	5	12	70.59	10.06	0	1	0
TUNDUP Namgail	38	IND	4	2	10:20	4.31	20	6	14	70.00	34.84	2	0	0
ALMUTLAQ Rashed	9	BRN	4	2	58:20	23.98	84	33	51	60.71	33.94	1	3	0
MARAIMBEKOV Arslan	20	KGZ	5	4	79:18	26.32	40	18	22	55.00	13.62	0	0	0

Legend:

GA	Goals against	GAA	Goals against as average per 60 minutes	GKD	Goalkeeper dressed
GPI	Games played in	MIP	Minutes and seconds played	MIP%	MIP as percentage
No.	Jersey number	PPGA	Power play goals against	SHGA	Shorthanded goals against
SO	Shutouts (no GA in a game)	SOG	Shots on goal (G+SSG)	SVS	Saves
SVS%	SVS as percentage of total SOG				

Scoring Leaders

得分榜

As of FRI 14 FEB 2025

Including Game 39

(Ranked by highest PTS/ highest G/ lowest GP)

Rank	Name	No.	Team	Pos.	GP	G	A	PTS	PIM	+/-
1	DROZDETSKIKH Ilia	89	KUW	F	4	13	16	29	0	+26
2	KIM Sangwook	19	KOR	F	8	9	19	28	4	+21
3	TCIBIN Anton	99	KUW	D	4	14	13	27	4	+32
4	LEE Chongmin	77	KOR	F	8	11	14	25	4	+21
5	CHU Ryan Chak Hay	9	HKG	F	4	11	13	24	0	+24
6	BUDZEVICH Valery	23	KUW	F	4	7	17	24	2	+24
7	TANG Bryan	10	HKG	F	3	12	11	23	0	+25
8	SEIFULOV Mamed	21	KGZ	F	5	11	11	22	0	+12
9	TONG Maxwell Wai Hin	5	HKG	F	5	12	9	21	6	+12
10	LIKHOTNIKOV Artem	27	KAZ	F	8	4	16	20	2	+19
11	MIRBEKOV Ersultan	14	KGZ	F	5	7	12	19	0	+9
12	KIM Sangyeob	11	KOR	F	8	12	6	18	2	+16
13	VAVRA Kamil	20	KUW	F	3	8	10	18	2	+13
14	RYMAREV Yevgeniy	18	KAZ	F	8	7	11	18	0	+21
15	AHN Jinhui	27	KOR	F	8	6	12	18	0	+20
16	PANYUKOV Kirill	22	KAZ	F	8	9	8	17	0	+16
16	STARCHENKO Roman	17	KAZ	F	8	9	8	17	0	+20
18	ABDYRAEV Islambek	15	KGZ	F	5	7	10	17	4	+11
19	DANIYAR Samat	7	KAZ	D	8	3	13	16	2	+17
20	DOVLETMYRADOV Begench	17	TKM	F	3	7	8	15	33	+15
21	CHAN Joshua Yu Wen	97	SGP	F	4	9	5	14	2	+5
22	TITOV Aleksandr	6	KGZ	F	5	6	8	14	2	+8
23	BEKETAYEV Adil	28	KAZ	D	8	5	9	14	0	+18
24	ISMANOV Sultan	19	KGZ	F	5	6	7	13	4	+8
25	YONEYAMA Koki	4	JPN	D	8	3	10	13	0	+16
26	BAYMYRADOV Baymyrat	9	TKM	F	4	8	4	12	6	+13
27	GELDIMYRADOV Arslan	10	TKM	F	3	6	6	12	33	+14
28	OMIRBEKOV Alikhan	14	KAZ	F	8	3	9	12	0	+20
29	ALAWADHI Jasem	17	KUW	D	4	2	10	12	0	+7
30	KONG Yuchan	18	KOR	D	8	2	10	12	4	+19
30	SAVITSKIY Kirill	24	KAZ	F	8	2	10	12	0	+15

Legend:

+/-	Plus/minus net	A	Assists	D	Defender
F	Forward	G	Goals	GP	Number of games played
No.	Jersey number	PIM	Penalties in minutes	Pos.	Position
PTS	Points				

Goal Scoring Leaders

进球得分榜

As of FRI 14 FEB 2025

Including Game 39

(Ranked by highest G/ lowest GP)

Rank	Name	No.	Team	Pos.	GP	G	S	SG%	PPG	SHG	+/-
1	TCIBIN Anton	99	KUW	D	4	14	41	34.15	1	1	+32
2	DROZDETSKIKH Ilia	89	KUW	F	4	13	23	56.52	1	1	+26
3	TANG Bryan	10	HKG	F	3	12	25	48.00	1	0	+25
4	TONG Maxwell Wai Hin	5	HKG	F	5	12	34	35.29	1	0	+12
5	KIM Sangyeob	11	KOR	F	8	12	37	32.43	2	0	+16
6	CHU Ryan Chak Hay	9	HKG	F	4	11	26	42.31	1	1	+24
7	SEIFULOV Mamed	21	KGZ	F	5	11	40	27.50	2	0	+12
8	LEE Chongmin	77	KOR	F	8	11	49	22.45	3	0	+21
9	CHAN Joshua Yu Wen	97	SGP	F	4	9	35	25.71	2	1	+5
10	KIM Sangwook	19	KOR	F	8	9	26	34.62	0	0	+21
10	PANYUKOV Kirill	22	KAZ	F	8	9	30	30.00	2	0	+16
10	STARCHENKO Roman	17	KAZ	F	8	9	23	39.13	2	0	+20
13	VAVRA Kamil	20	KUW	F	3	8	26	30.77	0	0	+13
14	BAYMYRADOV Baymyrat	9	TKM	F	4	8	30	26.67	0	1	+13
15	DOVLETMYRADOV Begench	17	TKM	F	3	7	24	29.17	1	2	+15
16	BUDZEVICH Valery	23	KUW	F	4	7	30	23.33	1	0	+24
17	ABDYRAEV Islambek	15	KGZ	F	5	7	26	26.92	1	0	+11
17	MIRBEKOV Ersultan	14	KGZ	F	5	7	22	31.82	0	1	+9
19	RYMAREV Yevgeniy	18	KAZ	F	8	7	26	26.92	2	0	+21
20	GELDIMYRADOV Arslan	10	TKM	F	3	6	22	27.27	0	0	+14
21	LEE Bryan Nathan Shao Herng	71	SGP	F	4	6	17	35.29	1	0	0
22	ISMANOV Sultan	19	KGZ	F	5	6	25	24.00	0	0	+8
22	TITOV Aleksandr	6	KGZ	F	5	6	44	13.64	0	0	+8
24	AHN Jinhui	27	KOR	F	8	6	35	17.14	1	0	+20
24	GRENTS Dmitriy	19	KAZ	F	8	6	21	28.57	3	0	+7
24	YAN Juncheng	88	CHN	F	8	6	23	26.09	1	1	+1
27	POPOV Denis	22	KGZ	D	5	5	20	25.00	0	1	+3
28	BEKETAYEV Adil	28	KAZ	D	8	5	33	15.15	1	0	+18
28	ISOGAI Sota	25	JPN	F	8	5	31	16.13	2	0	+7
28	KOLESNIKOV Vyacheslav	21	KAZ	F	8	5	28	17.86	0	0	+13
28	OSPANOV Ruslan	8	KAZ	F	8	5	12	41.67	0	0	+14
28	SUZUKI Kento	21	JPN	F	8	5	24	20.83	0	0	+10

Legend:

+/-	Plus/minus net	D	Defender	F	Forward	G	Goals
GP	Number of games played	No.	Jersey number	Pos.	Position	PPG	Power play goals
S	Shots	SG%	Percentage of goals from total shots	SHG	Shorthanded goals		

Timing & Results provided by **BORNAN**

Assist Leaders

协助得分榜

As of FRI 14 FEB 2025
Including Game 39

(Ranked by highest A/ lowest GP)

Rank	Name	No.	Team	Pos.	GP	A	+/-
1	KIM Sangwook	19	KOR	F	8	19	+21
2	BUDZEVICH Valery	23	KUW	F	4	17	+24
3	DROZDETSKIKH Iliia	89	KUW	F	4	16	+26
4	LIKHOTNIKOV Artem	27	KAZ	F	8	16	+19
5	LEE Chongmin	77	KOR	F	8	14	+21
6	CHU Ryan Chak Hay	9	HKG	F	4	13	+24
6	TCIBIN Anton	99	KUW	D	4	13	+32
8	DANIYAR Samat	7	KAZ	D	8	13	+17
9	MIRBEKOV Ersultan	14	KGZ	F	5	12	+9
10	AHN Jinhui	27	KOR	F	8	12	+20
11	TANG Bryan	10	HKG	F	3	11	+25
12	SEIFULOV Mamed	21	KGZ	F	5	11	+12
13	RYMAREV Yevgeniy	18	KAZ	F	8	11	+21
14	VAVRA Kamil	20	KUW	F	3	10	+13
15	ALAWADHI Jasem	17	KUW	D	4	10	+7
16	ABDYRAEV Islambek	15	KGZ	F	5	10	+11
17	KONG Yuchan	18	KOR	D	8	10	+19
17	SAVITSKIY Kirill	24	KAZ	F	8	10	+15
17	YONEYAMA Koki	4	JPN	D	8	10	+16
20	KODROWSKI James Nicholas	23	SGP	F	4	9	-3
21	CHENG Chung Pan Justin	19	HKG	F	5	9	+3
21	TONG Maxwell Wai Hin	5	HKG	F	5	9	+12
23	BEKETAYEV Adil	28	KAZ	D	8	9	+18
23	NAM Heedoo	58	KOR	D	8	9	+15
23	OMIRBEKOV Alikhan	14	KAZ	F	8	9	+20
26	DOVLETMYRADOV Begench	17	TKM	F	3	8	+15
27	AGANIYAZOV Amangeldi	8	TKM	D	4	8	+13
27	YAM Yau	16	HKG	F	4	8	+8
29	TERENTYEV Kuzma	16	KGZ	D	5	8	+12
29	TITOV Aleksandr	6	KGZ	F	5	8	+8

Legend:

+/-	Plus/minus net	A	Assists	D	Defender	F	Forward
GP	Number of games played	No.	Jersey number	Pos.	Position		

Defenders Scoring Leaders

后卫得分榜

As of FRI 14 FEB 2025

Including Game 39

(Ranked by highest PTS / highest G / lowest GP)

Rank	Name	No.	Team	GP	G	A	PTS	PIM	+/-
1	TCIBIN Anton	99	KUW	4	14	13	27	4	+32
2	DANIYAR Samat	7	KAZ	8	3	13	16	2	+17
3	BEKETAYEV Adil	28	KAZ	8	5	9	14	0	+18
4	YONEYAMA Koki	4	JPN	8	3	10	13	0	+16
5	ALAWADHI Jasem	17	KUW	4	2	10	12	0	+7
6	KONG Yuchan	18	KOR	8	2	10	12	4	+19
7	ZHANG Pengfei	11	CHN	8	4	7	11	2	+4
8	AGANIYAZOV Amangeldi	8	TKM	4	2	8	10	4	+13
9	NAM Heedoo	58	KOR	8	1	9	10	6	+15
10	POPOV Denis	22	KGZ	5	5	4	9	4	+3
11	LEE Ryan Yuen Chong	7	HKG	5	4	5	9	0	+5
12	EGOROV Maksim	10	KGZ	5	3	5	8	2	+6
13	TERENTYEV Kuzma	16	KGZ	5	0	8	8	0	+12
14	BREUS Dmitriy	2	KAZ	8	3	4	7	2	+19
14	LEE Seungjae	3	KOR	8	3	4	7	4	+5
14	OH In-Gyo	6	KOR	8	3	4	7	0	+10
17	CHUA Cael Juin Hui	76	SGP	4	1	6	7	2	+8
18	NURALIEV Adilet	5	KGZ	5	1	6	7	0	+3
19	STEPANENKO Ivan	25	KAZ	8	1	6	7	4	+10
20	WINTLAND Ryan Adam	14	SGP	4	2	4	6	0	+9
21	CHEW Wee	77	SGP	4	1	5	6	0	+11
21	KAKABAYEV Erkin	22	TKM	4	1	5	6	29	+11
21	KHALAF Khalaf	5	KUW	4	1	5	6	0	+24
24	KIM Wonjun	5	KOR	8	0	6	6	0	+16
24	SATO Hiroto	12	JPN	8	0	6	6	6	+9
26	KOK Hung Wei	66	SGP	4	3	2	5	0	+8
27	GAITAMIROV Tamirlan	3	KAZ	8	3	2	5	4	+19
28	QIAN Yong Jia Benedict	17	SGP	4	2	3	5	4	+2
29	KAKAJANOV Serdar	14	TKM	4	1	4	5	0	+15
29	TANNYYEV Gurbanmyrat	2	TKM	4	1	4	5	2	+1

Legend:

+/- Plus/minus net
GP Number of games played
PTS Points

A Assists
No. Jersey number

G Goals
PIM Penalties in minutes

Face-off Leaders

争球榜

As of FRI 14 FEB 2025

Including Game 39

(Ranked by highest FO%)

Rank	Name	No.	Team	Pos.	GP	FO+	FO-	FO+/-	FO%
1	TANG Bryan	10	HKG	F	3	40	7	33	85.11
2	ISMANOV Sultan	19	KGZ	F	5	18	4	14	81.82
3	NAKAJIMA Shogo	19	JPN	F	3	17	5	12	77.27
4	DROZDETSKIKH Iliia	89	KUW	F	4	73	29	44	71.57
5	YAM Yau	16	HKG	F	4	55	24	31	69.62
6	VAHOVSKIY Aleksandr	19	TKM	F	4	59	29	30	67.05
7	LIKHOTNIKOV Artem	27	KAZ	F	8	60	31	29	65.93
8	KIM Sihwan	13	KOR	F	8	67	36	31	65.05
9	LEE Chongmin	77	KOR	F	8	22	12	10	64.71
10	OSAWA Yuto	14	JPN	F	8	73	41	32	64.04
11	ABDYRAEV Islambek	15	KGZ	F	5	87	52	35	62.59
12	OMIRBEKOV Alikhan	14	KAZ	F	8	84	51	33	62.22
13	TAN Ryan Jiaju	68	SGP	F	2	28	18	10	60.87
14	MAKSATBEKOV Belek	12	KGZ	F	5	43	28	15	60.56
15	NURYEV Arslan	11	TKM	F	3	38	25	13	60.32
16	WANG Jing	91	CHN	F	8	85	56	29	60.28
17	LIN Zhi Hang	25	MAC	F	4	12	8	4	60.00
18	GRENTS Dmitriy	19	KAZ	F	8	41	28	13	59.42
19	CHEN Kailin	24	CHN	F	8	52	36	16	59.09
20	IRIKURA Taiga	15	JPN	F	8	91	64	27	58.71
21	KIM Sangwook	19	KOR	F	8	63	45	18	58.33
22	ALKHASHAN Abdulaziz	69	KUW	F	4	22	16	6	57.89
23	BORISSEVICH Alexandr	16	KAZ	F	8	35	28	7	55.56
24	GOH Ryan Tsui Hon	55	SGP	F	4	48	39	9	55.17
25	ESENOV Ovezguly	16	TKM	F	3	15	13	2	53.57
26	YAN Juncheng	88	CHN	F	8	75	66	9	53.19
27	SHAM Alvin Cheuk Him	55	HKG	F	5	35	34	1	50.72
28	KOBAYASHI Toi	10	JPN	F	8	39	38	1	50.65
29	CHAPOROV Denis	23	KAZ	F	8	18	18	0	50.00
30	ANGDUS Tsering	97	IND	F	4	54	57	-3	48.65

Note:
Average of four face-offs per game played required for ranking.

Legend:

F	Forward	FO+	Face-offs won	FO-	Face-offs lost
FO+/-	Face-offs net	FO%	Face-offs won as percentage	GP	Number of games played
No.	Jersey number	Pos.	Position		

Plus-Minus Leaders

效率值榜

As of FRI 14 FEB 2025

Including Game 39

(Ranked by highest +/- / highest + /lowest GP)

Rank	Name	No.	Team	Pos.	GP	+	-	+/-
1	TCIBIN Anton	99	KUW	D	4	38	6	+32
2	DROZDETSKIKH Ilia	89	KUW	F	4	29	3	+26
3	TANG Bryan	10	HKG	F	3	25	0	+25
4	ALMARI Salem	12	KUW	F	4	28	4	+24
4	BUDZEVICH Valery	23	KUW	F	4	28	4	+24
4	CHU Ryan Chak Hay	9	HKG	F	4	28	4	+24
4	KHALAF Khalaf	5	KUW	D	4	28	4	+24
8	KIM Sangwook	19	KOR	F	8	25	4	+21
9	LEE Chongmin	77	KOR	F	8	24	3	+21
10	RYMAREV Yevgeniy	18	KAZ	F	8	21	0	+21
11	AHN Jinhui	27	KOR	F	8	24	4	+20
12	OMIRBEKOV Alikhan	14	KAZ	F	8	20	0	+20
12	STARCHENKO Roman	17	KAZ	F	8	20	0	+20
14	KONG Yuchan	18	KOR	D	8	22	3	+19
15	LIKHOTNIKOV Artem	27	KAZ	F	8	20	1	+19
16	BREUS Dmitriy	2	KAZ	D	8	19	0	+19
16	GAITAMIROV Tamirlan	3	KAZ	D	8	19	0	+19
18	BEKETAYEV Adil	28	KAZ	D	8	18	0	+18
19	KIM Sihwan	13	KOR	F	8	18	1	+17
20	DANIYAR Samat	7	KAZ	D	8	17	0	+17
21	KIM Wonjun	5	KOR	D	8	20	4	+16
22	KANG Minwan	89	KOR	F	8	19	3	+16
22	KIM Sangyeob	11	KOR	F	8	19	3	+16
24	YONEYAMA Koki	4	JPN	D	8	17	1	+16
25	PANYUKOV Kirill	22	KAZ	F	8	16	0	+16
26	NAM Heedoo	58	KOR	D	8	20	5	+15
27	DOVLETMYRADOV Begench	17	TKM	F	3	16	1	+15
28	KAKAJANOV Serdar	14	TKM	D	4	15	0	+15
29	BORISSEVICH Alexandr	16	KAZ	F	8	15	0	+15
29	SAVITSKIY Kirill	24	KAZ	F	8	15	0	+15

Legend:

+	Positive participation	+/-	Plus/minus net	-	Negative participation	D	Defender
F	Forward	GP	Number of games played	No.	Jersey number	Pos.	Position

Timing & Results provided by **BORNAN**

Time on Ice Leaders

上场时间榜

As of FRI 14 FEB 2025

Including Game 39

(Ranked by highest M/G / highest GP / highest TSh)

Rank	Name	No.	Team	Pos.	GP	TM	M/G	TSh	AT/S	AS/G
1	LAMPSON Nicholas Charles	13	THA	F	5	176:18	35:15	125	1:24	25.0
2	HEGAZI Sameh	13	BRN	F	4	133:51	33:27	85	1:34	21.2
3	AAROLA Kim	28	THA	F	6	199:15	33:12	168	1:11	28.0
4	QIAN Yong Jia Benedict	17	SGP	D	4	129:55	32:28	100	1:17	25.0
5	TCIBIN Anton	99	KUW	D	4	126:39	31:39	106	1:11	26.5
6	MASAUD Ahmed	23	BRN	F	4	124:33	31:08	88	1:24	22.0
7	KINDBORN Ken	5	THA	D	6	183:50	30:38	147	1:15	24.5
8	CHEW Wee	77	SGP	D	4	122:01	30:30	102	1:11	25.5
9	PHASOOKWONG Sarawut	14	THA	D	6	181:40	30:16	156	1:09	26.0
10	CHUA Cael Juin Hui	76	SGP	D	4	119:09	29:47	106	1:07	26.5
11	ALBAHRI Rashed	77	BRN	F	4	116:51	29:12	81	1:26	20.2
12	TURKI Abdulrahman	17	BRN	D	4	115:55	28:58	67	1:43	16.7
13	SULAIBEEKH Salman	7	BRN	D	4	113:38	28:24	73	1:33	18.2
14	KODROWSKI James Nicholas	23	SGP	F	4	113:36	28:24	93	1:13	23.2
15	SEIFULOV Mamed	21	KGZ	F	5	141:27	28:17	125	1:07	25.0
16	CHAN Joshua Yu Wen	97	SGP	F	4	109:22	27:20	96	1:08	24.0
17	KHALAF Khalaf	5	KUW	D	4	109:17	27:19	105	1:02	26.2
18	ALAWADHI Jasem	17	KUW	D	4	109:06	27:16	96	1:08	24.0
19	LEONG Chon Kong	71	MAC	D	4	108:48	27:12	85	1:16	21.2
20	ALTHAWADI Salman	55	BRN	F	4	108:46	27:11	79	1:22	19.7
21	ALSALAH Yousif	8	BRN	F	4	107:22	26:50	73	1:28	18.2
22	PHUANGROT Thatsanai	19	THA	F	5	131:06	26:13	134	0:58	26.8
23	O'BRIEN Richard Lowell	13	SGP	D	4	103:30	25:52	102	1:00	25.5
24	LEE Bryan Nathan Shao Heng	71	SGP	F	4	102:53	25:43	96	1:04	24.0
25	ABDYRAEV Islambek	15	KGZ	F	5	128:01	25:36	123	1:02	24.6
26	TERENTYEV Kuzma	16	KGZ	D	5	127:49	25:33	125	1:01	25.0
27	FORSTNER Patrick	11	THA	F	6	153:12	25:32	162	0:56	27.0
28	TAN Ryan Jiaju	68	SGP	F	2	51:02	25:31	52	0:58	26.0
29	YANNAKORNTANAPUNT Natchayatorn	22	THA	D	6	151:03	25:10	144	1:02	24.0
30	ISAKSSON Jan	61	THA	F	5	124:25	24:53	124	1:00	24.8

Legend:

AS/G Average shifts per game
F Forward
No. Jersey number
TSh Total shifts played

AT/S Average time per shift
GP Number of games played
Pos. Position

D Defender
M/G Minutes per game
TM Total minutes played

Timing & Results provided by **BORNAN**

Most Penalised Players

受罚排行榜

As of FRI 14 FEB 2025

Including Game 39

(Ranked by highest PIM / lowest GP)

Rank	Name	No.	Team	Pos.	GP	PIM	2	5	10	GM	PAVG
1	DOVLETMYRADOV Begench	17	TKM	F	3	33	4	1	0	1	11:00
1	GELDIMYRADOV Arslan	10	TKM	F	3	33	4	1	0	1	11:00
3	KAKABAYEV Erkin	22	TKM	D	4	29	2	1	0	1	7:15
4	ELMER Colby Ruben	88	HKG	F	4	12	6	0	0	0	3:00
5	PENG Mo	82	TPE	D	6	12	6	0	0	0	2:00
6	HITOSATO Shigeki	16	JPN	F	8	12	6	0	0	0	1:30
7	LAMPSON Nicholas Charles	13	THA	F	5	10	5	0	0	0	2:00
8	PHASOOKWONG Sarawut	14	THA	D	6	10	5	0	0	0	1:40
9	ANGCHUK Tsering	16	IND	D	4	8	4	0	0	0	2:00
9	SHUM Michael Lee Heng	91	HKG	F	4	8	4	0	0	0	2:00
11	CHENG Chung Pan Justin	19	HKG	F	5	8	4	0	0	0	1:36
11	YUEN Howard Ho Yeung	17	HKG	D	5	8	4	0	0	0	1:36
13	CHANG Han-Yuan	17	TPE	D	6	8	4	0	0	0	1:20
13	LIN Yi-Kuan	11	TPE	F	6	8	4	0	0	0	1:20
13	WANG Yung-Hsuan	65	TPE	D	6	8	4	0	0	0	1:20
16	ISOGAI Sota	25	JPN	F	8	8	4	0	0	0	1:00
16	LI Mingshenhao	93	CHN	F	8	8	4	0	0	0	1:00
16	OSAWA Yuto	14	JPN	F	8	8	4	0	0	0	1:00
16	OTSU Kosuke	11	JPN	F	8	8	4	0	0	0	1:00
20	BAYHANOV Novruz	18	TKM	F	3	6	3	0	0	0	2:00
20	ESENOV Ovezguly	16	TKM	F	3	6	3	0	0	0	2:00
20	KU Hio Tong	87	MAC	D	3	6	3	0	0	0	2:00
20	NURYEV Arslan	11	TKM	F	3	6	3	0	0	0	2:00
24	ALBAHRI Rashed	77	BRN	F	4	6	3	0	0	0	1:30
24	BAYMYRADOV Baymyrat	9	TKM	F	4	6	3	0	0	0	1:30
24	DORJAY Angchok	68	IND	F	4	6	3	0	0	0	1:30
24	GUAN Chentao	6	MAC	F	4	6	3	0	0	0	1:30
24	MUSTAFA Ghulam	17	IND	D	4	6	3	0	0	0	1:30
24	TSETAN Chamba	72	IND	F	4	6	3	0	0	0	1:30
24	YAM Yau	16	HKG	F	4	6	3	0	0	0	1:30

Legend:

2 Two (2) minute penalties

D Defender

GP Games played

PIM Penalties in minutes

5 Five (5) minute penalties

F Forward

No. Jersey number

Pos. Position

10 Ten (10) minute penalties

GM Game misconducts

PAVG PIM (average) per game

Medallists

获奖运动员

FRI 14 FEB 2025

GOLD	SILVER	BRONZE
KAZ - Kazakhstan	JPN - Japan	KOR - Republic of Korea
1 AMIRBEKOV Jelal-Ad-Din	1 NARISAWA Yuta	3 LEE Seungjae
2 BREUS Dmitriy	2 HAYATA Seiya	5 KIM Wonjun
3 GAITAMIROV Tamirlan	4 YONEYAMA Koki	6 OH In-Gyo
6 BUYALSKIY Andrey	5 HALLIDAY Jiei	11 KIM Sangyeob
7 DANIYAR Samat	6 YAMADA Kotaro	13 KIM Sihwan
8 OSPANOV Ruslan	7 TSUTSUMI Kotaro	18 KONG Yuchan
9 BUTENKO Danil	8 ISHIDA Riku	19 KIM Sangwook
14 OMIRBEKOV Alikhan	9 TAKAGI Kenta	23 LEE Minjae
15 KOROLYOV Artyom	10 KOBAYASHI Toi	24 KIM Donghwan
16 BORISSEVICH Alexandr	11 OTSU Kosuke	27 AHN Jinhui
17 STARCHENKO Roman	12 SATO Hiroto	31 HA Jung Ho
18 RYMAREV Yevgeniy	13 OKUBO Masato	32 LEE Yeonseung
19 GRENTS Dmitriy	14 OSAWA Yuto	36 JEON Jung Woo
20 SHUTOV Andrey	15 IRIKURA Taiga	58 NAM Heedoo
21 KOLESNIKOV Vyacheslav	16 HITOSATO Shigeki	61 LIM Dongkyu
22 PANYUKOV Kirill	18 FURUHASHI Makuru	63 KWON Hyeonsu
23 CHAPOROV Denis	19 NAKAJIMA Shogo	72 KIM Geonwoo
24 SAVITSKIY Kirill	20 OTSU Yusei	77 LEE Chongmin
25 STEPANENKO Ivan	21 SUZUKI Kento	84 LEE Hyun Seung
26 MIKHAILOV Eduard	25 ISOGAI Sota	88 LEE Mooyoung
27 LIKHOTNIKOV Artem	27 LAWLOR Kazuki	89 KANG Minwan
28 BEKETAYEV Adil	29 OTSUKA Issa	92 KANG Yoon Seok
30 PAVLENKO Maxim	30 SATO Eiki	

Competition Schedule

竞赛日程

As of SUN 9 FEB 2025

Date	Start Time	Game	Location
MON 3 FEB	15:30	Preliminary Round - Group B, Game 1 THA vs TPE	Harbin Sport University Student Skating Hall
	19:30	Preliminary Round - Group B, Game 2 HKG vs KAZ	Harbin Sport University Student Skating Hall
TUE 4 FEB	15:30	Preliminary Round - Group B, Game 3 KOR vs HKG	Harbin Sport University Student Skating Hall
	19:30	Preliminary Round - Group B, Game 4 KAZ vs THA	Harbin Sport University Student Skating Hall
THU 6 FEB	15:30	Preliminary Round - Group B, Game 5 KOR vs THA	Harbin Sport University Student Skating Hall
	19:30	Preliminary Round - Group B, Game 6 KAZ vs TPE	Harbin Sport University Student Skating Hall
SAT 8 FEB	15:30	Preliminary Round - Group B, Game 7 TPE vs KOR	Harbin Sport University Student Skating Hall
	19:30	Preliminary Round - Group B, Game 8 HKG vs THA	Harbin Sport University Student Skating Hall
SUN 9 FEB	15:30	Preliminary Round - Group B, Game 9 KOR vs KAZ	Harbin Sport University Student Skating Hall
	19:30	Preliminary Round - Group B, Game 10 TPE vs HKG	Harbin Sport University Student Skating Hall
WED 12 FEB	10:00	Preliminary Round - Group A, Game 11 KAZ vs JPN	Harbin Sport University Student Skating Hall
	14:00	Preliminary Round - Group A, Game 12 CHN vs KOR	Harbin Sport University Student Skating Hall
THU 13 FEB	10:00	Preliminary Round - Group A, Game 13 JPN vs KOR	Harbin Sport University Student Skating Hall
	14:00	Preliminary Round - Group A, Game 14 CHN vs KAZ	Harbin Sport University Student Skating Hall
FRI 14 FEB	10:00	Preliminary Round - Group A, Game 15 KOR vs KAZ	Harbin Sport University Student Skating Hall
	14:00	Preliminary Round - Group A, Game 16 JPN vs CHN	Harbin Sport University Student Skating Hall

Tournament Progress

赛事进程

As of FRI 14 FEB 2025

Game	Group	Date	Time	Teams	Results	1	2	3	OT	PSS	Venue
1	B	MON 3	FEB 15:30	THA - TPE	1 - 4	0 - 2	1 - 1	0 - 1			Harbin Sport University Student Skating Hall
2	B	MON 3	FEB 19:30	HKG - KAZ	0 - 12	0 - 4	0 - 5	0 - 3			Harbin Sport University Student Skating Hall
3	B	TUE 4	FEB 15:30	KOR - HKG	8 - 0	2 - 0	3 - 0	3 - 0			Harbin Sport University Student Skating Hall
4	B	TUE 4	FEB 19:30	KAZ - THA	9 - 0	2 - 0	3 - 0	4 - 0			Harbin Sport University Student Skating Hall
5	B	THU 6	FEB 15:30	KOR - THA	11 - 0	2 - 0	5 - 0	4 - 0			Harbin Sport University Student Skating Hall
6	B	THU 6	FEB 19:30	KAZ - TPE	5 - 1	1 - 1	4 - 0	0 - 0			Harbin Sport University Student Skating Hall
7	B	SAT 8	FEB 15:30	TPE - KOR	2 - 3	0 - 1	1 - 0	1 - 2			Harbin Sport University Student Skating Hall
8	B	SAT 8	FEB 19:30	HKG - THA	1 - 2	0 - 0	1 - 1	0 - 1			Harbin Sport University Student Skating Hall
9	B	SUN 9	FEB 15:30	KOR - KAZ	0 - 1	0 - 0	0 - 0	0 - 0	0 - 1		Harbin Sport University Student Skating Hall
10	B	SUN 9	FEB 19:30	TPE - HKG	6 - 1	2 - 0	4 - 0	0 - 1			Harbin Sport University Student Skating Hall
11	A	WED 12	FEB 10:00	KAZ - JPN	0 - 4	0 - 1	0 - 1	0 - 2			Harbin Sport University Student Skating Hall
12	A	WED 12	FEB 14:00	CHN - KOR	2 - 1	1 - 0	0 - 1	1 - 0			Harbin Sport University Student Skating Hall
13	A	THU 13	FEB 10:00	JPN - KOR	6 - 0	3 - 0	2 - 0	1 - 0			Harbin Sport University Student Skating Hall
14	A	THU 13	FEB 14:00	CHN - KAZ	1 - 2	0 - 0	0 - 1	1 - 1			Harbin Sport University Student Skating Hall
15	A	FRI 14	FEB 10:00	KOR - KAZ	0 - 3	0 - 1	0 - 0	0 - 2			Harbin Sport University Student Skating Hall
16	A	FRI 14	FEB 14:00	JPN - CHN	8 - 1	3 - 1	2 - 0	3 - 0			Harbin Sport University Student Skating Hall

Group A

Rank	Te	GP	W	OTW	OTL	L	GDF	GF:GA	PTS
1	JPN	3	3	0	0	0	+17	18 : 1	9
2	KAZ	3	2	0	0	1	0	5 : 5	6
3	CHN	3	1	0	0	2	-7	4 : 11	3
4	KOR	3	0	0	0	3	-10	1 : 11	0

Group B

Rank	Te	GP	W	OTW	OTL	L	GDF	GF:GA	PTS
1	KAZ	4	3	1	0	0	+26	27 : 1	11
2	KOR	4	3	0	1	0	+19	22 : 3	10
3	TPE	4	2	0	0	2	+3	13 : 10	6
4	THA	4	1	0	0	3	-22	3 : 25	3
5	HKG	4	0	0	0	4	-26	2 : 28	0

Final Ranking

- Gold Japan
- Silver Kazakhstan
- Bronze China
- 4 Republic of Korea
- 5 Chinese Taipei
- 6 Thailand
- 7 Hong Kong, China

Note:

Teams in each group are ranked by points (PTS). Any ties are broken according to IIHF regulations.

Legend:

1	1st period	2	2nd period	3	3rd period	GA	Goals against	GDF	Goal difference
GF	Goals for	GP	Games played	L	Losses	OT	Overtime	OTL	Overtime loss
OTW	Overtime win	PSS	Penalty-Shot Shootout	PTS	Points	W	Wins		

Timing & Results provided by BORNAN

Competition Officials

竞赛官员

As of FRI 14 FEB 2025

REVISED

14 FEB 15:14

Function	No. Name	NOC
On-Ice Officials		
Referee	LEE Kyung Sun	KOR - Republic of Korea
	LIU Lu	CHN - China
	NAKAYAMA Miyuki	JPN - Japan
	SONG Meina	CHN - China
	WAN Mei Wah	MAS - Malaysia
Linesperson	MATSUO Kumiko	JPN - Japan
	PARK Jung Yoon	KOR - Republic of Korea
	WANG Hui	CHN - China
	WOON Yean Hui	MAS - Malaysia
	ZHANG Wenxi	CHN - China
Off-Ice Officials		
Tournament Chairperson	OMORKANOV Aivaz	KGZ - Kyrgyzstan
Officiating Coach	KOWERT Andreas	GER - Germany
	LIM Yong Chun	MAS - Malaysia
	LIVF Par-Olof Rickard	SWE - Sweden
Medical Supervisor	MONA Daniele	SUI - Switzerland

Note:

Officials data may be updated until start of competition

REVISED

Revised to add Officiating Coaches and Medical Supervisor

Timing & Results provided by **BORNAN**

Game Officials Assignment

比赛官员分工

As of FRI 14 FEB 2025

G	Teams	Venue	Date Time	On-Ice Officials	Supervisors	Others
1	THA - TPE Colour: (Blue) (White) Bench: (Left) (Right)	HSU	MON 3 FEB 15:30	Ref. LEE Kyung Sun (KOR) Ref. WAN Mei Wah (MAS) LP MATSUO Kumiko (JPN) LP ZHANG Wenxi (CHN)	GS SPRINGFELD H (AUT) OC LIVF POR (SWE)	
2	HKG - KAZ Colour: (Red) (White) Bench: (Right) (Left)	HSU	MON 3 FEB 19:30	Ref. LIU Lu (CHN) Ref. NAKAYAMA Miyuki (JPN) LP PARK Jung Yoon (KOR) LP WANG Hui (CHN)	GS SPRINGFELD H (AUT) OC LIVF POR (SWE)	
3	KOR - HKG Colour: (Blue) (White) Bench: (Left) (Right)	HSU	TUE 4 FEB 15:30	Ref. SONG Meina (CHN) Ref. WAN Mei Wah (MAS) LP WOON YH (MAS) LP ZHANG Wenxi (CHN)	GS VALIAHO K (FIN) OC LIM Yong Chun (MAS)	
4	KAZ - THA Colour: (Blue) (White) Bench: (Right) (Left)	HSU	TUE 4 FEB 19:30	Ref. LEE Kyung Sun (KOR) Ref. NAKAYAMA Miyuki (JPN) LP MATSUO Kumiko (JPN) LP WANG Hui (CHN)	GS VALIAHO K (FIN) OC LIM Yong Chun (MAS)	
5	KOR - THA Colour: (Blue) (White) Bench: (Right) (Left)	HSU	THU 6 FEB 15:30	Ref. LIU Lu (CHN) Ref. SONG Meina (CHN) LP MATSUO Kumiko (JPN) LP ZHANG Wenxi (CHN)	GS ELEKES-SZENTAGOTAI (HUN) OC KOWERT Andreas (GER)	
6	KAZ - TPE Colour: (Blue) (White) Bench: (Right) (Left)	HSU	THU 6 FEB 19:30	Ref. LEE Kyung Sun (KOR) Ref. WAN Mei Wah (MAS) LP PARK Jung Yoon (KOR) LP WOON YH (MAS)	GS ELEKES-SZENTAGOTAI (HUN) OC KOWERT Andreas (GER)	
7	TPE - KOR Colour: (Blue) (White) Bench: (Right) (Left)	HSU	SAT 8 FEB 15:30	Ref. LIU Lu (CHN) Ref. WAN Mei Wah (MAS) LP MATSUO Kumiko (JPN) LP WANG Hui (CHN)	GS ELEKES-SZENTAGOTAI (HUN) OC LIVF POR (SWE)	
8	HKG - THA Colour: (Red) (White) Bench: (Right) (Left)	HSU	SAT 8 FEB 19:30	Ref. NAKAYAMA Miyuki (JPN) Ref. SONG Meina (CHN) LP PARK Jung Yoon (KOR) LP WOON YH (MAS)	GS ELEKES-SZENTAGOTAI (HUN) OC LIVF POR (SWE)	
9	KOR - KAZ Colour: (Blue) (White) Bench: (Left) (Right)	HSU	SUN 9 FEB 15:30	Ref. LIU Lu (CHN) Ref. NAKAYAMA Miyuki (JPN) LP WANG Hui (CHN) LP ZHANG Wenxi (CHN)	GS ELEKES-SZENTAGOTAI (HUN) OC LIM Yong Chun (MAS)	

G	Teams	Venue	Date Time	On-Ice Officials	Supervisors	Others
10	TPE - HKG Colour: (White) (Red) Bench: (Left) (Right)	HSU	SUN 9 FEB 19:30	Ref. LEE Kyung Sun (KOR) Ref. SONG Meina (CHN) LP PARK Jung Yoon (KOR) LP WOON YH (MAS)	GS VALIAHO K (FIN) OC LIM Yong Chun (MAS)	
11	KAZ - JPN Colour: (Blue) (White) Bench: (Right) (Left)	HSU	WED 12 FEB 10:00	Ref. LEE Kyung Sun (KOR) Ref. SONG Meina (CHN) LP PARK Jung Yoon (KOR) LP ZHANG Wenxi (CHN)	GS ELEKES-SZENTAGOTAI (HUN) OC KOWERT Andreas (GER)	
12	CHN - KOR Colour: (Red) (White) Bench: (Left) (Right)	HSU	WED 12 FEB 14:00	Ref. NAKAYAMA Miyuki (JPN) Ref. WAN Mei Wah (MAS) LP MATSUO Kumiko (JPN) LP WOON YH (MAS)	GS VALIAHO K (FIN) OC LIVF POR (SWE)	
13	JPN - KOR Colour: (Black) (White) Bench: (Left) (Right)	HSU	THU 13 FEB 10:00	Ref. LIU Lu (CHN) Ref. SONG Meina (CHN) LP WANG Hui (CHN) LP ZHANG Wenxi (CHN)	GS ELEKES-SZENTAGOTAI (HUN) OC LIVF POR (SWE)	
14	CHN - KAZ Colour: (White) (Blue) Bench: (Left) (Right)	HSU	THU 13 FEB 14:00	Ref. NAKAYAMA Miyuki (JPN) Ref. WAN Mei Wah (MAS) LP PARK Jung Yoon (KOR) LP WOON YH (MAS)	GS ELEKES-SZENTAGOTAI (HUN) OC LIVF POR (SWE)	
15	KOR - KAZ Colour: (Blue) (White) Bench: (Right) (Left)	HSU	FRI 14 FEB 10:00	Ref. SONG Meina (CHN) Ref. WAN Mei Wah (MAS) LP PARK Jung Yoon (KOR) LP WANG Hui (CHN)	GS ELEKES-SZENTAGOTAI (HUN) OC KOWERT Andreas (GER)	
16	JPN - CHN Colour: (Black) (White) Bench: (Left) (Right)	HSU	FRI 14 FEB 14:00	Ref. LIU Lu (CHN) Ref. NAKAYAMA Miyuki (JPN) LP MATSUO Kumiko (JPN) LP ZHANG Wenxi (CHN)	GS ELEKES-SZENTAGOTAI (HUN) OC KOWERT Andreas (GER)	

Legend:

G Game number	GS Game supervisor	HSU Harbin Sport University Student Skating Hall	LP Linesperson
OC Officiating Coach	Ref. Referee		

Team Roster

队伍名单

As of SUN 9 FEB 2025

Initial Registration 2 FEB 2025

CHN - China

No.	Name	Pos.	Shoots/ Catches	Date of Birth	Height m / ft in	Weight kg / lbs	Club	Registration *
2	YU Baiwei	D	R	17 JUL 1988	1.66 / 5'5"	71 / 157	Kunlun Red Star (CHN)	9 FEB 2025
7	ZHANG Mengying	F	L	22 DEC 1993	1.70 / 5'7"	65 / 143	Beijing (CHN)	9 FEB 2025
9	KONG Minghui	F	R	21 APR 1992	1.66 / 5'5"	58 / 128	Kunlun Red Star (CHN)	9 FEB 2025
10	WU Sijia	F	R	19 MAY 2007	1.66 / 5'5"	56 / 123	Beijing (CHN)	9 FEB 2025
13	ZHAO Qinan	D	L	29 AUG 1997	1.70 / 5'7"	61 / 134	Kunlun Red Star (CHN)	9 FEB 2025
16	HU Jiayi	F	R	30 SEP 2006	1.65 / 5'5"	56 / 123	Beijing (CHN)	9 FEB 2025
17	QU Yue	F	L	8 JAN 2004	1.72 / 5'8"	74 / 163	Kunlun Red Star (CHN)	9 FEB 2025
19	DU Sijia	D	R	7 AUG 2002	1.66 / 5'5"	60 / 132	Beijing (CHN)	9 FEB 2025
21	LIU Siyang	D	R	21 DEC 1995	1.68 / 5'6"	59 / 130	Beijing (CHN)	9 FEB 2025
23	FANG Xin	F	L	10 MAY 1994	1.70 / 5'7"	55 / 121	Kunlun Red Star (CHN)	9 FEB 2025
24	WANG Jiaxin	F	L	1 MAR 2006	1.63 / 5'4"	60 / 132	Kunlun Red Star (CHN)	9 FEB 2025
25	LIU Chunshuang	D	R	25 FEB 2004	1.73 / 5'8"	65 / 143	Beijing (CHN)	9 FEB 2025
26	GUAN Yingying	F	R	13 SEP 1995	1.67 / 5'6"	64 / 141	Beijing (CHN)	9 FEB 2025
28	YANG Jinglei	F	L	28 JUL 2005	1.72 / 5'8"	67 / 148	Kunlun Red Star (CHN)	9 FEB 2025
30	WANG Yuqing	GK	L	6 MAY 1994	1.69 / 5'7"	64 / 141	Kunlun Red Star (CHN)	9 FEB 2025
31	ZHANG Biyang	F	L	31 JUL 2007	1.63 / 5'4"	62 / 137	Beijing (CHN)	9 FEB 2025
39	LI Yiming	GK	L	9 APR 2001	1.78 / 5'10"	72 / 159	Hebei (CHN)	9 FEB 2025
49	LAI Guimin	GK	L	9 APR 2001	1.66 / 5'5"	64 / 141	Beijing (CHN)	9 FEB 2025
61	GAO Ziye	F	L	1 JUN 2002	1.73 / 5'8"	60 / 132	Hebei (CHN)	9 FEB 2025
66	LI Qianhua	D	L	6 JUN 2002	1.65 / 5'5"	63 / 139	Hebei (CHN)	9 FEB 2025
86	ZHAO Ziyu	F	R	16 MAY 2007	1.73 / 5'8"	62 / 137	Sichuan (CHN)	9 FEB 2025
94	WEN Lu	D	L	21 APR 1994	1.60 / 5'3"	58 / 128	Kunlun Red Star (CHN)	9 FEB 2025
98	ZHU Rui	F	L	23 APR 1998	1.62 / 5'4"	60 / 132	Kunlun Red Star (CHN)	9 FEB 2025

Team Average:

1.68 / 5'6" 62 / 137

Average Age:

24

Total: 20 players and 3 goalkeepers

Team Officials:

Function	Name	Nat.	Date of Birth	Function	Name	Nat.	Date of Birth
Head Coach:	REJA Daniel John	CAN	16 MAY 1976	Team Leader:	XU Wei	CHN	27 FEB 1960
Assistant Coach:	DANG Hong	CHN	28 JAN 1969	Equipment Manager:	LIU Yanchao	CHN	30 MAY 1996
Assistant Coach:	FITZGERALD Myles Floyd	CAN	26 AUG 1993	Doctor:	DU Wenliang	CHN	3 NOV 1952
Assistant Coach:	JIN Tairi	CHN	5 FEB 1978	Team Staff:	ZHAO Jianuan	CHN	21 FEB 1996

Note:

* Registration date of single players is only shown when different from Initial Registration date

Legend:

D	Defender	F	Forward	GK	Goalkeeper	L	Shoots or catches Left
No.	Jersey number	Pos.	Position	R	Shoots or catches Right		

Timing & Results provided by BORNAN

Team Roster

队伍名单

As of SUN 2 FEB 2025

Initial Registration 2 FEB 2025

HKG - Hong Kong, China

No.	Name	Pos.	Shoots/ Catches	Date of Birth	Height m / ft in	Weight kg / lbs	Club	Registration *
1	LLOREN Olivia Li	GK	L	16 OCT 2009	1.72 / 5'8"	51 / 112	Hong Kong Typhoons (HKG)	
2	TAM Wing Hei	D	R	28 JUN 2008	1.65 / 5'5"	56 / 123	WIHO (HKG)	
3	LI Ching Laam	F	R	25 MAR 2007	1.60 / 5'3"	47 / 104	WIHO (HKG)	
4	SO Hoi Kiu	D	L	23 NOV 2002	1.65 / 5'5"	65 / 143	WIHO (HKG)	
5	CHIM Agnes	D	L	13 JUL 2009	1.49 / 4'11"	44 / 97	Empire Sports (CAN)	
7	LAU Yeuk Ting	F	L	17 SEP 1995	1.68 / 5'6"	64 / 141	Queenbees (GBR)	
8	NG Renee Jasmine	F	R	10 AUG 2006	1.64 / 5'5"	60 / 132	Wilkes University (USA)	
9	KWOK Hoi Kei Ophelia	D	R	2 NOV 1992	1.53 / 5'0"	56 / 123	WIHO (HKG)	
10	IP Estelle Claudia	F	R	4 JUN 1996	1.58 / 5'2"	53 / 117	Queenbees (GBR)	
11	CHEUNG Wing Yan	F	R	30 DEC 2008	1.63 / 5'4"	52 / 115	WIHO (HKG)	
12	LI Adrienne May	F	R	28 DEC 1974	1.60 / 5'3"	52 / 115	WIHO (HKG)	
13	LEUNG Tsui Shan Aman	D	L	13 AUG 1977	1.63 / 5'4"	53 / 117	WIHO (HKG)	
14	TSUI Chi Yau Myra	D	L	5 JAN 2009	1.69 / 5'7"	55 / 121	Mississauga Hurricanes (CAN)	
16	CHEUNG Tsz Ching	F	L	23 NOV 1998	1.57 / 5'2"	52 / 115	WIHO (HKG)	
17	CHENG Man Ying Katrina	F	L	14 MAR 2007	1.64 / 5'5"	54 / 119	WIHO (HKG)	
18	HO Janice Qing Qing	D	L	20 JUL 2005	1.65 / 5'5"	60 / 132	WIHO (HKG)	
19	WONG Ka Wing	F	L	5 JAN 1996	1.62 / 5'4"	56 / 123	WIHO (HKG)	
21	FONG Chloe Beatriz	F	L	5 NOV 2009	1.60 / 5'3"	55 / 121	Ridley College (CAN)	
22	LAM Andrea Winola	D	R	22 SEP 2006	1.62 / 5'4"	48 / 106	Telford Wrekin Raiders (GBR)	
23	WONG Charleen	F	L	23 MAR 2006	1.64 / 5'5"	54 / 119	McMaster Women's Hockey (CAN)	
24	WANG Apple	F	R	26 FEB 2007	1.62 / 5'4"	53 / 117	WIHO (HKG)	
25	MOK Hei Lam	GK	L	8 SEP 2007	1.69 / 5'7"	50 / 110	WIHO (HKG)	

Team Average:

1.62 / 5'4" 54 / 119

Average Age:

23

Total: 20 players and 2 goalkeepers

Team Officials:

Function	Name	Nat.	Date of Birth	Function	Name	Nat.	Date of Birth
Head Coach:	HUCKO Petr	CZE	11 MAY 1992	General Manager:	LEUNG Kevin Kai-Wah	CAN	18 JUN 1973
Assistant Coach:	MASEK Jan	CZE	4 AUG 1997	Equipment Manager:	NG Ka Kin	HKG	13 OCT 1970
				Doctor:	LING Ka Kin Samuel	HKG	12 DEC 1982
				Doctor:	TSUI Wo Pong	HKG	25 SEP 1970
				Physiotherapist:	AU Kit Yi Kitty	HKG	16 SEP 1974
				Physiotherapist:	LUI Yee Shan	HKG	12 MAR 1997

Note:

* Registration date of single players is only shown when different from Initial Registration date

Legend:

D Defender F Forward GK Goalkeeper L Shoots or catches Left
No. Jersey number Pos. Position R Shoots or catches Right

Team Roster

队伍名单

As of SUN 9 FEB 2025

Initial Registration 2 FEB 2025

JPN - Japan

No.	Name	Pos.	Shoots/ Catches	Date of Birth	Height m / ft in	Weight kg / lbs	Club	Registration *
1	KAWAGUCHI Riko	GK	L	19 SEP 2004	1.66 / 5'5"	70 / 154	Daishin (JPN)	9 FEB 2025
2	KOIKE Shiori	D	L	21 MAR 1993	1.59 / 5'3"	56 / 123	DK Peregrine (JPN)	9 FEB 2025
3	SHIGA Aoi	D	L	4 JUL 1999	1.65 / 5'5"	64 / 141	Toyota Cygnus (JPN)	9 FEB 2025
5	YAMASHITA Shiori	D	L	28 APR 2002	1.58 / 5'2"	52 / 115	Seibu Princess Rabbits (JPN)	9 FEB 2025
6	SATO Kohane	D	L	16 MAR 2006	1.63 / 5'4"	62 / 137	Daishin (JPN)	9 FEB 2025
7	SEKI Kanami	D	L	23 JUN 2000	1.68 / 5'6"	64 / 141	Seibu Princess Rabbits (JPN)	9 FEB 2025
8	HOSOYAMADA Akane	D	R	9 MAR 1992	1.63 / 5'4"	62 / 137	DK Peregrine (JPN)	9 FEB 2025
10	YAMASHITA Hikaru	F	L	23 SEP 2000	1.57 / 5'2"	56 / 123	Seibu Princess Rabbits (JPN)	9 FEB 2025
15	UKITA Rui	F	L	6 JUN 1996	1.70 / 5'7"	70 / 154	Daishin (JPN)	9 FEB 2025
16	ENOMOTO Yoshino	F	R	22 SEP 1998	1.62 / 5'4"	59 / 130	Seibu Princess Rabbits (JPN)	9 FEB 2025
17	KUROSU Wakana	F	R	3 JUN 2000	1.61 / 5'3"	61 / 134	DK Peregrine (JPN)	9 FEB 2025
18	MAEDA Suzuka	F	R	16 OCT 1996	1.61 / 5'3"	54 / 119	DK Peregrine (JPN)	9 FEB 2025
19	ITO Makoto	F	L	2 MAY 2004	1.69 / 5'7"	67 / 148	Toyota Cygnus (JPN)	9 FEB 2025
20	KUROMARU Haruka	GK	L	29 MAR 2007	1.67 / 5'6"	54 / 119	Crystal Blades (JPN)	9 FEB 2025
22	KOYAMA Remi	F	R	17 JUL 2000	1.47 / 4'10"	52 / 115	Seibu Princess Rabbits (JPN)	9 FEB 2025
23	NORO Rio	F	R	15 MAY 2004	1.64 / 5'5"	60 / 132	Daishin (JPN)	9 FEB 2025
24	MIURA Mei	F	R	16 NOV 1998	1.62 / 5'4"	67 / 148	Toyota Cygnus (JPN)	9 FEB 2025
25	NORO Riri	F	L	15 MAY 2004	1.61 / 5'3"	58 / 128	Daishin (JPN)	9 FEB 2025
26	WAJIMA Yumeka	F	R	19 OCT 2002	1.56 / 5'1"	50 / 110	DK Peregrine (JPN)	9 FEB 2025
27	TADA Ai	F	L	4 APR 2006	1.60 / 5'3"	58 / 128	No Club	9 FEB 2025
29	MASUHARA Miyuu	GK	L	4 OCT 2001	1.57 / 5'2"	53 / 117	DK Peregrine (JPN)	9 FEB 2025

Team Average:

Average Age:

1.62 / 5'4" 59 / 130
24

Total: 18 players and 3 goalkeepers

Team Officials:

Function	Name	Nat.	Date of Birth	Function	Name	Nat.	Date of Birth
Head Coach:	IIZUKA Yuji	JPN	17 MAY 1974	Team Leader:	YAMAKAWA Sota	JPN	11 AUG 2000
Assistant Coach:	NAKAJIMAYA Yujiro	JPN	16 FEB 1971	Physiotherapist:	WAKO Tsutomu	JPN	25 JUL 1985
Goalkeeper Coach:	HARUNA Masahito	JPN	16 JUL 1973				

Note:

* Registration date of single players is only shown when different from Initial Registration date

Legend:

D Defender F Forward GK Goalkeeper L Shoots or catches Left
No. Jersey number Pos. Position R Shoots or catches Right

Team Roster

队伍名单

As of SUN 2 FEB 2025

Initial Registration 2 FEB 2025

KAZ - Kazakhstan

No.	Name	Pos.	Shoots/ Catches	Date of Birth	Height m / ft in	Weight kg / lbs	Club	Registration *
1	FEOKTISTOVA Zlatotsveta	GK	L	29 JAN 2007	1.57 / 5'2"	55 / 121	Torpedo Ust-Kamenogorsk (KAZ)	
2	VORONOVA Alexandra	D	L	4 MAY 1998	1.72 / 5'8"	65 / 143	Tomiris Astana (KAZ)	
3	SAYAKHATKYZY Munira	F	L	9 SEP 2003	1.61 / 5'3"	55 / 121	Torpedo Ust-Kamenogorsk (KAZ)	
4	MESKINI Katrin	D	L	18 AUG 2005	1.76 / 5'9"	66 / 146	Torpedo Ust-Kamenogorsk (KAZ)	
5	ALDABERGENOVA Malika	F	L	5 MAY 1998	1.68 / 5'6"	68 / 150	Aisulu Almaty (KAZ)	
7	ASHIMOVA Pernesh	F	L	29 JUL 1996	1.54 / 5'1"	54 / 119	Aisulu Almaty (KAZ)	
8	FILIMONOVA Nadezhda	F	L	11 FEB 1997	1.60 / 5'3"	60 / 132	Tomiris Astana (KAZ)	
9	MOLDABAY Dariya	D	L	23 JAN 1993	1.65 / 5'5"	68 / 150	Tomiris Astana (KAZ)	
10	SHEGAY Alexandra	F	R	11 JUN 2001	1.55 / 5'1"	52 / 115	Tomiris Astana (KAZ)	
11	YAKOVLEVA Polina	D	L	28 NOV 2006	1.68 / 5'6"	61 / 134	Torpedo Ust-Kamenogorsk (KAZ)	
12	SAYAKHATKYZY Dilnaz	F	L	9 SEP 2003	1.60 / 5'3"	57 / 126	Torpedo Ust-Kamenogorsk (KAZ)	
13	TURSYNOVA Madina	D	L	13 NOV 1996	1.61 / 5'3"	60 / 132	Aisulu Almaty (KAZ)	
14	SVIRIDOVA Larissa	F	L	23 SEP 1985	1.65 / 5'5"	54 / 119	Aisulu Almaty (KAZ)	
15	PYATKOVA Anna	D	L	2 SEP 2001	1.73 / 5'8"	78 / 172	Aisulu Almaty (KAZ)	
17	OLZHABAYEVA Aida	D	L	1 MAY 1997	1.61 / 5'3"	53 / 117	Aisulu Almaty (KAZ)	
18	ORAZBAYEVA Anastassiya	F	L	8 AUG 1994	1.60 / 5'3"	57 / 126	Tomiris Astana (KAZ)	
19	IVANCHENKO Alina	F	R	23 DEC 2001	1.66 / 5'5"	56 / 123	Aisulu Almaty (KAZ)	
20	CHSHYOKOLOVA Arina	GK	L	17 MAR 1999	1.65 / 5'5"	65 / 143	Tomiris Astana (KAZ)	
21	BUTORINA Yuliya	D	L	17 JAN 1995	1.65 / 5'5"	58 / 128	Tomiris Astana (KAZ)	
22	ZUBKOVA Sofiya	F	R	7 JAN 2008	1.60 / 5'3"	55 / 121	Torpedo Ust-Kamenogorsk (KAZ)	
23	KOROLEVA Tatyana	F	R	29 MAR 1986	1.56 / 5'1"	63 / 139	Aisulu Almaty (KAZ)	
24	KUTSENKO Yekaterina	F	L	15 AUG 2001	1.65 / 5'5"	68 / 150	Tomiris Astana (KAZ)	
25	GOVTVVA Polina	GK	R	23 NOV 2002	1.60 / 5'3"	60 / 132	Torpedo Ust-Kamenogorsk (KAZ)	

Team Average:

1.63 / 5'4" 60 / 132

Average Age:

25

Total: 20 players and 3 goalkeepers

Team Officials:

Function	Name	Nat.	Date of Birth	Function	Name	Nat.	Date of Birth
Head Coach:	TEBENKOV Alexandr	KAZ	12 NOV 1988	General Manager:	SAZONOVA Viktoriya	KAZ	30 AUG 1983
Assistant Coach:	DMITRIYEVA Darya	KAZ	18 NOV 1990	Team Leader:	KAIPBERGENOVA Nargiza	KAZ	5 APR 1990
Assistant Coach:	ORAZBAYEV Zhassulan	KAZ	21 DEC 1988	Equipment Manager:	ZHALMISHEV Ablay	KAZ	3 JAN 1990
				Doctor:	FADEYEVA Yekaterina	KAZ	13 JUL 1976

Note:

* Registration date of single players is only shown when different from Initial Registration date

Legend:

D	Defender	F	Forward	GK	Goalkeeper	L	Shoots or catches Left
No.	Jersey number	Pos.	Position	R	Shoots or catches Right		

Timing & Results provided by BORNAN

Team Roster

队伍名单

As of SUN 2 FEB 2025

Initial Registration 2 FEB 2025

KOR - Republic of Korea

No.	Name	Pos.	Shoots/ Catches	Date of Birth	Height m / ft in	Weight kg / lbs	Club	Registration *
1	PARK Jongju	GK	L	17 FEB 1994	1.52 / 5'0"	55 / 121	Suwon City Hall (KOR)	
2	SONG Heeoh	D	R	1 MAR 2007	1.63 / 5'4"	52 / 115	Tiger Sharks (KOR)	
3	EOM Suyeon	F	R	1 FEB 2001	1.60 / 5'3"	58 / 128	University of Ottawa (CAN)	
4	PARK Minae	F	L	26 APR 2005	1.62 / 5'4"	59 / 130	Suwon City Hall (KOR)	
5	LEE Sojung	D	L	8 MAR 2002	1.68 / 5'6"	60 / 132	Suwon City Hall (KOR)	
6	KANG Nara	F	R	30 SEP 2002	1.60 / 5'3"	55 / 121	Suwon City Hall (KOR)	
7	PARK Ye Eun	D	R	28 MAY 1996	1.62 / 5'4"	56 / 123	Suwon City Hall (KOR)	
8	KIM Selin	D	L	3 APR 2000	1.57 / 5'2"	65 / 143	Suwon City Hall (KOR)	
9	PARK Jongah	F	L	13 JUN 1996	1.61 / 5'3"	56 / 123	Suwon City Hall (KOR)	
10	CHOI Jiyeon	F	L	21 AUG 1998	1.58 / 5'2"	60 / 132	Suwon City Hall (KOR)	
11	KIM Dowon	D	R	10 JUN 2004	1.58 / 5'2"	55 / 121	Ice Avengers (KOR)	
12	JUNG Yewon	F	R	12 FEB 2001	1.63 / 5'4"	47 / 104	Zenith Frauen (KOR)	
13	LEE Eunji	F	R	8 MAR 2001	1.60 / 5'3"	57 / 126	Suwon City Hall (KOR)	
15	PARK Juyeon	D	L	28 JAN 2008	1.71 / 5'7"	60 / 132	Zenith Frauen (KOR)	
16	LEE Eunji	F	L	1 FEB 2005	1.71 / 5'7"	63 / 139	Mokdong Hurricanes (KOR)	
17	HAN Soojin	F	R	22 SEP 1987	1.59 / 5'3"	64 / 141	Suwon City Hall (KOR)	
18	HAN Yuan	F	L	17 SEP 2008	1.63 / 5'4"	55 / 121	Ontario Hockey Academy (CAN)	
19	PARK Jiyeon	F	R	3 SEP 2001	1.78 / 5'10"	68 / 150	Suwon City Hall (KOR)	
20	BAE Jeongyeon	GK	L	21 SEP 2007	1.62 / 5'4"	59 / 130	Mokdong Hurricanes (KOR)	
22	JUNG Siyun	F	R	8 SEP 2000	1.58 / 5'2"	58 / 128	Suwon City Hall (KOR)	
23	KIM Minseo	D	R	22 FEB 2007	1.60 / 5'3"	59 / 130	Ontario Hockey Academy (CAN)	
24	KANG Sihyun	D	R	13 JAN 2004	1.63 / 5'4"	57 / 126	Norwich University (USA)	
25	KIM Yeonju	GK	L	1 DEC 2005	1.59 / 5'3"	50 / 110	Mokdong Hurricanes (KOR)	

Team Average:

1.62 / 5'4" 58 / 128

Average Age:

23

Total: 20 players and 3 goalkeepers

Team Officials:

Function	Name	Nat.	Date of Birth	Function	Name	Nat.	Date of Birth
Head Coach:	KIM Doyun	KOR	18 SEP 1980	General Manager:	KOO Jeewoo	KOR	8 FEB 2000
Assistant Coach:	Kim Taegyum	KOR	19 SEP 1993	Equipment Manager:	CHEON Munsung	KOR	9 SEP 1990
Goalkeeper Coach:	MOON Younghoe	KOR	2 OCT 1982	Physiotherapist:	KIM Dongjin	KOR	24 MAR 1987
Video Coach:	PARK Sanghyun	KOR	26 MAY 1991				

Note:

* Registration date of single players is only shown when different from Initial Registration date

Legend:

D Defender F Forward GK Goalkeeper L Shoots or catches Left
No. Jersey number Pos. Position R Shoots or catches Right

Team Roster

队伍名单

As of SUN 2 FEB 2025

Initial Registration 2 FEB 2025

THA - Thailand

No.	Name	Pos.	Shoots/ Catches	Date of Birth	Height m / ft in	Weight kg / lbs	Club	Registration *
1	KUNTHADAPAKORN Thamida	GK	L	4 AUG 2006	1.72 / 5'8"	59 / 130	Bangkok Warriors (THA)	
2	WATTANAKULCHAROENCHAI Wilaksaya	GK	L	20 JUL 1994	1.63 / 5'4"	74 / 163	Zeus Bangkok (THA)	
3	LOYKULNANT Nisthanant	D	R	13 FEB 2004	1.55 / 5'1"	46 / 101	Canstar Rangers (THA)	
5	BOONYUBOL Varachanant	F	R	26 SEP 1988	1.60 / 5'3"	54 / 119	Zeus Bangkok (THA)	
6	POTHONG Avita	F	R	10 AUG 2006	1.60 / 5'3"	50 / 110	Ice Breakers (THA)	
7	THAMMA Supitsara	F	R	5 AUG 2006	1.58 / 5'2"	47 / 104	Greatest Ice (THA)	
8	KHANPAKDEE Phraephailin	F	R	13 APR 2003	1.64 / 5'5"	55 / 121	25G (THA)	
9	VORAWAT Pacharamon	F	R	23 OCT 2007	1.63 / 5'4"	53 / 117	Nakaraj (THA)	
10	SIRIVIKUL Woranittha	F	L	13 SEP 2006	1.62 / 5'4"	55 / 121	Bangkok Warriors (THA)	
11	DEJTHAI Prim	D	R	18 OCT 2007	1.64 / 5'5"	64 / 141	25G (THA)	
12	SORNPROM Pattranid	F	R	26 DEC 2006	1.60 / 5'3"	52 / 115	Bangkok Warriors (THA)	
13	KOSANUNT Apichaya	F	R	3 NOV 2006	1.65 / 5'5"	50 / 110	Bangkok Warriors (THA)	
14	CHIMPRADID Marisa	D	R	3 JUL 2007	1.66 / 5'5"	56 / 123	Bangkok Warriors (THA)	
15	SAKCHAICHAROENKUL Pawarisa	F	L	17 DEC 2006	1.67 / 5'6"	53 / 117	25G (THA)	
16	RATTANANAI Wirasinee	F	R	20 NOV 1995	1.67 / 5'6"	60 / 132	Bangkok Warriors (THA)	
17	POKA Rinrada	F	R	24 NOV 2004	1.63 / 5'4"	50 / 110	Grizzly (THA)	
18	KHANPAKDEE Phraephloi	F	R	13 APR 2003	1.61 / 5'3"	55 / 121	25G (THA)	
19	PANYAMANEERAT Suwipa	D	R	31 MAR 2005	1.65 / 5'5"	64 / 141	25G (THA)	
21	YANNAKORNTHANAPUNT Thipwarintorn	F	R	14 MAY 2006	1.75 / 5'9"	63 / 139	Bangkok Warriors (THA)	
22	SAENTES Kanpitcha	D	R	21 MAY 2005	1.56 / 5'1"	80 / 176	IHAT (THA)	
23	JITTRESIN Sirikarn	D	L	14 SEP 1983	1.60 / 5'3"	64 / 141	Panther (THA)	
24	SRICHAMNONG Jaravee	D	R	25 JUL 1998	1.61 / 5'3"	73 / 161	Zeus Bangkok (THA)	

Team Average:

1.63 / 5'4" 58 / 128

Average Age:

22

Total: 20 players and 2 goalkeepers

Team Officials:

Function	Name	Nat.	Date of Birth	Function	Name	Nat.	Date of Birth
Head Coach:	RAWLYK Rory Joseph	CAN	9 SEP 1983	Team Leader:	KASEMSUNT Krisada	THA	1 JAN 1950
Assistant Coach:	PROMDIRAT Kritsana	THA	22 JUN 1979	Physiotherapist:	SAE-TANG Chanida	THA	20 NOV 1990
				Team Staff:	HONGSWADHI Pongsaya	THA	26 APR 1969
				Team Staff:	INBUA Nisarath	THA	22 OCT 1988

Note:

* Registration date of single players is only shown when different from Initial Registration date

Legend:

D	Defender	F	Forward	GK	Goalkeeper	L	Shoots or catches Left
No.	Jersey number	Pos.	Position	R	Shoots or catches Right		

Team Roster

队伍名单

As of SUN 2 FEB 2025

Initial Registration 2 FEB 2025

TPE - Chinese Taipei

No.	Name	Pos.	Shoots/ Catches	Date of Birth	Height m / ft in	Weight kg / lbs	Club	Registration *
2	HUANG Min-Chuan	D	L	15 JAN 1999	1.60 / 5'3"	59 / 130	Girl Power (TPE)	
3	LIN Yang-Chi	D	R	16 APR 2002	1.69 / 5'7"	64 / 141	Universal Shark (TPE)	
4	SHA Yun-Yun	D	L	9 JAN 2004	1.60 / 5'3"	65 / 143	Girl Power (TPE)	
5	YEH Pei-Han	F	R	5 OCT 2004	1.53 / 5'0"	50 / 110	Icemen (TPE)	
6	LIU Chih-Lin	D	L	11 AUG 1995	1.64 / 5'5"	56 / 123	Silver Monster (TPE)	
8	KAO Wei-Ting	D	R	4 DEC 2005	1.65 / 5'5"	65 / 143	Leopards (TPE)	
9	TAO Sing-Lin	F	R	22 DEC 2001	1.58 / 5'2"	51 / 112	Girl Power (TPE)	
10	HUANG Yun-Chu	F	R	15 JUN 2003	1.56 / 5'1"	55 / 121	Valkyrie (TPE)	
14	LIU Yen-Wei	F	L	6 JAN 2007	1.60 / 5'3"	54 / 119	Girl Power (TPE)	
16	HSIEH Chih-Chen	F	R	30 SEP 1997	1.50 / 4'11"	50 / 110	Girl Power (TPE)	
18	YEH Hui-Chen	F	L	27 AUG 1999	1.63 / 5'4"	64 / 141	Girl Power (TPE)	
19	CHANG En-Wei	F	R	19 OCT 2002	1.65 / 5'5"	64 / 141	Icemen (TPE)	
21	CHANG En-Ni	F	R	23 JUL 2004	1.65 / 5'5"	57 / 126	Girl Power (TPE)	
23	LIN Chieh-Yun	F	L	17 FEB 2007	1.62 / 5'4"	45 / 99	No Club	
28	HSU Yu-Tong	D	R	22 NOV 2005	1.62 / 5'4"	58 / 128	Leopards (TPE)	
30	HSU Ting-Yu	F	L	29 OCT 2000	1.64 / 5'5"	60 / 132	Girl Power (TPE)	
31	WANG Yun-Tzu	GK	L	19 NOV 1997	1.60 / 5'3"	73 / 161	Silver Monster (TPE)	
33	HSU Tzu-Ting	GK	L	27 JUN 1995	1.65 / 5'5"	60 / 132	Girl Power (TPE)	
68	WU Ji-Cih	F	L	12 JUL 2006	1.73 / 5'8"	66 / 146	Valkyrie (TPE)	
69	TAN Su-Ting	F	R	20 JUN 2002	1.60 / 5'3"	60 / 132	Girl Power (TPE)	

Team Average:

1.62 / 5'4" 59 / 130

Average Age:

22

Total: 18 players and 2 goalkeepers

Team Officials:

Function	Name	Nat.	Date of Birth	Function	Name	Nat.	Date of Birth
Head Coach:	HUANG Jen-Hung	TPE	4 JAN 1984	Physiotherapist:	LIAO Wei-Chu	TPE	19 DEC 1993
Assistant Coach:	HSIEH Chen-Guang	TPE	15 JAN 1982				

Note:

* Registration date of single players is only shown when different from Initial Registration date

Legend:

D	Defender	F	Forward	GK	Goalkeeper	L	Shoots or catches Left
No.	Jersey number	Pos.	Position	R	Shoots or catches Right		

Game Roster

比赛名单

THA - TPE

Referees

LEE Kyung Sun (KOR) , WAN Mei Wah (MAS)

Linespersons

MATSUO Kumiko (JPN) , ZHANG Wenxi (CHN)

Goalkeepers

Team: THA

No.	Name	GP	MIP	GA	SVS	SOG	SVS%	GAA
1	KUNTHADAPAKORN Thamida	0	00:00	0	0	0	0.00	0.00
2	WATTHANAKULCHARO ENCHAI Wilaksaya	0	00:00	0	0	0	0.00	0.00

Team Roster

Team: THA (Blue)

No.	Pos.	Name	GP	G	A	PTS	PIM	+/-
1	GK	KUNTHADAPAKORN Thamida	0	0	0	0	0	
2	GK	WATTHANAKULCHAROENC HAI Wilaksaya	0	0	0	0	0	
3	D	LOYKULNANT Nisthanant	0	0	0	0	0	0
5	F	BOONYUBOL Varachanant	0	0	0	0	0	0
6	F	POTHONG Avita	0	0	0	0	0	0
7	F	THAMMA Supitsara	0	0	0	0	0	0
8	F	KHANPAKDEE Phraephailin	0	0	0	0	0	0
9	F	VORAWAT Pacharamon	0	0	0	0	0	0
10	F	SIRIVIKUL Woranittha	0	0	0	0	0	0
11	D	DEJTHAI Prim	0	0	0	0	0	0
12	F	SORNPROM Pattranid	0	0	0	0	0	0
13	F	KOSANUNT Apichaya	0	0	0	0	0	0
14	D	CHIMPRADID Marisa	0	0	0	0	0	0
15	F	SAKCHAICHAROENKUL Pawarisa	0	0	0	0	0	0
16	F	RATTANANAI Wirasinee	0	0	0	0	0	0
17	F	POKA Rinrada	0	0	0	0	0	0
18	F	KHANPAKDEE Phraephloi	0	0	0	0	0	0
19	D	PANYAMANEERAT Suwipa	0	0	0	0	0	0
21	F	YANNAKORNTHANAPUNT Thipwarintorn	0	0	0	0	0	0
22	D	SAENTES Kanpittha	0	0	0	0	0	0
23	D	JITTRESIN Sirikarn	0	0	0	0	0	0
24	D	SRICHAMNONG Jaravee	0	0	0	0	0	0

Head Coach: RAWLYK Rory Joseph

Team: TPE

No.	Name	GP	MIP	GA	SVS	SOG	SVS%	GAA
31	WANG Yun-Tzu	0	00:00	0	0	0	0.00	0.00
33	HSU Tzu-Ting	0	00:00	0	0	0	0.00	0.00

Team: TPE (White)

No.	Pos.	Name	GP	G	A	PTS	PIM	+/-
2	D	HUANG Min-Chuan	0	0	0	0	0	0
3	D	LIN Yang-Chi	0	0	0	0	0	0
4	D	SHA Yun-Yun	0	0	0	0	0	0
5	F	YEH Pei-Han	0	0	0	0	0	0
6	D	LIU Chih-Lin	0	0	0	0	0	0
8	D	KAO Wei-Ting	0	0	0	0	0	0
9	F	TAO Sing-Lin	0	0	0	0	0	0
10	F	HUANG Yun-Chu	0	0	0	0	0	0
14	F	LIU Yen-Wei	0	0	0	0	0	0
16	F	HSIEH Chih-Chen	0	0	0	0	0	0
18	F	YEH Hui-Chen	0	0	0	0	0	0
19	F	CHANG En-Wei	0	0	0	0	0	0
21	F	CHANG En-Ni	0	0	0	0	0	0
23	F	LIN Chieh-Yun	0	0	0	0	0	0
28	D	HSU Yu-Tong	0	0	0	0	0	0
30	F	HSU Ting-Yu	0	0	0	0	0	0
31	GK	WANG Yun-Tzu	0	0	0	0	0	
33	GK	HSU Tzu-Ting	0	0	0	0	0	
68	F	WU Ji-Cih	0	0	0	0	0	0
69	F	TAN Su-Ting	0	0	0	0	0	0

Head Coach: HUANG Jen-Hung

Legend:

+/-	Plus/minus net	A	Assists	D	Defender	F	Forward
G	Goals	GA	Goals against	GAA	Goals against as average per 60 minutes	GK	Goalkeeper
GP	Games played	MIP	Minutes and seconds played	No.	Jersey number	PIM	Penalties in minutes
Pos.	Position	PTS	Points	SOG	Shots on goal	SVS	Saves
SVS%	Saves in percentage						

Line-Ups 阵容

THA - TPE

Referees

LEE Kyung Sun (KOR), WAN Mei Wah (MAS)

Linespersons

MATSUO Kumiko (JPN), ZHANG Wenxi (CHN)

Goalkeepers

Team: THA

No.	Name
1	KUNTHADAPAKORN Thamida
2	WATTHANAKULCHAROENCHAI Wilaksaya

Team: TPE

No.	Name
31	WANG Yun-Tzu
33	HSU Tzu-Ting

Team Line-ups

Team: THA (Blue)

No.	Pos.	Name
19	D	PANYAMANEERAT Suwipa
23	D	JITTRESIN Sirikarn +A
7	F	THAMMA Supitsara
13	F	KOSANUNT Apichaya
21	F	YANNAKORNTHANAPUNT Thipwarintorn +C
11	D	DEJTHAI Prim
14	D	CHIMPRADID Marisa
6	F	POTHONG Avita
9	F	VORAWAT Pacharamon
15	F	SAKCHAICHAROENKUL Pawarisa +A
3	D	LOYKULNANT Nisthanant
22	D	SAENTES Kanpitcha
5	F	BOONYUBOL Varachanant
16	F	RATTANANAI Wirasinee
17	F	POKA Rinrada
24	D	SRICHAMNONG Jaravee
8	F	KHANPAKDEE Phraephailin
10	F	SIRIVIKUL Woranittha
12	F	SORNPROM Pattranid
18	F	KHANPAKDEE Phraephloi

Head Coach: RAWLYK Rory Joseph

Team: TPE (White)

No.	Pos.	Name
3	D	LIN Yang-Chi +C
28	D	HSU Yu-Tong
10	F	HUANG Yun-Chu
21	F	CHANG En-Ni
69	F	TAN Su-Ting
4	D	SHA Yun-Yun
6	D	LIU Chih-Lin
16	F	HSIEH Chih-Chen +A
18	F	YEH Hui-Chen
19	F	CHANG En-Wei
2	D	HUANG Min-Chuan +A
8	D	KAO Wei-Ting
23	F	LIN Chieh-Yun
30	F	HSU Ting-Yu
68	F	WU Ji-Cih
5	F	YEH Pei-Han
9	F	TAO Sing-Lin
14	F	LIU Yen-Wei

Head Coach: HUANG Jen-Hung

Legend:

+A	Alternate Captain	+C	Captain	D	Defender	F	Forward
No.	Jersey number	Pos.	Position				

Graphical Line-ups

阵容图

THA - TPE

Referees

LEE Kyung Sun (KOR) , WAN Mei Wah (MAS)

Linespersons

MATSUO Kumiko (JPN) , ZHANG Wenxi (CHN)

Team: THA - Thailand (Blue)

Head Coach: RAWLYK Rory Joseph

S1 1 KUNTHADAPAKORN Thamida		
2 WATTANAKULCHAROENCHAI Wilaksaya		
S5 13 KOSANUNT Apichaya	S6 21 YANNAKORNTHANAPUNT Thipwarintorn +C	S4 7 THAMMA Supitsara
S2 19 PANYAMANEERAT Suwipa		S3 23 JITTRESIN Sirikarn +A
9 VORAWAT Pacharamon	6 POTHONG Avita	15 SAKCHAICHAROENKUL Pawarisa +A
11 DEJTHAI Prim		14 CHIMPRADID Marisa
5 BOONYUBOL Varachanant	17 POKA Rinrada	16 RATTANANAI Wirasinee
22 SAENTES Kanpitcha		3 LOYKULNANT Nisthanant
8 KHANPAKDEE Phraephailin	18 KHANPAKDEE Phraephloi	10 SIRIVIKUL Woranittha
24 SRICHAMNONG Jaravee		12 SORNPROM Pattranid

Team: TPE - Chinese Taipei (White)

Head Coach: HUANG Jen-Hung

S1 33 HSU Tzu-Ting		
31 WANG Yun-Tzu		
S4 10 HUANG Yun-Chu	S5 21 CHANG En-Ni	S6 69 TAN Su-Ting
S2 3 LIN Yang-Chi +C		S3 28 HSU Yu-Tong
18 YEH Hui-Chen	19 CHANG En-Wei	16 HSIEH Chih-Chen +A
4 SHA Yun-Yun		6 LIU Chih-Lin
23 LIN Chieh-Yun	30 HSU Ting-Yu	68 WU Ji-Cih
2 HUANG Min-Chuan +A		8 KAO Wei-Ting
9 TAO Sing-Lin	14 LIU Yen-Wei	5 YEH Pei-Han

Legend:

+A Alternate Captain

+C Captain

Sn

Starting position

Timing & Results provided by BORNAN



MON 3 FEB 2025
Start Time 15:30
End Time 17:35

Game Summary
比赛总结

THA - TPE 1 - 4 (0 - 2 , 1 - 1 , 0 - 1)

Spectators	Referees	Linespersons
1133	LEE Kyung Sun (KOR) , WAN Mei Wah (MAS)	MATSUO Kumiko (JPN) , ZHANG Wenxi (CHN)

Team Statistics

Period	Score	SVS	SOG	PIM	TPP	PPG	SHG
1	0 : 2	15 : 5	5 : 17	4 : 4	04:00 : 01:06	0 : 2	0 : 0
2	1 : 1	10 : 5	6 : 11	2 : 2	02:00 : 02:00	0 : 0	0 : 0
3	0 : 1	13 : 4	4 : 14	2 : 2	01:24 : 02:00	0 : 0	0 : 1
Total	1 : 4	38 : 14	15 : 42	8 : 8	07:24 : 05:06	0 : 2	0 : 1

1st Period

Action	Time	ET/Res	Team	Type	No.	Name	(G)	Name of Assistant(s) / Action Description
GK	00:00		THA		1	KUNTHADAPAKORN T		- Goalkeeper in
GK	00:00		TPE		33	HSU Tzu-Ting		- Goalkeeper in
Penalty	02:55	04:55	TPE	2 min.	23	LIN Chieh-Yun		- Interference
Penalty	06:38	08:38	TPE	2 min.	4	SHA Yun-Yun		- Tripping
Penalty	16:29	17:16	THA	2 min.	19	PANYAMANEERAT S		- Tripping
Goal	17:16	0 : 1	TPE	PP1	21	CHANG En-Ni	(1)	28 HSU Yu-Tong On Ice THA 1 11 13 14 15 69 TAN Su-Ting TPE 33 3 10 21 28 69 *
Penalty	17:54	18:13	THA	2 min.	23	JITTRESIN Sirikarn		- Hooking
Goal	18:13	0 : 2	TPE	PP1	10	HUANG Yun-Chu	(1)	28 HSU Yu-Tong On Ice THA 1 11 13 19 21 21 CHANG En-Ni TPE 33 3 10 21 28 69 *

2nd Period

Action	Time	ET/Res	Team	Type	No.	Name	(G)	Name of Assistant(s) / Action Description
Penalty	30:04	32:04	TPE	2 min.	-	Team penalty		- Too Many Players / Served by: 30 HSU Ting-Yu
Penalty	30:18		THA	PS	21	YANNAKORNTHANAPUNT		- Tripping / Served by: 5 BOONYUBOL V
PS miss	30:18		TPE	PS	5	YEH Pei-Han		
Penalty	32:21	34:21	THA	2 min.	23	JITTRESIN Sirikarn		- Cross-Checking
Goal	34:32	0 : 3	TPE	EQ	68	WU Ji-Cih	(1)	18 YEH Hui-Chen On Ice THA 1 11 13 14 21 23 6 LIU Chih-Lin TPE 33 6 16 18 19 68
Goal	39:02	1 : 3	THA	EQ	21	YANNAKORNTHANAPUNT	(1)	9 VORAWAT On Ice THA 1 9 15 19 21 23 Pacharamon TPE 33 2 8 14 16 68 19 PANYAMANEERAT S

3rd Period

Action	Time	ET/Res	Team	Type	No.	Name	(G)	Name of Assistant(s) / Action Description
Penalty	48:38	50:38	THA	2 min.	3	LOYKULNANT N		- Hooking
Time-out	58:05		THA					
Penalty	58:36	60:00	TPE	2 min.	19	CHANG En-Wei		- Elbowing
GK	58:46		THA					1 KUNTHADAPAKORN T - Goalkeeper out
Goal	59:01	1 : 4	TPE	SH1 ENG	2	HUANG Min-Chuan	(1)	On Ice THA 6 7 13 15 19 21 TPE 33 2 3 10 21
GK	59:01		THA		1	KUNTHADAPAKORN T		- Goalkeeper in
GK	60:00		THA					1 KUNTHADAPAKORN T - Goalkeeper out
GK	60:00		TPE					33 HSU Tzu-Ting - Goalkeeper out

Goalkeeper Records

Team : THA - Thailand

Team : TPE - Chinese Taipei

No.	Name	SOG	SVS	MIP	No.	Name	SOG	SVS	MIP
1	KUNTHADAPAKORN Thamida	41	38	59:45	33	HSU Tzu-Ting	15	14	60:00
2	WATTANAKULCHAROENCHAI Wilaksaya				31	WANG Yun-Tzu			



MON 3 FEB 2025
Start Time 15:30
End Time 17:35

Preliminary round - Group B, Game 1
小组赛轮次 - B组, 比赛 1

Game Statistics

Team : THA (Blue)

Head Coach : RAWLYK Rory Joseph

Head Coach : RAWLYK Rory Joseph										Shots on Goal					Time on Ice								
No.	Pos.	Name	G	A	P	PIM	FO+	FO-	FO+/-	FO%	1	2	3	OT	TS	+/-	1	2	3	OT	TOT	SHF	AVG
7	F	THAMMA Supitsara	0	0	0	0	0	0	0	0.00	2	3	2		7	-1	10:15	10:55	11:24		32:34	22	1:28
13	F	KOSANUNT Apichaya	0	0	0	0	0	1	-1	0.00	0	0	0		0	-2	8:26	10:32	9:41		28:39	19	1:30
19	D	PANYAMANEERAT Suwipa	0	1	1	2	0	0	0	0.00	0	0	0		0	0	11:20	12:10	13:58		37:28	17	2:12
21	F	YANNAKORNTHANAPUNT Thipwarintorn +C	1	0	1	0	8	9	-1	47.06	2	3	1		6	-1	11:18	12:32	12:35		36:25	22	1:39
23	D	JITTRESIN Sirikarn +A	0	0	0	4	0	0	0	0.00	0	0	0		0	0	8:27	11:08	12:35		32:10	16	2:00
6	F	POTHONG Avita	0	0	0	0	6	12	-6	33.33	0	0	1		1	-1	10:57	10:10	7:39		28:46	19	1:30
9	F	VORAWAT Pacharamon	0	1	1	0	0	0	0	0.00	1	0	0		1	+1	7:44	4:55	6:25		19:04	13	1:28
11	D	DEJTHAI Prim	0	0	0	0	0	0	0	0.00	0	0	0		0	-1	8:06	7:34	6:09		21:49	14	1:33
14	D	CHIMPRADID Marisa	0	0	0	0	0	0	0	0.00	0	0	0		0	-1	7:29	7:23	5:51		20:43	13	1:35
15	F	SAKCHAICHAROENKUL Pawarisa +A	0	0	0	0	1	5	-4	16.67	0	0	0		0	0	7:47	6:07	7:23		21:17	16	1:19
3	D	LOYKULNANT Nisthanant	0	0	0	2	0	0	0	0.00	0	0	0		0	0	0:00	0:00	1:48		1:48	3	0:36
5	F	BOONYUBOL Varachanant	0	0	0	0	0	0	0	0.00	0	0	0		0	0	0:00	0:00	0:00		0:00	0	0:00
16	F	RATTANANAI Wirasinee	0	0	0	0	0	0	0	0.00	0	0	0		0	0	3:29	4:16	2:47		10:32	8	1:19
17	F	POKA Rinrada	0	0	0	0	0	0	0	0.00	0	0	0		0	0	3:36	0:18	0:00		3:54	4	0:58
22	D	SAENTES Kanpitcha	0	0	0	0	0	0	0	0.00	0	0	0		0	0	0:00	0:00	0:00		0:00	0	0:00
8	F	KHANPAKDEE Phraephailin	0	0	0	0	0	0	0	0.00	0	0	0		0	0	0:00	0:00	0:00		0:00	0	0:00
10	F	SIRIVIKUL Woranittha	0	0	0	0	0	0	0	0.00	0	0	0		0	0	0:00	0:00	0:00		0:00	0	0:00
12	F	SORNPROM Pattranid	0	0	0	0	0	0	0	0.00	0	0	0		0	0	0:00	0:00	0:00		0:00	0	0:00
18	F	KHANPAKDEE Phraephloi	0	0	0	0	0	0	0	0.00	0	0	0		0	0	0:00	0:00	0:00		0:00	0	0:00
24	D	SRICHAMNONG Jaravee	0	0	0	0	0	0	0	0.00	0	0	0		0	0	0:00	0:00	0:00		0:00	0	0:00
1	GK	KUNTHADAPAKORN Thamida	0	0	0	0					0	0	0		0								
2	GK	WATTHANAKULCHAROENCHAI Wilaksaya	0	0	0	0					0	0	0		0								
Total			1	2	3	8	15	27	-12	35.71	5	6	4		15								

Team : TPE (White)

Head Coach : HUANG Jen-Hung

Head Coach : HUANG Jen-Hung										Shots on Goal						Time on Ice							
No.	Pos.	Name	G	A	P	PIM	FO+	FO-	FO+/-	FO%	1	2	3	OT	TS	+/-	1	2	3	OT	TOT	SHF	AVG
3	D	LIN Yang-Chi +C	0	0	0	0	0	0	0	0.00	2	0	0		2	+1	7:26	7:17	8:26		23:09	18	1:17
10	F	HUANG Yun-Chu	1	0	1	0	0	0	0	0.00	4	2	1		7	+1	4:03	5:47	6:14		16:04	14	1:08
21	F	CHANG En-Ni	1	1	2	0	7	2	5	77.78	4	3	1		8	+1	4:57	6:12	7:49		18:58	15	1:15
28	D	HSU Yu-Tong	0	2	2	0	0	0	0	0.00	2	0	0		2	0	5:11	6:56	5:36		17:43	15	1:10
69	F	TAN Su-Ting	0	1	1	0	4	0	4	100.00	0	0	1		1	0	5:11	5:38	7:16		18:05	15	1:12
4	D	SHA Yun-Yun	0	0	0	2	0	0	0	0.00	0	1	0		1	0	6:54	6:55	5:34		19:23	15	1:17
6	D	LIU Chih-Lin	0	1	1	0	0	0	0	0.00	1	1	1		3	+1	5:42	6:58	7:06		19:46	15	1:19
16	F	HSIEH Chih-Chen +A	0	0	0	0	0	0	0	0.00	0	0	0		0	0	5:56	6:13	5:13		17:22	16	1:05
18	F	YEH Hui-Chen	0	1	1	0	1	0	1	100.00	0	1	2		3	+1	5:13	5:06	5:29		15:48	15	1:03
19	F	CHANG En-Wei	0	0	0	2	4	5	-1	44.44	1	0	2		3	+1	5:19	5:21	5:21		16:01	15	1:04
2	D	HUANG Min-Chuan +A	1	0	1	0	0	0	0	0.00	1	0	3		4	0	9:03	6:44	6:50		22:37	15	1:30
8	D	KAO Wei-Ting	0	0	0	0	0	0	0	0.00	0	0	0		0	-1	5:21	4:22	4:45		14:28	13	1:06
23	F	LIN Chieh-Yun	0	0	0	2	0	0	0	0.00	0	0	0		0	0	6:13	4:53	3:33		14:39	15	0:58
30	F	HSU Ting-Yu	0	0	0	0	4	2	2	66.67	0	1	0		1	0	5:00	2:16	2:50		10:06	10	1:00
68	F	WU Ji-Cih	1	0	1	0	3	4	-1	42.86	0	1	2		3	0	4:29	5:33	6:12		16:14	13	1:14
5	F	YEH Pei-Han	0	0	0	0	0	0	0	0.00	1	1	0		2	0	3:23	4:04	3:21		10:48	9	1:12
9	F	TAO Sing-Lin	0	0	0	0	1	0	1	100.00	0	0	0		0	0	3:41	3:07	3:23		10:11	10	1:01
14	F	LIU Yen-Wei	0	0	0	0	3	2	1	60.00	1	0	1		2	-1	2:58	4:38	3:38		11:14	12	0:56
31	GK	WANG Yun-Tzu	0	0	0	0					0	0	0		0								
33	GK	HSU Tzu-Ting	0	0	0	0					0	0	0		0								
Total			4	6	10	6	27	15	12	64.29	17	11	14		42								

Group B

R	Team	GP	W	OTW	OTL	L	GDF	GF : GA	PTS
1	TPE	1	1	0	0	0	+3	4 : 1	3
2	THA	1	0	0	0	1	-3	1 : 4	0
-	KOR	0							
-	KAZ	0							
-	HKG	0							

	HKG	KAZ	KOR	THA	TPE
HKG	*****	MON 03 FEB 19:30	TUE 04 FEB 15:30	SAT 08 FEB 19:30	SUN 09 FEB 19:30
KAZ	MON 03 FEB 19:30	*****	SUN 09 FEB 15:30	TUE 04 FEB 19:30	THU 06 FEB 19:30
KOR	TUE 04 FEB 15:30	SUN 09 FEB 15:30	*****	THU 06 FEB 15:30	SAT 08 FEB 15:30
THA	SAT 08 FEB 19:30	TUE 04 FEB 19:30	THU 06 FEB 15:30	*****	1:4
TPE	SUN 09 FEB 19:30	THU 06 FEB 19:30	SAT 08 FEB 15:30	4:1	*****

Legend:

(G) Goals in tournament	* Does not count for Plus/minus	+/- Plus/minus net	+A Alternate Captain
+C Captain	A Assists	AVG Average time on ice / shift	D Defender
ENG Empty net goal	EQ Equal strength	ET/Res Penalty end time/Result of game	F Forward
FO% Face-offs won as percentage	FO+ Face-offs won	FO- Face-offs lost	FO+/- Face-offs net
G Goals	GA Goals against	GDF Goal difference	GF Goals for
GK Goalkeeper	GP Games played	L Losses	MIP Minutes in play (GK)
No. Jersey number	OT Overtime	OTL Overtime losses	OTW Overtime wins
P Points	PIM Penalties in minutes	Pos. Position	PP1 Power play - 1 player
PPG Power play goals	PS Penalty shot	PTS Points	R Rank
SH1 Shorthanded - 1 player	SHF Number of shifts	SHG Shorthanded goals	SOG Shots on goal
SVS Saves	TOT Total	TPP Time on power play	TS Total shots
W Wins			



Shot Chart

射门表

THA - TPE

Shots by THA

Goals (o): 0 SSG (+): 5

SSP (<): 10 SPG (-): 5



GK 33 of TPE



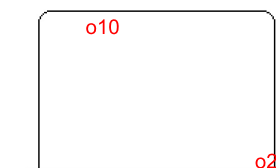
1st Period



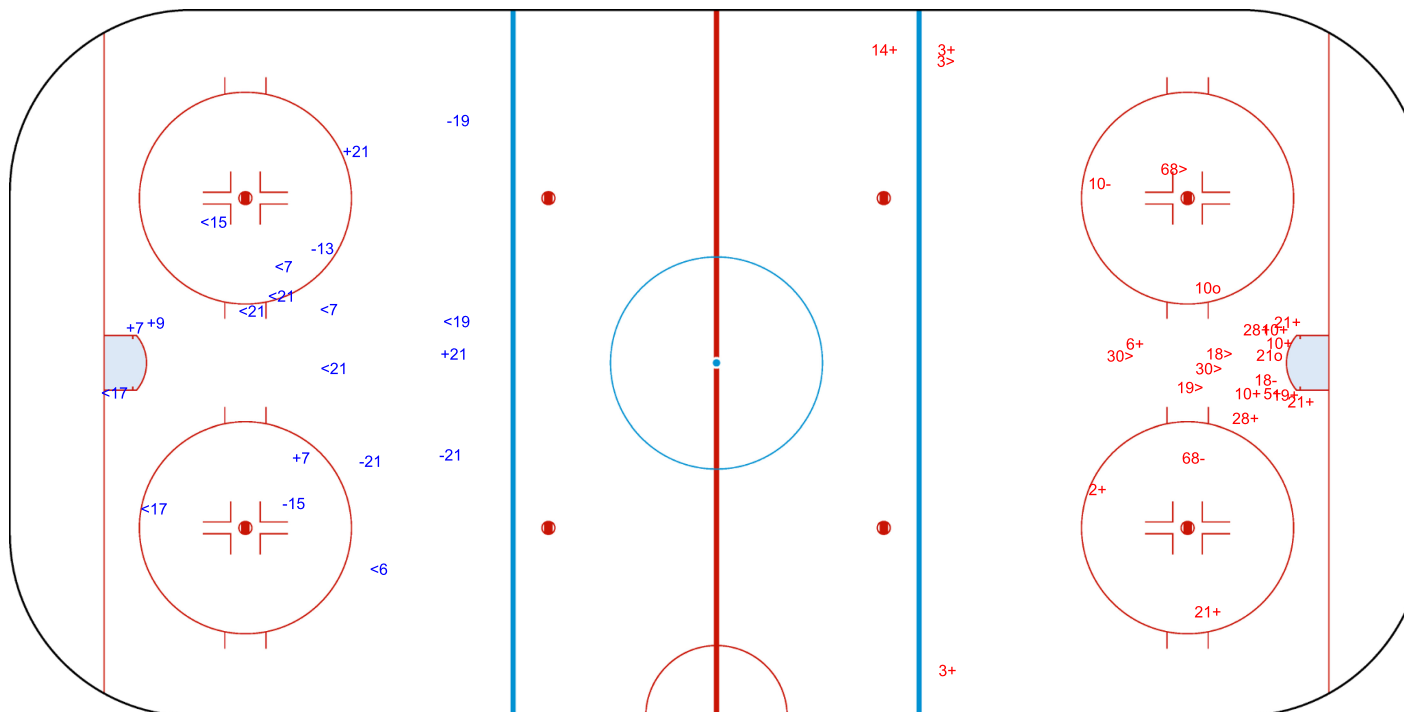
Shots by TPE

Goals (o): 2 SSG (+): 15

SSP (>): 6 SPG (-): 3



GK 1 of THA





MON 3 FEB 2025
Start Time 15:30

Women
女子

Preliminary round - Group B, Game 1
小组赛轮次 - B 组, 比赛 1




Shots by TPE

Goals (o): 1

SSP (<): 3

SSG (+): 10

SPG (-): 7



GK 1 of THA



2nd Period



Shots by THA

Goals (o): 1

SSP (>): 4

SSG (+): 5

SPG (-): 5



GK 33 of TPE



MON 3 FEB 2025
Start Time 15:30

Ice Hockey
冰球

Women
女子

Preliminary round - Group B, Game 1
小组赛轮次 - B 组, 比赛 1



Goals (o): 0	SSG (+): 4
SSP (<): 1	SPG (-): 2

GK 33 of TPE

TPE

3rd Period

THA

Goals (o): 1	SOG (+): 13
SSP (>): 9	SPG (-): 7

GK 1 of THA

ENG

ENG	Empty net goal
------------	----------------

GK Goalkeeper

SPG

Shots past goal

SSG

Shots saved by goalkeeper

SSP

Shots saved by player

Timing & Results provided by **BORNAN**

Report Created MON 3 FEB 2025 17:37

BORNAN
SPORTS TECHNOLOGY

IHOWTEAM6-----GPB-000100-- 77A 3

Page 3/3

Face-off Chart

争球表

THA - TPE

1st PERIOD

Total wins / period	THA	TPE	THA	TPE	THA	TPE	Total wins all zones	
	Def. zone	Att. zone	Neutral zone		Att. zone	Def. zone		
	- 6	+ 19	+ 21	- 21	- 6	+ 19		
	+ 15	- 21	+ 6	- 30	+ 6	- 14		
	- 6	+ 19	- 21	+ 30	- 6	+ 14		
	- 6	+ 14	- 6	+ 30	- 15	+ 69		
	- 21	+ 14			+ 6	- 19		
	- 15	+ 69			+ 21	- 19		
	- 21	+ 69			+ 21	- 19		
		1 / 14%	6 / 86%	2 / 50%	2 / 50%	4 / 57%	3 / 43%	THA
	7 / 39%	11 / 61%						

2nd PERIOD

Total wins / period	THA	TPE	THA	TPE	THA	TPE	Total wins all zones	
	Def. zone	Att. zone	Neutral zone		Att. zone	Def. zone		
	+ 21	- 19	- 21	+ 21	+ 21	- 19		
	+ 6	- 14	+ 6	- 68	+ 21	- 30		
	- 15	+ 68	- 21	+ 21	- 13	+ 68		
	- 6	+ 21	- 6	+ 30	+ 21	- 68		
			+ 6	- 68	- 6	+ 9		
	2 / 50%	2 / 50%	2 / 40%	3 / 60%	3 / 60%	2 / 40%	THA	TPE
	7 / 50%	7 / 50%					7 / 50%	7 / 50%

3rd PERIOD

Total wins / period	THA	TPE	THA	TPE	THA	TPE	Total wins all zones	
	Def. zone	Att. zone	Neutral zone		Att. zone	Def. zone		
	- 6	+ 30	- 21	+ 21	- 6	+ 21		
	+ 21	- 68	- 21	+ 69	- 6	+ 21		
	- 15	+ 68	- 21	+ 21				
	- 15	+ 19						
	- 21	+ 18						
	1 / 20%	4 / 80%	0 / 0%	3 / 100%	0 / 0%	2 / 100%	THA	TPE
	1 / 10%	9 / 90%						

TOTAL

Total wins / game	THA	TPE	THA	TPE	THA	TPE	Total wins all zones	
	Def. zone	Att. zone	Neutral zone		Att. zone	Def. zone		
							THA	TPE
	4 / 25%	12 / 75%	4 / 33%	8 / 67%	7 / 50%	7 / 50%	15 / 36%	27 / 64%

HEAD TO HEAD

		TPE												
No.		9	14	18	19	21	30	68	69	Tot.	wins THA	Dz	Nz	Az
THA	6	0 - 1	2 - 2		1 - 3	0 - 3	1 - 3	2 - 0		18	6 33%	1 17%	3 60%	2 29%
	13							0 - 1		1	0 0%			0 0%
	15				0 - 1	1 - 0		0 - 2	0 - 2	6	1 17%	1 20%		0 0%
	21		0 - 1	0 - 1	4 - 0	1 - 4	1 - 1	2 - 0	0 - 2	17	8 47%	2 40%	1 14%	5 100%
Tot.		1	5	1	9	9	6	7	4	42	15 36%	4 25%	4 33%	7 50%
wins TPE		1 100%	3 60%	1 100%	4 44%	7 78%	4 67%	3 43%	4 100%	27 64%				
Dz		1 100%	1 50%		1 20%	2 100%	0 0%	1 50%	1 100%	7 50%				
Nz						4 80%	3 75%	0 0%	1 100%	8 67%				
Az			2 67%	1 100%	3 75%	1 50%	1 100%	2 67%	2 100%	12 75%				

Legend:

Az Attacking zone Dz Defending zone No. Jersey number Nz Neutral zone Tot. Total face-offs played

Game Roster

比赛名单

HKG - KAZ

Referees

LIU Lu (CHN) , NAKAYAMA Miyuki (JPN)

Linespersons

PARK Jung Yoon (KOR) , WANG Hui (CHN)

Goalkeepers

Team: HKG

No.	Name	GP	MIP	GA	SVS	SOG	SVS%	GAA
1	LLOREN Olivia Li	0	00:00	0	0	0	0.00	0.00
25	MOK Hei Lam	0	00:00	0	0	0	0.00	0.00

Team: KAZ

No.	Name	GP	MIP	GA	SVS	SOG	SVS%	GAA
1	FEOKTISTOVA Zlatotsveta	0	00:00	0	0	0	0.00	0.00
20	CHSHYOKOLOVA Arina	0	00:00	0	0	0	0.00	0.00
25	GOVTVA Polina	0	00:00	0	0	0	0.00	0.00

Team Roster

Team: HKG (Red)

No.	Pos.	Name	GP	G	A	PTS	PIM	+/-
1	GK	LLOREN Olivia Li	0	0	0	0	0	
2	D	TAM Wing Hei	0	0	0	0	0	0
3	F	LI Ching Laam	0	0	0	0	0	0
4	D	SO Hoi Kiu	0	0	0	0	0	0
5	D	CHIM Agnes	0	0	0	0	0	0
7	F	LAU Yeuk Ting	0	0	0	0	0	0
8	F	NG Renee Jasmine	0	0	0	0	0	0
9	D	KWOK Hoi Kei Ophelia	0	0	0	0	0	0
10	F	IP Estelle Claudia	0	0	0	0	0	0
11	F	CHEUNG Wing Yan	0	0	0	0	0	0
12	F	LI Adrienne May	0	0	0	0	0	0
13	D	LEUNG Tsui Shan Aman	0	0	0	0	0	0
14	D	TSUI Chi Yau Myra	0	0	0	0	0	0
16	F	CHEUNG Tsz Ching	0	0	0	0	0	0
17	F	CHENG Man Ying Katrina	0	0	0	0	0	0
18	D	HO Janice Qing Qing	0	0	0	0	0	0
19	F	WONG Ka Wing	0	0	0	0	0	0
21	F	FONG Chloe Beatriz	0	0	0	0	0	0
22	D	LAM Andrea Winola	0	0	0	0	0	0
23	F	WONG Charleen	0	0	0	0	0	0
24	F	WANG Apple	0	0	0	0	0	0
25	GK	MOK Hei Lam	0	0	0	0	0	

Head Coach: HUCKO Petr

Team: KAZ (White)

No.	Pos.	Name	GP	G	A	PTS	PIM	+/-
1	GK	FEOKTISTOVA Zlatotsveta	0	0	0	0	0	
2	D	VORONOVA Alexandra	0	0	0	0	0	0
3	F	SAYAKHATKYZY Munira	0	0	0	0	0	0
4	D	MESKINI Katrin	0	0	0	0	0	0
5	F	ALDABERGENOVA Malika	0	0	0	0	0	0
7	F	ASHIMOVA Pernesh	0	0	0	0	0	0
8	F	FILIMONOVA Nadezhda	0	0	0	0	0	0
9	D	MOLDABAY Dariya	0	0	0	0	0	0
10	F	SHEGAY Alexandra	0	0	0	0	0	0
11	D	YAKOVLEVA Polina	0	0	0	0	0	0
12	F	SAYAKHATKYZY Dilnaz	0	0	0	0	0	0
13	D	TURSYNOVA Madina	0	0	0	0	0	0
14	F	SVIRIDOVA Larissa	0	0	0	0	0	0
15	D	PYATKOVA Anna	0	0	0	0	0	0
17	D	OLZHABAYEVA Aida	0	0	0	0	0	0
18	F	ORAZBAYEVA Anastasiya	0	0	0	0	0	0
19	F	IVANCHENKO Alina	0	0	0	0	0	0
20	GK	CHSHYOKOLOVA Arina	0	0	0	0	0	
21	D	BUTORINA Yuliya	0	0	0	0	0	0
22	F	ZUBKOVA Sofiya	0	0	0	0	0	0
23	F	KOROLEVA Tatyana	0	0	0	0	0	0
24	F	KUTSENKO Yekaterina	0	0	0	0	0	0
25	GK	GOVTVA Polina	0	0	0	0	0	

Head Coach: TEBENKOV Alexandr

Legend:

+/-	Plus/minus net	A	Assists	D	Defender	F	Forward
G	Goals	GA	Goals against	GAA	Goals against as average per 60 minutes	GK	Goalkeeper
GP	Games played	MIP	Minutes and seconds played	No.	Jersey number	PIM	Penalties in minutes
Pos.	Position	PTS	Points	SOG	Shots on goal	SVS	Saves
SVS%	Saves in percentage						

Line-Ups 阵容

HKG - KAZ

Referees

LIU Lu (CHN), NAKAYAMA Miyuki (JPN)

Linespersons

PARK Jung Yoon (KOR), WANG Hui (CHN)

Goalkeepers

Team: HKG

No.	Name
1	LLOREN Olivia Li
25	MOK Hei Lam

Team Line-ups

Team: HKG (Red)

No.	Pos.	Name
2	D	TAM Wing Hei
5	D	CHIM Agnes
3	F	LI Ching Laam
8	F	NG Renee Jasmine
23	F	WONG Charleen
14	D	TSUI Chi Yau Myra
22	D	LAM Andrea Winola
10	F	IP Estelle Claudia
11	F	CHEUNG Wing Yan
21	F	FONG Chloe Beatriz
9	D	KWOK Hoi Kei Ophelia +A
18	D	HO Janice Qing Qing
17	F	CHENG Man Ying Katrina
19	F	WONG Ka Wing
24	F	WANG Apple
4	D	SO Hoi Kiu
13	D	LEUNG Tsui Shan Aman +A
7	F	LAU Yeuk Ting
12	F	LI Adrienne May +C
16	F	CHEUNG Tsz Ching

Head Coach: HUCKO Petr

Team: KAZ

No.	Name
20	CHSHYOKOLOVA Arina
25	GOVTVA Polina

Team: KAZ (White)

No.	Pos.	Name
9	D	MOLDABAY Dariya +A
13	D	TURSYNOVA Madina
8	F	FILIMONOVA Nadezhda
10	F	SHEGAY Alexandra
18	F	ORAZBAYEVA Anastassiya +C
15	D	PYATKOVA Anna
17	D	OLZHABAYEVA Aida
5	F	ALDABERGENOVA Malika +A
7	F	ASHIMOVA Pernesh
14	F	SVIRIDOVA Larissa
2	D	VORONOVA Alexandra
21	D	BUTORINA Yuliya
3	F	SAYAKHATKYZY Munira
12	F	SAYAKHATKYZY Dilnaz
22	F	ZUBKOVA Sofiya
4	D	MESKINI Katrin
11	D	YAKOVLEVA Polina
19	F	IVANCHENKO Alina
23	F	KOROLEVA Tatyana
24	F	KUTSENKO Yekaterina

Head Coach: TEBENKOV Alexandr

NOT DRESSED:

1 GK FEOKTISTOVA Zlatotsveta

Legend:

+A	Alternate Captain	+C	Captain	D	Defender	F	Forward
No.	Jersey number	Pos.	Position				

Graphical Line-ups

阵容图

HKG - KAZ

Referees

LIU Lu (CHN) , NAKAYAMA Miyuki (JPN)

Linespersons

PARK Jung Yoon (KOR) , WANG Hui (CHN)

Team: HKG - Hong Kong, China (Red)

Head Coach: HUCKO Petr

1 LLOREN Olivia Li		
S1 25 MOK Hei Lam		
S4 3 LI Ching Laam	S5 8 NG Renee Jasmine	S6 23 WONG Charleen
S2 2 TAM Wing Hei		S3 5 CHIM Agnes
10 IP Estelle Claudia	11 CHEUNG Wing Yan	21 FONG Chloe Beatriz
22 LAM Andrea Winola		14 TSUI Chi Yau Myra
24 WANG Apple	19 WONG Ka Wing	17 CHENG Man Ying Katrina
9 KWOK Hoi Kei Ophelia +A		18 HO Janice Qing Qing
16 CHEUNG Tsz Ching	12 LI Adrienne May +C	7 LAU Yeuk Ting
4 SO Hoi Kiu		13 LEUNG Tsui Shan Aman +A

Team: KAZ - Kazakhstan (White)

Head Coach: TEBENKOV Alexandr

S1 20 CHSHYOKOLOVA Arina		
25 GOVTVA Polina		
S4 8 FILIMONOVA Nadezhda	S6 18 ORAZBAYEVA Anastasiya +C	S5 10 SHEGAY Alexandra
S2 9 MOLDABAY Dariya +A		S3 13 TURSNOVA Madina
7 ASHIMOVA Pernesh	5 ALDABERGENOVA Malika +A	14 SVIRIDOVA Larissa
15 PYATKOVA Anna		17 OLZHABAYEVA Aida
3 SAYAKHATKYZY Munira	12 SAYAKHATKYZY Dilnaz	22 ZUBKOVA Sofiya
2 VORONOVA Alexandra		21 BUTORINA Yuliya
19 IVANCHENKO Alina	24 KUTSENKO Yekaterina	23 KOROLEVA Tatyana
4 MESKINI Katrin		11 YAKOVLEVA Polina

Legend:

+A Alternate Captain

+C Captain

Sn

Starting position

Timing & Results provided by BORNAN

Game Summary

比赛总结

HKG - KAZ 0 - 12 (0 - 4 , 0 - 5 , 0 - 3)

Spectators	Referees	Linespersons
1133	LIU Lu (CHN) , NAKAYAMA Miyuki (JPN)	PARK Jung Yoon (KOR) , WANG Hui (CHN)

Team Statistics

Period	Score	SVS	SOG	PIM	TPP	PPG	SHG
1	0 : 4	17 : 6	6 : 21	2 : 2	00:00 : 00:00	0 : 0	0 : 0
2	0 : 5	15 : 1	1 : 20	2 : 0	00:00 : 02:00	0 : 0	0 : 0
3	0 : 3	19 : 3	3 : 22	0 : 0	00:00 : 00:00	0 : 0	0 : 0
Total	0 : 12	51 : 10	10 : 63	4 : 2	00:00 : 02:00	0 : 0	0 : 0

1st Period

Action	Time	ET/Res	Team	Type	No.	Name	(G)	Name of Assistant(s) / Action Description
GK	00:00		HKG		25	MOK Hei Lam	-	Goalkeeper in
GK	00:00		KAZ		20	CHSHYOKOLOVA Arina	-	Goalkeeper in
Goal	08:31	0 : 1	KAZ	EQ	3	SAYAKHATKYZY M	(1)	12 SAYAKHATKYZY D On Ice HKG 25 9 17 18 19 24 2 VORONOVA KAZ 20 2 3 12 21 22 Alexandra
Goal	11:21	0 : 2	KAZ	EQ	12	SAYAKHATKYZY D	(1)	2 VORONOVA On Ice HKG 25 4 7 12 13 16 Alexandra KAZ 20 2 3 12 21 22 22 ZUBKOVA Sofiya
Goal	13:27	0 : 3	KAZ	EQ	14	SVIRIDOVA Larissa	(1)	15 PYATKOVA Anna On Ice HKG 25 2 5 17 19 24 5 ALDABERGENOVA M KAZ 20 5 7 14 15 17
Penalty	16:00	18:00	KAZ	2 min.	17	OLZHABAYEVA Aida	-	Tripping
Penalty	16:00	18:00	HKG	2 min.	8	NG Renee Jasmine	-	Holding the Stick
Goal	18:39	0 : 4	KAZ	EQ	12	SAYAKHATKYZY D	(2)	7 ASHIMOVA Pernesh On Ice HKG 25 2 3 5 10 23 14 SVIRIDOVA Larissa KAZ 20 2 7 12 14 21

2nd Period

Action	Time	ET/Res	Team	Type	No.	Name	(G)	Name of Assistant(s) / Action Description
Goal	20:35	0 : 5	KAZ	EQ	13	TURSYNOVA Madina	(1)	10 SHEGAY Alexandra On Ice HKG 25 2 3 5 8 23 KAZ 20 8 9 10 13 18
Goal	24:43	0 : 6	KAZ	EQ	18	ORAZBAYEVA A	(1)	9 MOLDABAY Dariya On Ice HKG 25 2 3 5 8 23 8 FILIMONOVA N KAZ 20 8 9 10 13 18
Goal	26:22	0 : 7	KAZ	EQ	12	SAYAKHATKYZY D	(3)	21 BUTORINA Yuliya On Ice HKG 25 9 11 18 21 24 22 ZUBKOVA Sofiya KAZ 20 2 3 12 21 22
Penalty	29:52	31:52	HKG	2 min.	23	WONG Charleen	-	Illegal Hit
Goal	38:19	0 : 8	KAZ	EQ	22	ZUBKOVA Sofiya	(1)	17 OLZHABAYEVA Aida On Ice HKG 25 2 3 5 11 21 7 ASHIMOVA Pernesh KAZ 20 7 12 15 17 22
Goal	38:28	0 : 9	KAZ	EQ	3	SAYAKHATKYZY M	(2)	21 BUTORINA Yuliya On Ice HKG 25 2 5 10 11 21 2 VORONOVA KAZ 20 2 3 12 21 22 Alexandra

3rd Period

Action	Time	ET/Res	Team	Type	No.	Name	(G)	Name of Assistant(s) / Action Description
Goal	50:15	0 : 10	KAZ	EQ	9	MOLDABAY Dariya	(1)	13 TURSYNOVA Madina On Ice HKG 25 2 3 5 8 23 8 FILIMONOVA N KAZ 20 8 9 10 13 18
Goal	56:24	0 : 11	KAZ	EQ	3	SAYAKHATKYZY M	(3)	14 SVIRIDOVA Larissa On Ice HKG 25 10 11 14 21 22 KAZ 20 3 5 14 15 17
Goal	58:15	0 : 12	KAZ	EQ	24	KUTSENKO Y	(1)	23 KOROLEVA Tatyana On Ice HKG 25 9 17 18 19 24 KAZ 20 4 11 19 23 24
GK	60:00		HKG					25 MOK Hei Lam - Goalkeeper out
GK	60:00		KAZ					20 CHSHYOKOLOVA Arina - Goalkeeper out



MON 3 FEB 2025
Start Time 19:30
End Time 21:26

Preliminary round - Group B, Game 2
小组赛轮次 - B组, 比赛 2

Goalkeeper Records

Team : HKG - Hong Kong, China

Team : KAZ - Kazakhstan

No.	Name	SOG	SVS	MIP
25	MOK Hei Lam	63	51	60:00
1	LLOREN Olivia Li			

No.	Name	SOG	SVS	MIP
20	CHSHYOKOLOVA Arina	10	10	60:00
25	GOVTVA Polina			

Game Statistics

Team : HKG (Red)

Head Coach : HUCKO Petr

Head Coach : HUCKO Petr										Shots on Goal					Time on Ice									
No.	Pos.	Name	G	A	P	PIM	FO+	FO-	FO+/-	FO%	1	2	3	OT	TS	+/-	1	2	3	OT	TOT	SHF	AVG	
2	D	TAM Wing Hei	0	0	0	0	0	0	0	0.00	0	0	1		1	-7	8:03	5:41	7:56		21:40	17	1:16	
3	F	LI Ching Laam	0	0	0	0	2	7	-5	22.22	2	0	0		2	-5	5:51	6:27	6:21		18:39	18	1:02	
5	D	CHIM Agnes	0	0	0	0	0	0	0	0.00	0	0	0		0	-7	7:49	5:54	8:24		22:07	17	1:18	
8	F	NG Renee Jasmine	0	0	0	2	2	6	-4	25.00	1	0	0		1	-3	5:43	6:41	6:17		18:41	17	1:05	
23	F	WONG Charleen	0	0	0	2	0	0	0	0.00	0	0	0		0	-4	6:01	7:28	5:41		19:10	18	1:03	
10	F	IP Estelle Claudia	0	0	0	0	2	1	1	66.67	1	0	0		1	-3	7:35	4:45	5:29		17:49	15	1:11	
11	F	CHEUNG Wing Yan	0	0	0	0	6	9	-3	40.00	1	0	0		1	-4	7:54	5:37	4:59		18:30	15	1:14	
14	D	TSUI Chi Yau Myra	0	0	0	0	0	0	0	0.00	0	0	0		0	-1	7:22	6:25	5:24		19:11	15	1:16	
21	F	FONG Chloe Beatriz	0	0	0	0	0	0	0	0.00	0	0	0		0	-4	8:14	4:27	5:10		17:51	14	1:16	
22	D	LAM Andrea Winola	0	0	0	0	0	0	0	0.00	0	0	1		1	-1	7:01	5:51	6:13		19:05	15	1:16	
9	D	KWOK Hoi Kei Ophelia +A	0	0	0	0	0	0	0	0.00	0	1	0		1	-3	2:59	4:16	4:33		11:48	10	1:10	
17	F	CHENG Man Ying Katrina	0	0	0	0	0	0	0	0.00	0	0	1		1	-3	3:47	2:42	3:37		10:06	11	0:55	
18	D	HO Janice Qing Qing	0	0	0	0	0	0	0	0.00	0	0	0		0	-3	2:59	5:06	3:43		11:48	10	1:10	
19	F	WONG Ka Wing	0	0	0	0	0	8	-8	0.00	1	0	0		1	-3	3:51	4:25	3:31		11:47	12	0:58	
24	F	WANG Apple	0	0	0	0	0	0	0	0.00	0	0	0		0	-4	3:44	4:52	4:57		13:33	13	1:02	
4	D	SO Hoi Kiu	0	0	0	0	0	0	0	0.00	0	0	0		0	-1	2:11	3:09	2:08		7:28	7	1:04	
7	F	LAU Yeuk Ting	0	0	0	0	0	0	0	0.00	0	0	0		0	-1	2:00	3:48	4:56		10:44	9	1:11	
12	F	LI Adrienne May +C	0	0	0	0	0	4	-4	0.00	0	0	0		0	-1	3:23	3:25	4:59		11:47	11	1:04	
13	D	LEUNG Tsui Shan Aman +A	0	0	0	0	0	0	0	0.00	0	0	0		0	-1	1:36	3:38	1:39		6:53	6	1:08	
16	F	CHEUNG Tsz Ching	0	0	0	0	0	0	0	0.00	0	0	0		0	-1	2:00	3:23	4:03		9:26	9	1:02	
1	GK	LLOREN Olivia Li	0	0	0	0					0	0	0		0									
25	GK	MOK Hei Lam	0	0	0	0					0	0	0		0									
Total			0	0	0	4	12	35	-23	25.53	6	1	3		10									

Team : KAZ (White)

Head Coach : TEBENKOV Alexandr

Head Coach : TEBENKOV Alexandr										Shots on Goal					Time on Ice									
No.	Pos.	Name	G	A	P	PIM	FO+	FO-	FO+/-	FO%	1	2	3	OT	TS	+/-	1	2	3	OT	TOT	SHF	AVG	
8	F	FILIMONOVA Nadezhda	0	2	2	0	0	0	0	0.00	2	0	1		3	+3	6:32	4:23	3:38		14:33	19	0:45	
9	D	MOLDABAY Dariya +A	1	1	2	0	0	0	0	0.00	1	2	1		4	+3	6:17	4:47	4:09		15:13	19	0:48	
10	F	SHEGAY Alexandra	0	1	1	0	0	0	0	0.00	1	2	0		3	+3	6:24	4:20	3:35		14:19	18	0:47	
13	D	TURSYNOVA Madina	1	1	2	0	0	0	0	0.00	1	1	1		3	+3	6:44	4:45	4:37		16:06	19	0:50	
18	F	ORAZBAYEVA Anastassiya +C	1	0	1	0	10	1	9	90.91	3	1	1		5	+3	6:49	4:51	3:54		15:34	19	0:49	
5	F	ALDABERGENOVA Malika +A	0	1	1	0	13	4	9	76.47	2	2	0		4	+2	6:44	6:30	5:41		18:55	16	1:10	
7	F	ASHIMOVA Pernesh	0	2	2	0	0	0	0	0.00	0	2	0		2	+3	6:24	6:30	5:36		18:30	16	1:09	
14	F	SVIRIDOVA Larissa	1	2	3	0	0	0	0	0.00	3	0	2		5	+3	6:37	6:25	5:49		18:51	16	1:10	
15	D	PYATKOVA Anna	0	1	1	0	0	0	0	0.00	1	1	2		4	+3	7:33	6:34	5:02		19:09	16	1:11	
17	D	OLZHABAYEVA Aida	0	1	1	2	0	0	0	0.00	0	1	2		3	+3	7:16	6:26	5:51		19:33	15	1:18	
2	D	VORONOVA Alexandra	0	3	3	0	0	0	0	0.00	1	0	0		1	+5	5:02	3:51	4:31		13:24	15	0:53	
3	F	SAYAKHATKYZY Munira	3	0	3	0	0	0	0	0.00	1	1	3		5	+5	7:08	5:13	5:17		17:38	16	1:06	
12	F	SAYAKHATKYZY Dilnaz	3	1	4	0	8	6	2	57.14	2	5	0		7	+6	6:35	4:25	5:12		16:12	16	1:00	
21	D	BUTORINA Yuliya	0	2	2	0	0	0	0	0.00	2	0	1		3	+5	6:03	3:29	5:33		15:05	15	1:00	
22	F	ZUBKOVA Sofiya	1	2	3	0	0	0	0	0.00	1	1	2		4	+5	6:47	5:11	5:01		16:59	16	1:03	
4	D	MESKINI Katrin	0	0	0	0	0	0	0	0.00	0	1	0		1	+1	0:00	5:15	4:48		10:03	9	1:07	
11	D	YAKOVLEVA Polina	0	0	0	0	0	0	0	0.00	0	0	0		0	+1	1:05	4:53	5:29		11:27	10	1:08	
19	F	IVANCHENKO Alina	0	0	0	0	0	0	0	0.00	0	0	1		1	+1	0:00	3:51	5:21		9:12	9	1:01	
23	F	KOROLEVA Tatyana	0	1	1	0	0	0	0	0.00	0	0	2		2	+1	0:00	4:07	5:27		9:34	9	1:03	
24	F	KUTSENKO Yekaterina	1	0	1	0	4	1	3	80.00	0	0	3		3	+1	0:00	4:14	5:29		9:43	9	1:04	



MON 3 FEB 2025
Start Time 19:30
End Time 21:26

Preliminary round - Group B, Game 2
小组赛轮次 - B 组, 比赛 2

Head Coach : TEBENKOV Alexandr											Shots on Goal					Time on Ice									
No.	Pos.	Name	G	A	P	PIM	FO+	FO-	FO+/-	FO%	1	2	3	OT	TS	+/-	1	2	3	OT	TOT	SHF	AVG		
20	GK	CHSHYOKOLOVA Arina	0	0	0	0					0	0	0		0										
25	GK	GOVTVA Polina	0	0	0	0					0	0	0		0										
Total			12	21	33	2	35	12	23	74.47	21	20	22		63										

Group B

R	Team	GP	W	OTW	OTL	L	GDF	GF : GA	PTS
1	KAZ	1	1	0	0	0	+12	12 : 0	3
2	TPE	1	1	0	0	0	+3	4 : 1	3
3	THA	1	0	0	0	1	-3	1 : 4	0
4	HKG	1	0	0	0	1	-12	0 : 12	0
-	KOR	0							

	HKG	KAZ	KOR	THA	TPE
HKG	*****	0:12	TUE 04 FEB 15:30	SAT 08 FEB 19:30	SUN 09 FEB 19:30
KAZ	12:0	*****	SUN 09 FEB 15:30	TUE 04 FEB 19:30	THU 06 FEB 19:30
KOR	TUE 04 FEB 15:30	SUN 09 FEB 15:30	*****	THU 06 FEB 15:30	SAT 08 FEB 15:30
THA	SAT 08 FEB 19:30	TUE 04 FEB 19:30	THU 06 FEB 15:30	*****	1:4
TPE	SUN 09 FEB 19:30	THU 06 FEB 19:30	SAT 08 FEB 15:30	4:1	*****

Legend:

(G)	Goals in tournament	+/-	Plus/minus net	+A	Alternate Captain	+C	Captain
A	Assists	AVG	Average time on ice / shift	D	Defender	EQ	Equal strength
ET/Res	Penalty end time/Result of game	F	Forward	FO%	Face-offs won as percentage	FO+	Face-offs won
FO-	Face-offs lost	FO+/-	Face-offs net	G	Goals	GA	Goals against
GDF	Goal difference	GF	Goals for	GK	Goalkeeper	GP	Games played
L	Losses	MIP	Minutes in play (GK)	No.	Jersey number	OT	Overtime
OTL	Overtime losses	OTW	Overtime wins	P	Points	PIM	Penalties in minutes
Pos.	Position	PPG	Power play goals	PTS	Points	R	Rank
SHF	Number of shifts	SHG	Shorthanded goals	SOG	Shots on goal	SVS	Saves
TOT	Total	TPP	Time on power play	TS	Total shots	W	Wins


Shot Chart

射门表

HKG - KAZ

Shots by KAZ

Goals (o): 4 SSG (+): 17
SSP (<): 8 SPG (-): 13



GK 25 of HKG



1st Period

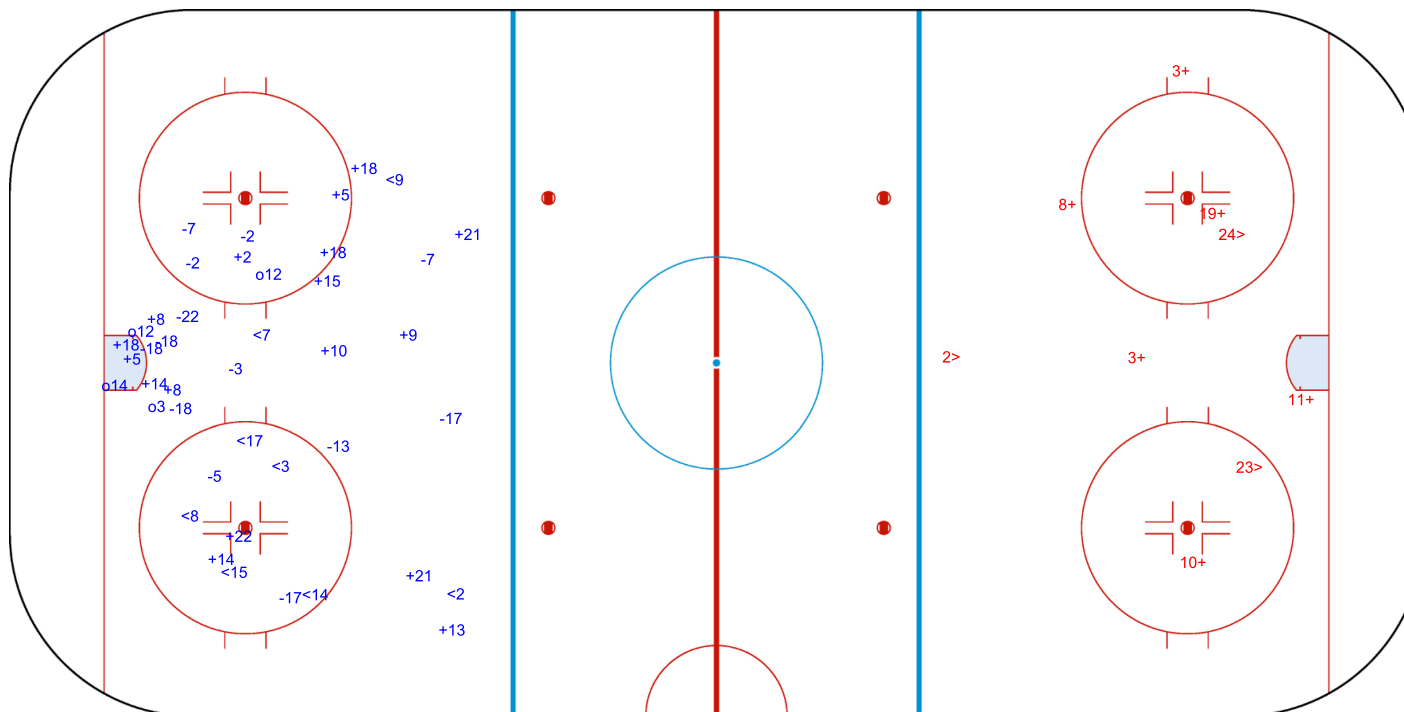


Shots by HKG

Goals (o): 0 SSG (+): 6
SSP (>): 3 SPG (-): 0



GK 20 of KAZ





Shots by HKG

Goals (o): 0

SSG (+): 1

SSP (<): 0

SPG (-): 1



GK 20 of KAZ



2nd Period



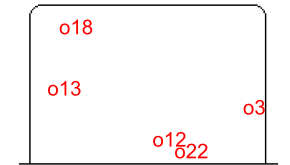
Shots by KAZ

Goals (o): 5

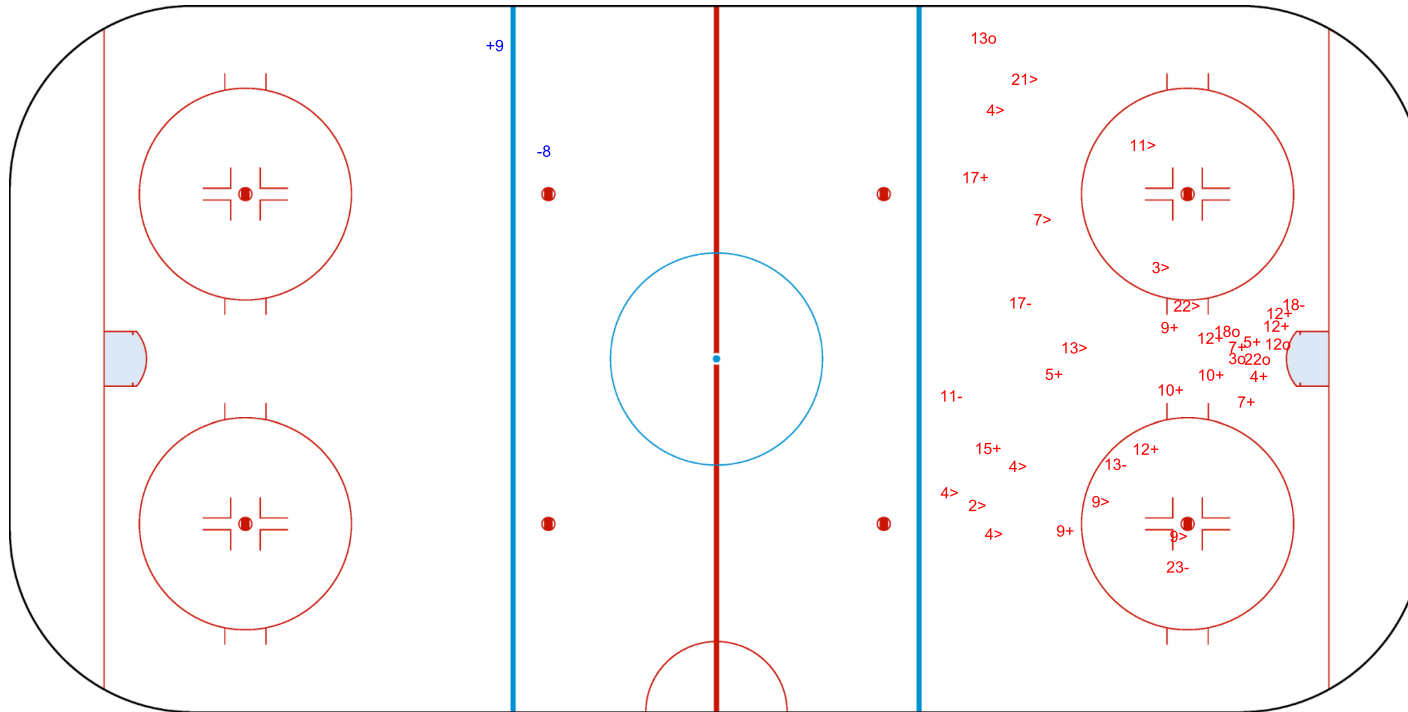
SSG (+): 15

SSP (>): 13

SPG (-): 5



GK 25 of HKG






Shots by KAZ

Goals (o): 3

SSG (+): 19

SSP (<): 13

SPG (-): 9



GK 25 of HKG



3rd Period



Shots by HKG

Goals (o): 0

SSG (+): 3

SSP (>): 1

SPG (-): 2



GK 20 of KAZ

Legend:

GK

Goalkeeper

SPG

Shots past goal

SSG

Shots saved by goalkeeper

SSP

Shots saved by player

Timing & Results provided by BORNAN

Report Created MON 3 FEB 2025 21:29

BORNAN
SPORTS TECHNOLOGY

Face-off Chart

争球表

HKG - KAZ

1st PERIOD

Total wins / period	HKG		KAZ		HKG		KAZ		Total wins all zones	
	Def. zone	Att. zone	Neutral zone		Att. zone	Def. zone				
	- 19	+ 18	- 8	+ 18	- 11	+ 5				
	- 11	+ 5	- 3	+ 18	- 19	+ 12				
	- 19	+ 12	- 3	+ 18	- 11	+ 5				
	- 19	+ 12	+ 11	- 12						
	+ 11	- 5	+ 11	- 12						
	- 12	+ 12	- 12	+ 12						
	+ 3	- 18								
	- 3	+ 5								
- 19	+ 18									

2nd PERIOD

	HKG		KAZ		HKG		KAZ		Total wins all zones
	Def. zone	Att. zone	Neutral zone		Att. zone	Def. zone			
	- 3	+ 5	- 3	+ 18					
	+ 11	- 5	- 11	+ 5					
	- 11	+ 12	- 12	+ 24					
	- 8	+ 5	- 3	+ 5					
	- 8	+ 5	- 19	+ 24					
	+ 10	- 12	- 11	+ 12					
	+ 10	- 12	+ 11	- 12					
	+ 8	- 5	- 8	+ 18					
	- 12	+ 12							
	- 19	+ 18							
+ 8	- 24								
Total wins / period	5 / 45%	6 / 55%	1 / 13%	7 / 87%			HKG 6 / 32%	KAZ 13 / 68%	

3rd PERIOD

Total wins / period	HKG		KAZ		HKG		KAZ		Total wins all zones	
	Def. zone	Att. zone	Neutral zone		Att. zone	Def. zone				
	- 11	+ 5	- 8	+ 18	- 3	+ 18				
	- 19	+ 24	+ 11	- 5						
	- 11	+ 5	- 10	+ 5						
	- 11	+ 5	+ 3	- 12						
			- 8	+ 24						

TOTAL

Total wins / game	HKG		KAZ		HKG		KAZ		Total wins all zones	
	Def. zone	Att. zone	Neutral zone		Att. zone	Def. zone				
									HKG	KAZ
	7 / 29%	17 / 71%	5 / 26%	14 / 74%	0 / 0%	4 / 100%	12 / 26%	35 / 74%		

HEAD TO HEAD

		KAZ								
No.		5	12	18	24	Tot.	wins HKG	Dz	Nz	Az
HKG	3	0 - 3	1 - 0	1 - 4		9	2 22%	1 33%	1 20%	0 0%
	8	1 - 2		0 - 3	1 - 1	8	2 25%	2 50%	0 0%	
	10	0 - 1	2 - 0			3	2 67%	2 100%	0 0%	
	11	3 - 7	3 - 2			15	6 40%	2 29%	4 67%	0 0%
	12		0 - 3		0 - 1	4	0 0%	0 0%	0 0%	
	19		0 - 3	0 - 3	0 - 2	8	0 0%	0 0%	0 0%	0 0%
Tot.		17	14	11	5	47	12 26%	7 29%	5 26%	0 0%
wins KAZ		13 76%	8 57%	10 91%	4 80%	35 74%				
Dz		2 100%	1 100%	1 100%		4 100%				
Nz		3 75%	2 33%	6 100%	3 100%	14 74%				
Az		8 73%	5 71%	3 75%	1 50%	17 71%				

Legend:

Az Attacking zone Dz Defending zone No. Jersey number Nz Neutral zone Tot. Total face-offs played

Timing & Results provided by **BORNAN**

Game Roster

比赛名单

KOR - HKG

Referees

SONG Meina (CHN) , WAN Mei Wah (MAS)

Linespersons

WOON Yean Hui (MAS) , ZHANG Wenxi (CHN)

Goalkeepers

Team: KOR

No.	Name	GP	MIP	GA	SVS	SOG	SVS%	GAA
1	PARK Jongju	0	00:00	0	0	0	0.00	0.00
20	BAE Jeongyeon	0	00:00	0	0	0	0.00	0.00
25	KIM Yeonju	0	00:00	0	0	0	0.00	0.00

Team Roster

Team: KOR (Blue)

No.	Pos.	Name	GP	G	A	PTS	PIM	+/-
1	GK	PARK Jongju	0	0	0	0	0	
2	D	SONG Heeoh	0	0	0	0	0	0
3	F	EOM Suyeon	0	0	0	0	0	0
4	F	PARK Minae	0	0	0	0	0	0
5	D	LEE Sojung	0	0	0	0	0	0
6	F	KANG Nara	0	0	0	0	0	0
7	D	PARK Ye Eun	0	0	0	0	0	0
8	D	KIM Selin	0	0	0	0	0	0
9	F	PARK Jongah	0	0	0	0	0	0
10	F	CHOI Jiyeon	0	0	0	0	0	0
11	D	KIM Dowon	0	0	0	0	0	0
12	F	JUNG Yewon	0	0	0	0	0	0
13	F	LEE Eunji	0	0	0	0	0	0
15	D	PARK Juyeon	0	0	0	0	0	0
16	F	LEE Eunji	0	0	0	0	0	0
17	F	HAN Soojin	0	0	0	0	0	0
18	F	HAN Yuan	0	0	0	0	0	0
19	F	PARK Jiyeon	0	0	0	0	0	0
20	GK	BAE Jeongyeon	0	0	0	0	0	
22	F	JUNG Siyun	0	0	0	0	0	0
23	D	KIM Minseo	0	0	0	0	0	0
24	D	KANG Sihyun	0	0	0	0	0	0
25	GK	KIM Yeonju	0	0	0	0	0	

Head Coach: KIM Doyun

Team: HKG

No.	Name	GP	MIP	GA	SVS	SOG	SVS%	GAA
1	LLOREN Olivia Li	1	00:00	0	0	0	0.00	0.00
25	MOK Hei Lam	1	60:00	12	51	63	80.95	12.00

Team: HKG (White)

No.	Pos.	Name	GP	G	A	PTS	PIM	+/-
1	GK	LLOREN Olivia Li	1	0	0	0	0	
2	D	TAM Wing Hei	1	0	0	0	0	-7
3	F	LI Ching Laam	1	0	0	0	0	-5
4	D	SO Hoi Kiu	1	0	0	0	0	-1
5	D	CHIM Agnes	1	0	0	0	0	-7
7	F	LAU Yeuk Ting	1	0	0	0	0	-1
8	F	NG Renee Jasmine	1	0	0	0	2	-3
9	D	KWOK Hoi Kei Ophelia	1	0	0	0	0	-3
10	F	IP Estelle Claudia	1	0	0	0	0	-3
11	F	CHEUNG Wing Yan	1	0	0	0	0	-4
12	F	LI Adrienne May	1	0	0	0	0	-1
13	D	LEUNG Tsui Shan Aman	1	0	0	0	0	-1
14	D	TSUI Chi Yau Myra	1	0	0	0	0	-1
16	F	CHEUNG Tsz Ching	1	0	0	0	0	-1
17	F	CHENG Man Ying Katrina	1	0	0	0	0	-3
18	D	HO Janice Qing Qing	1	0	0	0	0	-3
19	F	WONG Ka Wing	1	0	0	0	0	-3
21	F	FONG Chloe Beatriz	1	0	0	0	0	-4
22	D	LAM Andrea Winola	1	0	0	0	0	-1
23	F	WONG Charleen	1	0	0	0	2	-4
24	F	WANG Apple	1	0	0	0	0	-4
25	GK	MOK Hei Lam	1	0	0	0	0	

Head Coach: HUCKO Petr

Legend:

+/-	Plus/minus net	A	Assists	D	Defender	F	Forward
G	Goals	GA	Goals against	GAA	Goals against as average per 60 minutes	GK	Goalkeeper
GP	Games played	MIP	Minutes and seconds played	No.	Jersey number	PIM	Penalties in minutes
Pos.	Position	PTS	Points	SOG	Shots on goal	SVS	Saves
SVS%	Saves in percentage						

Line-Ups 阵容

KOR - HKG

Referees

SONG Meina (CHN), WAN Mei Wah (MAS)

Linespersons

WOON Yean Hui (MAS), ZHANG Wenxi (CHN)

Goalkeepers

Team: KOR

No.	Name
20	BAE Jeongyeon
25	KIM Yeonju

Team Line-ups

Team: KOR (Blue)

No.	Pos.	Name
8	D	KIM Selin
11	D	KIM Dowon
9	F	PARK Jongah
13	F	LEE Eunji +A
16	F	LEE Eunji
5	D	LEE Sojung
15	D	PARK Juyeon
17	F	HAN Soojin +C
18	F	HAN Yuan
19	F	PARK Jiyeon +A
23	D	KIM Minseo
24	D	KANG Sihyun
3	F	EOM Suyeon
10	F	CHOI Jiyeon
22	F	JUNG Siyun
2	D	SONG Heeoh
7	D	PARK Ye Eun
4	F	PARK Minae
6	F	KANG Nara
12	F	JUNG Yewon

Head Coach: KIM Doyun

NOT DRESSED:

1 GK PARK Jongju

Team: HKG

No.	Name
1	LLOREN Olivia Li
25	MOK Hei Lam

Team: HKG (White)

No.	Pos.	Name
2	D	TAM Wing Hei
14	D	TSUI Chi Yau Myra
3	F	LI Ching Laam
8	F	NG Renee Jasmine
10	F	IP Estelle Claudia
18	D	HO Janice Qing Qing
22	D	LAM Andrea Winola
11	F	CHEUNG Wing Yan
23	F	WONG Charleen
24	F	WANG Apple
5	D	CHIM Agnes
9	D	KWOK Hoi Kei Ophelia +A
7	F	LAU Yeuk Ting
17	F	CHENG Man Ying Katrina
19	F	WONG Ka Wing
4	D	SO Hoi Kiu
13	D	LEUNG Tsui Shan Aman +A
12	F	LI Adrienne May +C
16	F	CHEUNG Tsz Ching
21	F	FONG Chloe Beatriz

Head Coach: HUCKO Petr

Legend:

+A Alternate Captain
No. Jersey number

+C Captain
Pos. Position

D Defender

F Forward

Graphical Line-ups 阵容图

KOR - HKG

Referees

SONG Meina (CHN) , WAN Mei Wah (MAS)

Linespersons

WOON Yean Hui (MAS) , ZHANG Wenxi (CHN)

Team: KOR - Republic of Korea (Blue)

Head Coach: KIM Doyun

S1 25 KIM Yeonju		
20 BAE Jeongyeon		
S4 9 PARK Jongah	S6 16 LEE Eunji	S5 13 LEE Eunji +A
S2 8 KIM Selin		S3 11 KIM Dowon
18 HAN Yuan	17 HAN Soojin +C	19 PARK Jiyeon +A
5 LEE Sojung		15 PARK Juyeon
10 CHOI Jiyeon	3 EOM Suyeon	22 JUNG Siyun
23 KIM Minseo		24 KANG Sihyun
4 PARK Minae	6 KANG Nara	12 JUNG Yewon
7 PARK Ye Eun		2 SONG Heeoh

Team: HKG - Hong Kong, China (White)

Head Coach: HUCKO Petr

S1 25 MOK Hei Lam		
1 LLOREN Olivia Li		
S6 10 IP Estelle Claudia	S5 8 NG Renee Jasmine	S4 3 LI Ching Laam
S3 14 TSUI Chi Yau Myra		S2 2 TAM Wing Hei
23 WONG Charleen	11 CHEUNG Wing Yan	24 WANG Apple
18 HO Janice Qing Qing		22 LAM Andrea Winola
17 CHENG Man Ying Katrina	7 LAU Yeuk Ting	19 WONG Ka Wing
5 CHIM Agnes		9 KWOK Hoi Kei Ophelia +A
21 FONG Chloe Beatriz	12 LI Adrienne May +C	16 CHEUNG Tsz Ching
4 SO Hoi Kiu		13 LEUNG Tsui Shan Aman +A

Legend:

+A Alternate Captain

+C Captain

Sn

Starting position

Timing & Results provided by BORNAN

TUE 4 FEB 2025
Start Time 15:30
End Time 17:26

Game Summary 比赛总结

KOR - HKG 8 - 0 (2 - 0, 3 - 0, 3 - 0)

Spectators	Referees	Linespersons
1121	SONG Meina (CHN), WAN Mei Wah (MAS)	WOON Yean Hui (MAS), ZHANG Wenxi (CHN)

Team Statistics

Period	Score	SVS	SOG	PIM	TPP	PPG	SHG
1	2 : 0	0 : 29	31 : 0	0 : 8	07:36 : 00:00	1 : 0	0 : 0
2	3 : 0	3 : 20	23 : 3	2 : 4	04:00 : 02:00	0 : 0	1 : 0
3	3 : 0	2 : 19	22 : 2	0 : 4	02:09 : 00:00	1 : 0	0 : 0
Total	8 : 0	5 : 68	76 : 5	2 : 16	13:45 : 02:00	2 : 0	1 : 0

1st Period

Action	Time	ET/Res	Team	Type	No.	Name	(G)	Name of Assistant(s) / Action Description
GK	00:00		HKG		25	MOK Hei Lam		- Goalkeeper in
GK	00:00		KOR		25	KIM Yeonju		- Goalkeeper in
Penalty	05:27	07:04	HKG	2 min.	10	IP Estelle Claudia		- Delaying the Game
Goal	07:04	1 : 0	KOR	PP1	19	PARK Jiyeon	(1)	5 LEE Sojung On Ice KOR 25 3 5 17 18 19 3 EOM Suyeon HKG 25 2 3 8 14 *
Penalty	10:24	12:24	HKG	2 min.	19	WONG Ka Wing		- Holding an opponent
Goal	12:24	2 : 0	KOR	EQ	8	KIM Selin	(1)	9 PARK Jongah On Ice KOR 25 8 9 10 13 16 16 LEE Eunji HKG 25 7 11 18 19 22
Penalty	15:58	17:58	HKG	2 min.	5	CHIM Agnes		- Hooking
Penalty	17:57	19:57	HKG	2 min.	14	TSUI Chi Yau Myra		- Tripping

2nd Period

Action	Time	ET/Res	Team	Type	No.	Name	(G)	Name of Assistant(s) / Action Description
Penalty	20:42		KOR	PS	11	KIM Dowon		- Tripping
PS miss	20:42		HKG	PS	10	IP Estelle Claudia		
Goal	22:08	3 : 0	KOR	EQ	10	CHOI Jiyeon	(1)	22 JUNG Siyun On Ice KOR 25 3 10 22 23 24 23 KIM Minseo HKG 25 11 18 22 23 24
Penalty	23:09	25:09	HKG	2 min.	19	WONG Ka Wing		- Tripping
Goal	28:08	4 : 0	KOR	EQ	16	LEE Eunji	(1)	11 KIM Dowon On Ice KOR 25 8 9 11 13 16 HKG 25 3 8 10 18 22
Penalty	31:05	33:05	HKG	2 min.	7	LAU Yeuk Ting		- Tripping
Penalty	36:08	38:08	KOR	2 min.	12	JUNG Yewon		- Illegal Hit
Goal	36:28	5 : 0	KOR	SH1	9	PARK Jongah	(1)	On Ice KOR 25 8 9 11 13 HKG 25 7 11 14 19 22

3rd Period

Action	Time	ET/Res	Team	Type	No.	Name	(G)	Name of Assistant(s) / Action Description
GK	40:00		KOR		20	BAE Jeongyeon		- Goalkeeper in
Goal	40:28	6 : 0	KOR	EQ	13	LEE Eunji	(1)	25 KIM Yeonju - Goalkeeper out On Ice KOR 20 8 9 11 13 16 16 LEE Eunji HKG 25 2 3 8 10 14 8 KIM Selin
Goal	48:48	7 : 0	KOR	EQ	3	EOM Suyeon	(1)	10 CHOI Jiyeon On Ice KOR 20 3 10 22 23 24 19 PARK Jiyeon HKG 25 5 7 9 17 19
Penalty	54:24	56:24	HKG	2 min.	21	FONG Chloe Beatriz		- Tripping
Penalty	56:11	56:33	HKG	2 min.	23	WONG Charleen		- Cross-Checking
Goal	56:33	8 : 0	KOR	PP1	8	KIM Selin	(2)	16 LEE Eunji On Ice KOR 20 8 9 10 13 16 HKG 25 3 8 21 22 *
GK	60:00		KOR					20 BAE Jeongyeon - Goalkeeper out
GK	60:00		HKG					25 MOK Hei Lam - Goalkeeper out



TUE 4 FEB 2025
Start Time 15:30
End Time 17:26

Goalkeeper Records

Team : KOR - Republic of Korea

Team : HKG - Hong Kong, China

No.	Name	SOG	SVS	MIP
25	KIM Yeonju	3	3	40:00
20	BAE Jeongyeon	2	2	20:00

No.	Name	SOG	SVS	MIP
25	MOK Hei Lam	76	68	60:00
1	LLOREN Olivia Li			

Game Statistics

Team : KOR (Blue)

Head Coach : KIM Doyun

										Shots on Goal				Time on Ice									
No.	Pos.	Name	G	A	P	PIM	FO+	FO-	FO+/-	FO%	1	2	3	OT	TS	+/-	1	2	3	OT	TOT	SHF	AVG
8	D	KIM Selin	2	1	3	0	0	0	0	0.00	5	1	1		7	+4	6:52	5:23	6:12		18:27	24	0:46
9	F	PARK Jongah	1	1	2	0	1	0	1	100.00	2	2	0		4	+4	7:17	6:00	6:46		20:03	25	0:48
11	D	KIM Dowon	0	1	1	0	0	0	0	0.00	1	0	1		2	+3	2:49	3:14	4:08		10:11	15	0:40
13	F	LEE Eunji +A	1	0	1	0	1	0	1	100.00	2	2	2		6	+4	6:33	5:32	5:47		17:52	24	0:44
16	F	LEE Eunji	1	3	4	0	15	4	11	78.95	2	3	2		7	+3	6:33	4:47	5:48		17:08	23	0:44
5	D	LEE Sojung	0	1	1	0	0	0	0	0.00	2	1	1		4	0	7:49	6:03	5:18		19:10	22	0:52
15	D	PARK Juyeon	0	0	0	0	0	0	0	0.00	0	0	0		0	0	3:46	4:11	4:32		12:29	14	0:53
17	F	HAN Soojin +C	0	0	0	0	8	5	3	61.54	3	1	0		4	0	7:51	6:26	4:53		19:10	22	0:52
18	F	HAN Yuan	0	0	0	0	0	0	0	0.00	1	2	1		4	0	7:35	5:01	4:47		17:23	21	0:49
19	F	PARK Jiyeon +A	1	1	2	0	0	0	0	0.00	7	0	1		8	0	8:03	6:11	5:00		19:14	22	0:52
3	F	EOM Suyeon	1	1	2	0	0	1	-1	0.00	0	2	5		7	+2	7:25	6:42	6:03		20:10	22	0:55
10	F	CHOI Jiyeon	1	1	2	0	4	2	2	66.67	1	2	2		5	+3	6:20	5:06	6:41		18:07	21	0:51
22	F	JUNG Siyun	0	1	1	0	0	1	-1	0.00	2	1	4		7	+2	3:14	4:24	5:08		12:46	14	0:54
23	D	KIM Minseo	0	1	1	0	0	0	0	0.00	1	0	0		1	+2	2:57	4:47	5:40		13:24	13	1:01
24	D	KANG Sihyun	0	0	0	0	0	0	0	0.00	0	1	0		1	+2	2:44	5:12	4:48		12:44	13	0:58
2	D	SONG Heeoh	0	0	0	0	0	0	0	0.00	1	1	0		2	0	2:23	3:39	3:28		9:30	16	0:35
4	F	PARK Minae	0	0	0	0	0	0	0	0.00	0	0	1		1	0	2:19	3:42	4:03		10:04	15	0:40
6	F	KANG Nara	0	0	0	0	6	5	1	54.55	0	3	0		3	0	2:17	3:34	3:33		9:24	15	0:37
7	D	PARK Ye Eun	0	0	0	0	0	0	0	0.00	0	0	0		0	0	3:02	3:44	3:45		10:31	16	0:39
12	F	JUNG Yewon	0	0	0	2	0	0	0	0.00	1	1	1		3	0	2:20	4:22	3:40		10:22	15	0:41
20	GK	BAE Jeongyeon	0	0	0	0					0	0	0		0								
25	GK	KIM Yeonju	0	0	0	0					0	0	0		0								
Total			8	12	20	2	35	18	17	66.04	31	23	22		76								

Team : HKG (White)

Head Coach : HUCKO Petr

										Shots on Goal				Time on Ice									
No.	Pos.	Name	G	A	P	PIM	FO+	FO-	FO+/-	FO%	1	2	3	OT	TS	+/-	1	2	3	OT	TOT	SHF	AVG
2	D	TAM Wing Hei	0	0	0	0	0	0	0	0.00	0	0	0		0	-1	7:41	8:32	4:38		20:51	15	1:23
3	F	LI Ching Laam	0	0	0	0	7	12	-5	36.84	0	0	0		0	-2	7:08	5:25	4:56		17:29	17	1:01
8	F	NG Renee Jasmine	0	0	0	0	1	3	-2	25.00	0	2	1		3	-2	10:38	6:09	5:56		22:43	19	1:11
10	F	IP Estelle Claudia	0	0	0	2	0	1	-1	0.00	0	1	0		1	-2	7:50	7:58	4:36		20:24	19	1:04
14	D	TSUI Chi Yau Myra	0	0	0	2	0	0	0	0.00	0	0	0		0	-2	7:03	7:35	4:44		19:22	14	1:23
11	F	CHEUNG Wing Yan	0	0	0	0	0	4	-4	0.00	0	0	0		0	-3	3:55	4:16	5:35		13:46	13	1:03
18	D	HO Janice Qing Qing	0	0	0	0	0	0	0	0.00	0	0	0		0	-3	3:31	5:08	4:48		13:27	12	1:07
22	D	LAM Andrea Winola	0	0	0	0	0	0	0	0.00	0	0	0		0	-4	4:23	5:42	5:26		15:31	15	1:02
23	F	WONG Charleen	0	0	0	2	1	0	1	100.00	0	0	0		0	-1	4:37	6:31	5:08		16:16	17	0:57
24	F	WANG Apple	0	0	0	0	0	0	0	0.00	0	0	0		0	-1	4:23	2:56	5:31		12:50	10	1:17
5	D	CHIM Agnes	0	0	0	2	0	0	0	0.00	0	0	0		0	-1	5:50	3:31	5:28		14:49	12	1:14
7	F	LAU Yeuk Ting	0	0	0	2	7	6	1	53.85	0	0	0		0	-3	4:44	4:27	5:56		15:07	16	0:56
9	D	KWOK Hoi Kei Ophelia +A	0	0	0	0	0	0	0	0.00	0	0	0		0	-1	6:22	4:01	6:01		16:24	13	1:15
17	F	CHENG Man Ying Katrina	0	0	0	0	0	0	0	0.00	0	0	0		0	-1	1:17	3:39	6:02		10:58	10	1:05
19	F	WONG Ka Wing	0	0	0	4	0	2	-2	0.00	0	0	1		1	-3	2:04	4:05	4:55		11:04	12	0:55
4	D	SO Hoi Kiu	0	0	0	0	0	0	0	0.00	0	0	0		0	0	2:37	1:45	4:42		9:04	10	0:54
12	F	LI Adrienne May +C	0	0	0	0	2	5	-3	28.57	0	0	0		0	0	1:58	4:11	2:51		9:00	9	1:00
13	D	LEUNG Tsui Shan Aman +A	0	0	0	0	0	2	-2	0.00	0	0	0		0	0	2:35	2:29	3:51		8:55	10	0:53
16	F	CHEUNG Tsz Ching	0	0	0	0	0	0	0	0.00	0	0	0		0	0	1:46	3:46	3:33		9:05	9	1:00
21	F	FONG Chloe Beatriz	0	0	0	2	0	0	0	0.00	0	0	0		0	0	2:01	3:54	3:01		8:56	10	0:53



TUE 4 FEB 2025
Start Time 15:30
End Time 17:26

Head Coach : HUCKO Petr

No.	Pos.	Name	G	A	P	PIM	FO+	FO-	FO+/-	FO%	Shots on Goal					+/-	Time on Ice						
											1	2	3	OT	TS		1	2	3	OT	TOT	SHF	AVG
1	GK	LLOREN Olivia Li	0	0	0	0					0	0	0		0								
25	GK	MOK Hei Lam	0	0	0	0					0	0	0		0								
Total			0	0	0	16	18	35	-17	33.96	0	3	2		5								

Group B

R	Team	GP	W	OTW	OTL	L	GDF	GF : GA	PTS
1	KAZ	1	1	0	0	0	+12	12 : 0	3
2	KOR	1	1	0	0	0	+8	8 : 0	3
3	TPE	1	1	0	0	0	+3	4 : 1	3
4	THA	1	0	0	0	1	-3	1 : 4	0
5	HKG	2	0	0	0	2	-20	0 : 20	0

	HKG	KAZ	KOR	THA	TPE
HKG	*****	0:12	0:8	SAT 08 FEB 19:30	SUN 09 FEB 19:30
KAZ	12:0	*****	SUN 09 FEB 15:30	TUE 04 FEB 19:30	THU 06 FEB 19:30
KOR	8:0	SUN 09 FEB 15:30	*****	THU 06 FEB 15:30	SAT 08 FEB 15:30
THA	SAT 08 FEB 19:30	TUE 04 FEB 19:30	THU 06 FEB 15:30	*****	1:4
TPE	SUN 09 FEB 19:30	THU 06 FEB 19:30	SAT 08 FEB 15:30	4:1	*****

Legend:

(G)	Goals in tournament	*	Does not count for Plus/minus	+/-	Plus/minus net	+A	Alternate Captain
+C	Captain	A	Assists	AVG	Average time on ice / shift	D	Defender
EQ	Equal strength	ET/Res	Penalty end time/Result of game	F	Forward	FO%	Face-offs won as percentage
FO+	Face-offs won	FO-	Face-offs lost	FO+/-	Face-offs net	G	Goals
GA	Goals against	GDF	Goal difference	GF	Goals for	GK	Goalkeeper
GP	Games played	L	Losses	MIP	Minutes in play (GK)	No.	Jersey number
OT	Overtime	OTL	Overtime losses	OTW	Overtime wins	P	Points
PIM	Penalties in minutes	Pos.	Position	PP1	Power play - 1 player	PPG	Power play goals
PS	Penalty shot	PTS	Points	R	Rank	SH1	Shorthanded - 1 player
SHF	Number of shifts	SHG	Shorthanded goals	SOG	Shots on goal	SVS	Saves
TOT	Total	TPP	Time on power play	TS	Total shots	W	Wins



Shot Chart


射门表

KOR - HKG

Shots by KOR

Goals (o): 2 SSG (+): 29

SSP (<): 17 SPG (-): 8



GK 25 of HKG



1st Period



Shots by HKG

Goals (o): 0 SSG (+): 0

SSP (>): 1 SPG (-): 0



GK 25 of KOR




Shots by HKG

Goals (o): 0

SSG (+): 3

SSP (<): 2

SPG (-): 0



GK 25 of KOR



2nd Period




Shots by KOR

Goals (o): 3

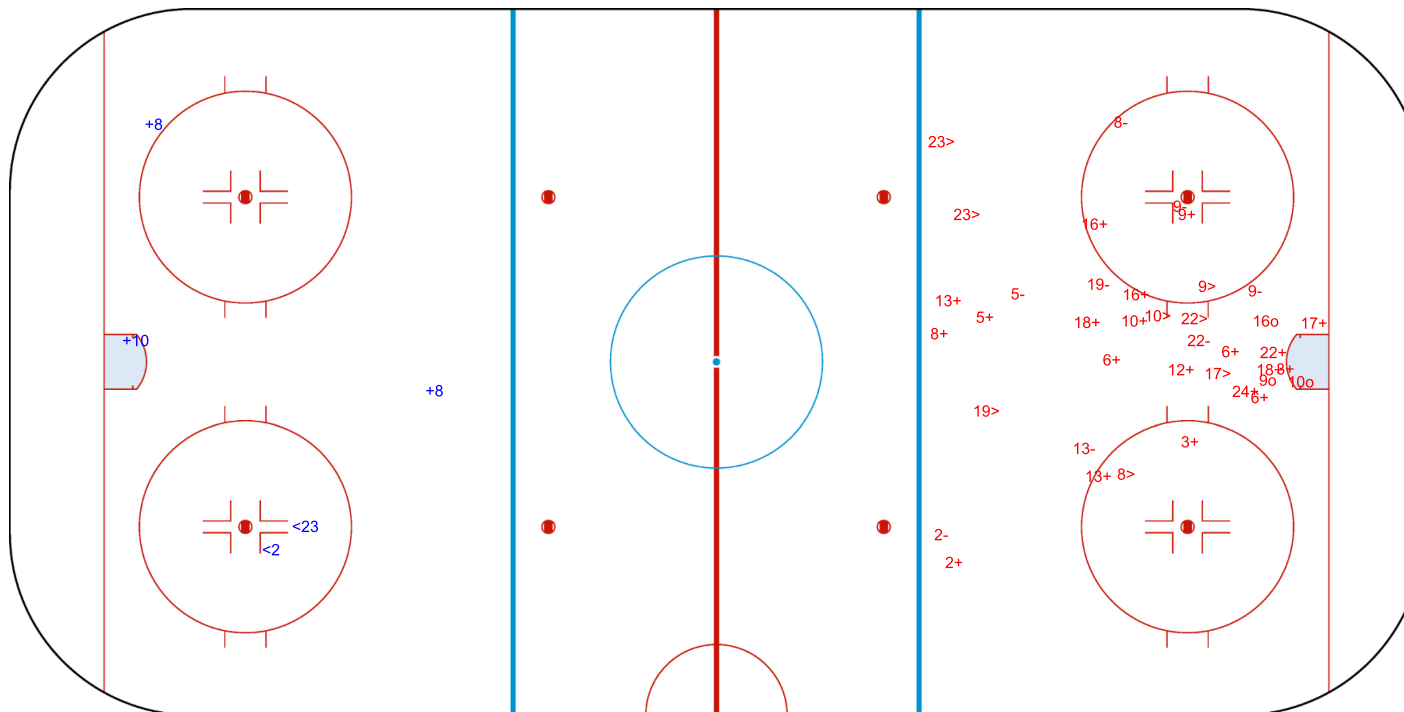
SSG (+): 20

SSP (>): 8

SPG (-): 8




GK 25 of HKG





Shots by KOR
Goals (o): 3
SSP (<): 13
SSG (+): 19
SPG (-): 9



GK 25 of HKG



3rd Period



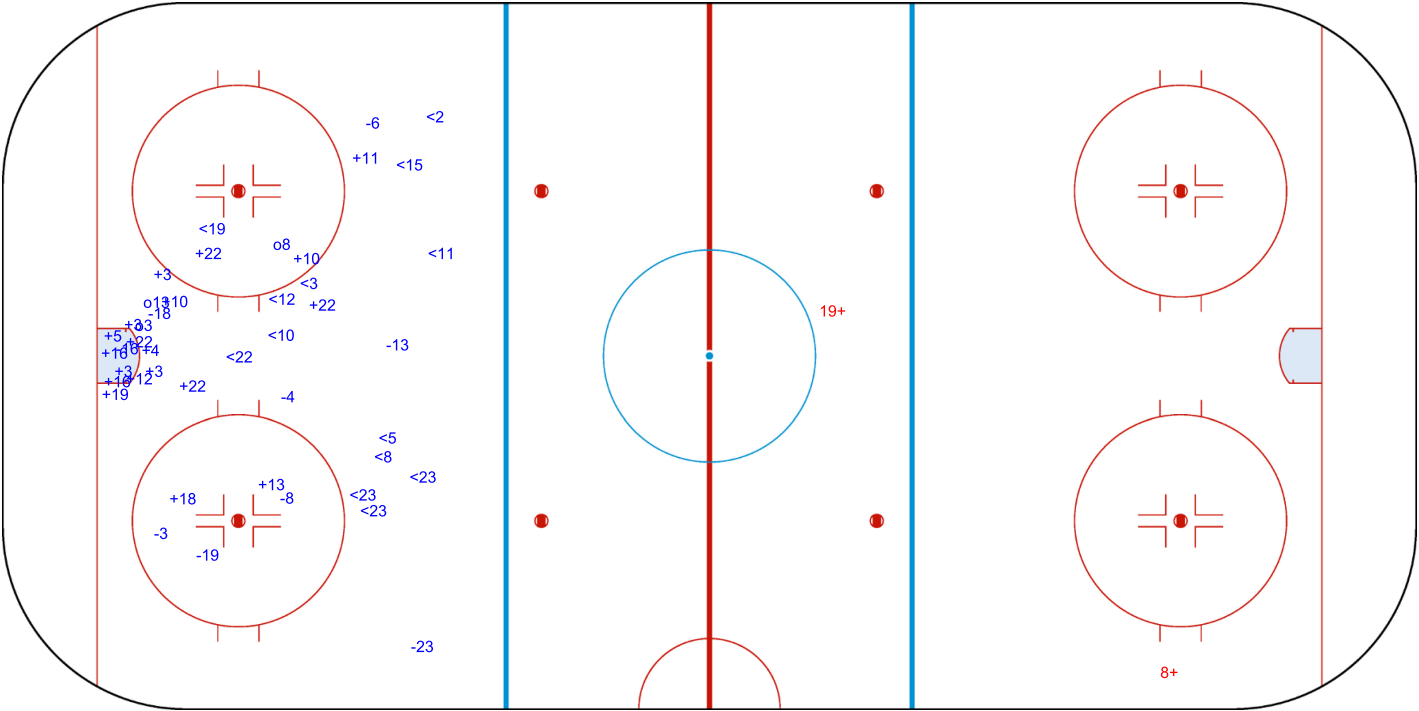
Shots by HKG
Goals (o): 0
SSP (>): 0
SSG (+): 2
SPG (-): 0



GK 20 of KOR



GK 25 of KOR



Legend:							
GK	Goalkeeper	SPG	Shots past goal	SSG	Shots saved by goalkeeper	SSP	Shots saved by player

Face-off Chart
争球表
KOR - HKG

1st PERIOD

	KOR		HKG		KOR		HKG		Total wins all zones
	Def. zone	Att. zone	Neutral zone		Att. zone	Def. zone			
	+ 16	- 3	- 16	+ 3	+ 17	- 3			
			+ 6	- 13	+ 16	- 19			
			+ 6	- 12	+ 16	- 19			
					+ 16	- 3			
					- 10	+ 7			
					+ 10	- 7			
					+ 16	- 10			
					+ 16	- 13			
				+ 17	- 3				
Total wins / period	1 / 100%	0 / 0%			- 17	+ 3			
					+ 16	- 3			
					+ 17	- 8			
				KOR		HKG			
				13 / 81%		3 / 19%			

2nd PERIOD

Total wins / period	KOR	HKG	KOR	HKG	KOR	HKG	Total wins all zones	
	Def. zone	Att. zone	Neutral zone		Att. zone	Def. zone		
	- 17	+ 23	- 16	+ 3	+ 16	- 7		
	+ 16	- 12	- 6	+ 7	+ 17	- 8		
	+ 13	- 7	+ 16	- 3	+ 6	- 7		
			- 17	+ 3	- 17	+ 12		
					+ 10	- 11		
					- 6	+ 7		
					- 16	+ 8		
					+ 17	- 3		
				+ 17	- 12			
				+ 10	- 3			
				- 10	+ 3			
				- 22	+ 7			

3rd PERIOD

Total wins / period	KOR	HKG	KOR	HKG	KOR	HKG	Total wins	
	Def. zone	Att. zone	Neutral zone		Att. zone	Def. zone	all zones	
	- 6	+ 7	+ 16	- 3	+ 10	- 11	KOR	HKG
	+ 9	- 3	+ 17	- 11	- 6	+ 7	12 / 67%	6 / 33%
	+ 16	- 11	- 3	+ 12	+ 16	- 12		
			+ 6	- 7	+ 6	- 8		
					+ 17	- 7		
					- 6	+ 3		
					- 16	+ 3		
					+ 16	- 3		
					+ 16	- 3		
					- 17	+ 7		
					+ 6	- 12		

2 / 67%	1 / 33%	3 / 75%	1 / 25%	7 / 64%	4 / 36%

TOTAL

	KOR	HKG	KOR	HKG	KOR	HKG	Total wins all zones
	Def. zone	Att. zone	Neutral zone		Att. zone	Def. zone	
Total wins / game	5 / 71%	2 / 29%	6 / 55%	5 / 45%	24 / 69%	11 / 31%	KOR 35 / 66% HKG 18 / 34%

HEAD TO HEAD

		HKG								Tot.	wins KOR	Dz	Nz	Az
No.		3	7	8	10	11	12	13	19	23				
KOR	3						0 - 1				1	0 0%		0 0%
	6	0 - 1	2 - 4	1 - 0			2 - 0	1 - 0			11	6 55%	0 0%	3 75%
	9	1 - 0									1	1 100%	1 100%	
	10	1 - 1	1 - 1			2 - 0					6	4 67%		4 67%
	13		1 - 0								1	1 100%	1 100%	
	16	7 - 3	1 - 0	0 - 1	1 - 0	1 - 0	2 - 0	1 - 0	2 - 0		19	15 79%	3 100%	2 50%
	17	3 - 2	1 - 1	2 - 0		1 - 0	1 - 1			0 - 1	13	8 62%	0 0%	1 50%
	22		0 - 1								1	0 0%		0 0%
Tot.		19	13	4	1	4	7	2	2	1	53	35 66%	5 71%	6 55%
wins HKG		7 37%	7 54%	1 25%	0 0%	0 0%	2 29%	0 0%	0 0%	1 100%	18 34%			
Dz		4 33%	5 56%	1 25%	0 0%	0 0%	1 25%	0 0%	0 0%		11 31%			
Nz		3 60%	1 50%			0 0%	1 50%	0 0%			5 45%			
Az		0 0%	1 50%			0 0%	0 0%			1 100%	2 29%			

Legend:

Az Attacking zone Dz Defending zone No. Jersey number Nz Neutral zone Tot. Total face-offs played

Game Roster

比赛名单

KAZ - THA

Referees

LEE Kyung Sun (KOR) , NAKAYAMA Miyuki (JPN)

Linespersons

MATSUO Kumiko (JPN) , WANG Hui (CHN)

Goalkeepers

Team: KAZ

No.	Name	GP	MIP	GA	SVS	SOG	SVS%	GAA
1	FEOKTISTOVA Zlatotsveta	0	00:00	0	0	0	0.00	0.00
20	CHSHYOKOLOVA Arina	1	60:00	0	10	10	100.00	0.00
25	GOVTVA Polina	1	00:00	0	0	0	0.00	0.00

Team Roster

Team: KAZ (Blue)

No.	Pos.	Name	GP	G	A	PTS	PIM	+/-
1	GK	FEOKTISTOVA Zlatotsveta	0	0	0	0	0	
2	D	VORONOVA Alexandra	1	0	3	3	0	+5
3	F	SAYAKHATKYZY Munira	1	3	0	3	0	+5
4	D	MESKINI Katrin	1	0	0	0	0	+1
5	F	ALDABERGENOVA Malika	1	0	1	1	0	+2
7	F	ASHIMOVA Pernesh	1	0	2	2	0	+3
8	F	FILIMONOVA Nadezhda	1	0	2	2	0	+3
9	D	MOLDABAY Dariya	1	1	1	2	0	+3
10	F	SHEGAY Alexandra	1	0	1	1	0	+3
11	D	YAKOVLEVA Polina	1	0	0	0	0	+1
12	F	SAYAKHATKYZY Dilnaz	1	3	1	4	0	+6
13	D	TURSYNOVA Madina	1	1	1	2	0	+3
14	F	SVIRIDOVA Larissa	1	1	2	3	0	+3
15	D	PYATKOVA Anna	1	0	1	1	0	+3
17	D	OLZHABAYEVA Aida	1	0	1	1	2	+3
18	F	ORAZBAYEVA Anastasiya	1	1	0	1	0	+3
19	F	IVANCHENKO Alina	1	0	0	0	0	+1
20	GK	CHSHYOKOLOVA Arina	1	0	0	0	0	
21	D	BUTORINA Yuliya	1	0	2	2	0	+5
22	F	ZUBKOVA Sofiya	1	1	2	3	0	+5
23	F	KOROLEVA Tatyana	1	0	1	1	0	+1
24	F	KUTSENKO Yekaterina	1	1	0	1	0	+1
25	GK	GOVTVA Polina	1	0	0	0	0	

Head Coach: TEBENKOV Alexandr

Team: THA

No.	Name	GP	MIP	GA	SVS	SOG	SVS%	GAA
1	KUNTHADAPAKORN Thamida	1	59:45	3	38	41	92.68	3.01
2	WATTANAKULCHARO ENCHAI Wilaksaya	1	00:00	0	0	0	0.00	0.00

Team: THA (White)

No.	Pos.	Name	GP	G	A	PTS	PIM	+/-
1	GK	KUNTHADAPAKORN Thamida	1	0	0	0	0	
2	GK	WATTANAKULCHAROENC HAI Wilaksaya	1	0	0	0	0	
3	D	LOYKULNANT Nisthanant	1	0	0	0	2	0
5	F	BOONYUBOL Varachanant	1	0	0	0	0	0
6	F	POTHONG Avita	1	0	0	0	0	-1
7	F	THAMMA Supitsara	1	0	0	0	0	-1
8	F	KHANPAKDEE Phraephailin	1	0	0	0	0	0
9	F	VORAWAT Pacharamon	1	0	1	1	0	+1
10	F	SIRIVIKUL Woranittha	1	0	0	0	0	0
11	D	DEJTHAI Prim	1	0	0	0	0	-1
12	F	SORNPROM Pattranid	1	0	0	0	0	0
13	F	KOSANUNT Apichaya	1	0	0	0	0	-2
14	D	CHIMPRADID Marisa	1	0	0	0	0	-1
15	F	SAKCHAICHAROENKUL Pawarisa	1	0	0	0	0	0
16	F	RATTANANAI Wirasinee	1	0	0	0	0	0
17	F	POKA Rinrada	1	0	0	0	0	0
18	F	KHANPAKDEE Phraephloi	1	0	0	0	0	0
19	D	PANYAMANEERAT Suwipa	1	0	1	1	2	0
21	F	YANNAKORNTHANAPUNT Thipwarintorn	1	1	0	1	0	-1
22	D	SAENTES Kanpitcha	1	0	0	0	0	0
23	D	JITTRESIN Sirikarn	1	0	0	0	4	0
24	D	SRICHAMNONG Jaravee	1	0	0	0	0	0

Head Coach: RAWLYK Rory Joseph

Legend:

+/-	Plus/minus net	A	Assists	D	Defender	F	Forward
G	Goals	GA	Goals against	GAA	Goals against as average per 60 minutes	GK	Goalkeeper
GP	Games played	MIP	Minutes and seconds played	No.	Jersey number	PIM	Penalties in minutes
Pos.	Position	PTS	Points	SOG	Shots on goal	SVS	Saves
SVS%	Saves in percentage						

Line-Ups 阵容

KAZ - THA

Referees

LEE Kyung Sun (KOR), NAKAYAMA Miyuki (JPN)

Linespersons

MATSUO Kumiko (JPN), WANG Hui (CHN)

Goalkeepers

Team: KAZ

No.	Name
20	CHSHYOKOLOVA Arina
25	GOVTVA Polina

Team: THA

No.	Name
1	KUNTHADAPAKORN Thamida
2	WATTHANAKULCHAROENCHAI Wilaksaya

Team Line-ups

Team: KAZ (Blue)

No.	Pos.	Name
9	D	MOLDABAY Dariya +A
13	D	TURSYNOVA Madina
8	F	FILIMONOVA Nadezhda
10	F	SHEGAY Alexandra
18	F	ORAZBAYEVA Anastasiya +C
15	D	PYATKOVA Anna
17	D	OLZHABAYEVA Aida
5	F	ALDABERGENOVA Malika +A
7	F	ASHIMOVA Pernesh
14	F	SVIRIDOVA Larissa
2	D	VORONOVA Alexandra
21	D	BUTORINA Yuliya
3	F	SAYAKHATKYZY Munira
12	F	SAYAKHATKYZY Dilnaz
22	F	ZUBKOVA Sofiya
4	D	MESKINI Katrin
11	D	YAKOVLEVA Polina
19	F	IVANCHENKO Alina
23	F	KOROLEVA Tatyana
24	F	KUTSENKO Yekaterina

Head Coach: TEBENKOV Alexandr

Team: THA (White)

No.	Pos.	Name
11	D	DEJTHAI Prim
23	D	JITTRESIN Sirikarn +A
7	F	THAMMA Supitsara
13	F	KOSANUNT Apichaya
21	F	YANNAKORNTHANAPUNT Thipwarintorn +C
14	D	CHIMPRADID Marisa
19	D	PANYAMANEERAT Suwipa
6	F	POTHONG Avita
9	F	VORAWAT Pacharamon
15	F	SAKCHAICHAROENKUL Pawarisa +A
3	D	LOYKULNANT Nisthanant
22	D	SAENTES Kanpitcha
5	F	BOONYUBOL Varachanant
16	F	RATTANANAI Wirasinee
17	F	POKA Rinrada
24	D	SRICHAMNONG Jaravee
8	F	KHANPAKDEE Phraephailin
10	F	SIRIVIKUL Woranittha
12	F	SORNPROM Pattranid
18	F	KHANPAKDEE Phraephloi

Head Coach: RAWLYK Rory Joseph

NOT DRESSED:

1 GK FEOKTISTOVA Zlatotsveta

Legend:

+A Alternate Captain
No. Jersey number

+C Captain
Pos. Position

D Defender

F Forward

Graphical Line-ups 阵容图

KAZ - THA

Referees

LEE Kyung Sun (KOR) , NAKAYAMA Miyuki (JPN)

Linespersons

MATSUO Kumiko (JPN) , WANG Hui (CHN)

Team: KAZ - Kazakhstan (Blue)

Head Coach: TEBENKOV Alexandr

S1 20 CHSHYOKOLOVA Arina		
25 GOVTVA Polina		
S4 8 FILIMONOVA Nadezhda	S6 18 ORAZBAYEVA Anastasiya +C	S5 10 SHEGAY Alexandra
S2 9 MOLDABAY Dariya +A	S3 13 TURSINOVA Madina	
7 ASHIMOVA Pernesh	5 ALDABERGENOVA Malika +A	14 SVIRIDOVA Larissa
15 PYATKOVA Anna		17 OLZHABAYEVA Aida
3 SAYAKHATKYZY Munira	12 SAYAKHATKYZY Dilnaz	22 ZUBKOVA Sofiya
2 VORONOVA Alexandra		21 BUTORINA Yuliya
19 IVANCHENKO Alina	24 KUTSENKO Yekaterina	23 KOROLEVA Tatyana
4 MESKINI Katrin		11 YAKOVLEVA Polina

Team: THA - Thailand (White)

Head Coach: RAWLYK Rory Joseph

S1 1 KUNTHADAPAKORN Thamida		
2 WATTANAKULCHAROENCHAI Wilaksaya		
S4 7 THAMMA Supitsara	S6 21 YANNAKORNTHANAPUNT Thipwarintorn +C	S5 13 KOSANUNT Apichaya
S3 23 JITTRESIN Sirikarn +A	S2 11 DEJTHAI Prim	
15 SAKCHAICHAROENKUL Pawarisa +A	6 POTHONG Avita	9 VORAWAT Pacharamon
14 CHIMPRADID Marisa		19 PANYAMANEERAT Suwipa
5 BOONYUBOL Varachanant	17 POKA Rinrada	16 RATTANANAI Wirasinee
22 SAENTES Kanpitcha		3 LOYKULNANT Nisthanant
8 KHANPAKDEE Phraephailin	18 KHANPAKDEE Phraephloi	10 SIRIVIKUL Woranittha
24 SRICHAMNONG Jaravee		12 SORNPROM Pattranid

Legend:

+A Alternate Captain

+C Captain

Sn

Starting position

Timing & Results provided by BORNAN



TUE 4 FEB 2025
Start Time 19:30
End Time 21:29

Game Summary 比赛总结

KAZ - THA 9 - 0 (2 - 0, 3 - 0, 4 - 0)

Spectators	Referees	Linespersons
1019	LEE Kyung Sun (KOR) , NAKAYAMA Miyuki (JPN)	MATSUO Kumiko (JPN) , WANG Hui (CHN)

Team Statistics

Period	Score	SVS	SOG	PIM	TPP	PPG	SHG
1	2 : 0	1 : 11	13 : 1	2 : 6	03:34 : 01:00	1 : 0	0 : 0
2	3 : 0	2 : 29	32 : 2	0 : 6	04:35 : 00:00	0 : 0	0 : 0
3	4 : 0	2 : 15	19 : 2	0 : 2	00:09 : 00:00	1 : 0	0 : 0
Total	9 : 0	5 : 55	64 : 5	2 : 14	08:18 : 01:00	2 : 0	0 : 0

1st Period

Action	Time	ET/Res	Team	Type	No.	Name	(G)	Name of Assistant(s) / Action Description
GK	00:00		THA		1	KUNTHADAPAKORN T		- Goalkeeper in
GK	00:00		KAZ		20	CHSHYOKOLOVA Arina		- Goalkeeper in
Penalty	08:00	10:00	THA	2 min.	7	THAMMA Supitsara		- Slashing
Penalty	09:41	11:41	KAZ	2 min.	7	ASHIMOVA Pernesh		- Illegal Hit
Penalty	11:00	13:00	THA	2 min.	23	JITTRESIN Sirikarn		- Tripping
Goal	13:03	1 : 0	KAZ	EQ	22	ZUBKOVA Sofiya	(2)	17 OLZHABAYEVA Aida On Ice KAZ 20 2 3 12 21 22 THA 1 13 14 15 19 23
Penalty	16:59	17:33	THA	2 min.	6	POTHONG Avita		- Slashing
Goal	17:33	2 : 0	KAZ	PP1	18	ORAZBAYEVA A	(2)	9 MOLDBABAY Dariya On Ice KAZ 20 8 9 10 13 18 13 TURSNOVA Madina THA 1 13 15 19 23 *

2nd Period

Action	Time	ET/Res	Team	Type	No.	Name	(G)	Name of Assistant(s) / Action Description
Penalty	20:23	22:23	THA	2 min.	21	YANNAKORNTHANAPUNT		- Tripping
Penalty	26:51	28:51	THA	2 min.	13	KOSANUNT Apichaya		- Tripping
Penalty	27:26	29:26	THA	2 min.	21	YANNAKORNTHANAPUNT		- Slashing
Goal	29:36	3 : 0	KAZ	EQ	8	FILIMONOVA N	(1)	10 SHEGAY Alexandra On Ice KAZ 20 8 9 10 13 18 13 TURSNOVA Madina THA 1 7 11 13 14 21
Goal	30:35	4 : 0	KAZ	EQ	22	ZUBKOVA Sofiya	(3)	17 OLZHABAYEVA Aida On Ice KAZ 20 3 5 15 17 22 5 ALDABERGENOVA M THA 1 6 7 13 19 23
Goal	31:08	5 : 0	KAZ	EQ	22	ZUBKOVA Sofiya	(4)	2 VORONOVA On Ice KAZ 20 2 3 12 21 22 Alexandra THA 1 3 9 14 17 21 5 ALDABERGENOVA M

3rd Period

Action	Time	ET/Res	Team	Type	No.	Name	(G)	Name of Assistant(s) / Action Description
Goal	50:20	6 : 0	KAZ	EQ	3	SAYAKHATKYZY M	(4)	22 ZUBKOVA Sofiya On Ice KAZ 20 2 3 12 21 22 12 SAYAKHATKYZY D THA 1 7 13 14 15 19
Goal	53:42	7 : 0	KAZ	EQ	10	SHEGAY Alexandra	(1)	9 MOLDBABAY Dariya On Ice KAZ 20 5 10 14 15 17 THA 1 7 9 11 21 23
Goal	55:28	8 : 0	KAZ	EQ	22	ZUBKOVA Sofiya	(5)	4 MESKINI Katrin On Ice KAZ 20 3 4 11 22 24 3 SAYAKHATKYZY M THA 1 6 13 14 15 19
Penalty	57:35	57:44	THA	2 min.	6	POTHONG Avita		- Illegal Hit
Goal	57:44	9 : 0	KAZ	PP1	15	PYATKOVA Anna	(1)	7 ASHIMOVA Pernesh On Ice KAZ 20 5 7 14 15 17 17 OLZHABAYEVA Aida THA 1 13 14 15 19 *
GK	60:00		KAZ					20 CHSHYOKOLOVA Arina - Goalkeeper out
GK	60:00		THA					1 KUNTHADAPAKORN T - Goalkeeper out

TUE 4 FEB 2025
Start Time 19:30
End Time 21:29

Preliminary round - Group B, Game 4
小组赛轮次 - B组, 比赛 4

Goalkeeper Records

Team : KAZ - Kazakhstan

Team : THA - Thailand

No.	Name	SOG	SVS	MIP
20	CHSHYOKOLOVA Arina	5	5	60:00
25	GOVTVA Polina			

No.	Name	SOG	SVS	MIP
1	KUNTHADAPAKORN Thamida	64	55	60:00
2	WATTANAKULCHAROENCHAI Wilaksaya			

Game Statistics

Team : KAZ (Blue)

Head Coach : TEBENKOV Alexandr

Head Coach : TEBENKOV Alexandr										Shots on Goal					Time on Ice									
No.	Pos.	Name	G	A	P	PIM	FO+	FO-	FO+/-	FO%	1	2	3	OT	TS	+/-	1	2	3	OT	TOT	SHF	AVG	
8	F	FILIMONOVA Nadezhda	1	0	1	0	0	0	0	0.00	0	1	0		1	+1	4:22	5:47	5:06		15:15	20	0:45	
9	D	MOLDABAY Dariya +A	0	2	2	0	0	0	0	0.00	0	3	1		4	+1	7:24	5:41	5:40		18:45	24	0:46	
10	F	SHEGAY Alexandra	1	1	2	0	0	0	0	0.00	2	3	3		8	+2	6:27	6:18	5:00		17:45	22	0:48	
13	D	TURSYNOVA Madina	0	2	2	0	0	0	0	0.00	0	1	1		2	+1	6:59	6:09	4:39		17:47	23	0:46	
18	F	ORAZBAYEVA Anastassiya +C	1	0	1	0	17	3	14	85.00	1	2	1		4	+1	5:59	5:38	5:05		16:42	22	0:45	
5	F	ALDABERGENOVA Malika +A	0	2	2	0	15	2	13	88.24	0	0	2		2	+2	8:08	6:13	4:16		18:37	21	0:53	
7	F	ASHIMOVA Pernesh	0	1	1	2	0	0	0	0.00	1	4	3		8	0	7:37	6:11	3:31		17:19	20	0:51	
14	F	SVIRIDOVA Larissa	0	0	0	0	0	0	0	0.00	1	1	0		2	+1	7:37	6:14	3:40		17:31	21	0:50	
15	D	PYATKOVA Anna	1	0	1	0	0	0	0	0.00	2	3	2		7	+2	8:38	6:23	4:11		19:12	21	0:54	
17	D	OLZHABAYEVA Aida	0	3	3	0	0	0	0	0.00	0	4	0		4	+2	8:16	6:20	3:51		18:27	21	0:52	
2	D	VORONOVA Alexandra	0	1	1	0	0	0	0	0.00	0	1	0		1	+3	4:14	7:04	4:08		15:26	19	0:48	
3	F	SAYAKHATKYZY Munira	1	1	2	0	0	0	0	0.00	1	1	1		3	+5	6:07	7:41	5:36		19:24	19	1:01	
12	F	SAYAKHATKYZY Dilnaz	0	1	1	0	10	0	10	100.00	3	1	0		4	+3	5:51	8:29	5:27		19:47	19	1:02	
21	D	BUTORINA Yuliya	0	0	0	0	0	0	0	0.00	1	4	2		7	+3	4:29	8:23	4:15		17:07	19	0:54	
22	F	ZUBKOVA Sofiya	4	1	5	0	0	0	0	0.00	1	3	1		5	+5	5:52	7:29	5:33		18:54	19	0:59	
4	D	MESKINI Katrin	0	1	1	0	0	0	0	0.00	0	0	2		2	+1	0:00	0:00	6:12		6:12	5	1:14	
11	D	YAKOVLEVA Polina	0	0	0	0	0	0	0	0.00	0	0	0		0	+1	0:00	0:00	7:04		7:04	5	1:24	
19	F	IVANCHENKO Alina	0	0	0	0	0	0	0	0.00	0	0	0		0	0	0:00	0:00	5:39		5:39	5	1:07	
23	F	KOROLEVA Tatyana	0	0	0	0	1	0	1	100.00	0	0	0		0	0	0:00	0:00	5:57		5:57	5	1:11	
24	F	KUTSENKO Yekaterina	0	0	0	0	1	0	1	100.00	0	0	0		0	+1	0:00	0:00	5:10		5:10	5	1:02	
20	GK	CHSHYOKOLOVA Arina	0	0	0	0					0	0	0		0									
25	GK	GOVTVA Polina	0	0	0	0					0	0	0		0									
Total			9	16	25	2	44	5	39	89.80	13	32	19		64									

Team : THA (White)

Head Coach : RAWLYK Rory Joseph

Head Coach : RAWLYK Rory Joseph										Shots on Goal					Time on Ice								
No.	Pos.	Name	G	A	P	PIM	FO+	FO-	FO+/-	FO%	1	2	3	OT	TS	+/-	1	2	3	OT	TOT	SHF	AVG
7	F	THAMMA Supitsara	0	0	0	2	0	1	-1	0.00	1	0	0		1	-4	7:45	7:50	7:26		23:01	21	1:05
11	D	DEJTHAI Prim	0	0	0	0	0	0	0	0.00	0	0	0		0	-2	9:51	9:17	10:59		30:07	17	1:46
13	F	KOSANUNT Apichaya	0	0	0	2	0	0	0	0.00	0	1	1		2	-5	10:14	7:29	9:00		26:43	20	1:20
21	F	YANNAKORNTHANAPUNT Thipwarintorn +C	0	0	0	4	5	19	-14	20.83	0	1	0		1	-3	12:13	6:56	12:19		31:28	24	1:18
23	D	JITTRESIN Sirikarn +A	0	0	0	2	0	0	0	0.00	0	0	0		0	-3	12:13	9:22	11:32		33:07	18	1:50
6	F	POTHONG Avita	0	0	0	4	0	14	-14	0.00	0	0	0		0	-2	8:41	6:47	7:47		23:15	18	1:17
9	F	VORAWAT Pacharamon	0	0	0	0	0	0	0	0.00	0	0	0		0	-2	5:21	5:51	7:46		18:58	16	1:11
14	D	CHIMPRADID Marisa	0	0	0	0	0	0	0	0.00	0	0	0		0	-5	7:25	8:39	8:28		24:32	17	1:26
15	F	SAKCHAICHAROENKUL Pawarisa +A	0	0	0	0	0	10	-10	0.00	0	0	0		0	-3	6:25	8:42	8:24		23:31	18	1:18
19	D	PANYAMANEERAT Suwipa	0	0	0	0	0	0	0	0.00	0	0	1		1	-4	10:34	10:10	9:01		29:45	16	1:51
3	D	LOYKULNANT Nisthanant	0	0	0	0	0	0	0	0.00	0	0	0		0	-1	0:00	0:33	0:00		0:33	1	0:33
5	F	BOONYUBOL Varachanant	0	0	0	0	0	0	0	0.00	0	0	0		0	0	1:01	3:14	0:00		4:15	2	2:07
16	F	RATTANANAI Wirasinee	0	0	0	0	0	0	0	0.00	0	0	0		0	0	2:17	1:22	4:22		8:01	9	0:53
17	F	POKA Rinrada	0	0	0	0	0	0	0	0.00	0	0	0		0	-1	1:26	1:29	2:47		5:42	5	1:08
22	D	SAENTES Kanpitcha	0	0	0	0	0	0	0	0.00	0	0	0		0	0	0:00	0:17	0:00		0:17	1	0:17
8	F	KHANPAKDEE Phraephailin	0	0	0	0	0	0	0	0.00	0	0	0		0	0	0:00	1:37	0:00		1:37	1	1:37
10	F	SIRIVIKUL Woranittha	0	0	0	0	0	0	0	0.00	0	0	0		0	0	0:00	0:00	0:00		0:00	0	0:00
12	F	SORNPROM Pattranid	0	0	0	0	0	0	0	0.00	0	0	0		0	0	0:00	3:00	0:00		3:00	1	3:00
18	F	KHANPAKDEE Phraephloi	0	0	0	0	0	0	0	0.00	0	0	0		0	0	0:00	1:25	0:00		1:25	1	1:25

Timing & Results provided by BORNAN



TUE 4 FEB 2025
Start Time 19:30
End Time 21:29

Head Coach : RAWLYK Rory Joseph											Shots on Goal					Time on Ice							
No.	Pos.	Name	G	A	P	PIM	FO+	FO-	FO+/-	FO%	1	2	3	OT	TS	+/-	1	2	3	OT	TOT	SHF	AVG
24	D	SRICHAMNONG Jaravee	0	0	0	0	0	0	0	0.00	0	0	0		0	0	0:00	0:00	0:00		0:00	0	0:00
1	GK	KUNTHADAPAKORN Thamida	0	0	0	0					0	0	0		0								
2	GK	WATTHANAKULCHAROENCHAI Wilaksaya	0	0	0	0					0	0	0		0								
Total			0	0	0	14	5	44	-39	10.20	1	2	2		5								

Group B

R	Team	GP	W	OTW	OTL	L	GDF	GF : GA	PTS
1	KAZ	2	2	0	0	0	+21	21 : 0	6
2	KOR	1	1	0	0	0	+8	8 : 0	3
3	TPE	1	1	0	0	0	+3	4 : 1	3
4	THA	2	0	0	0	2	-12	1 : 13	0
5	HKG	2	0	0	0	2	-20	0 : 20	0

	HKG	KAZ	KOR	THA	TPE
HKG	*****	0:12	0:8	SAT 08 FEB 19:30	SUN 09 FEB 19:30
KAZ	12:0	*****	SUN 09 FEB 15:30	9:0	THU 06 FEB 19:30
KOR	8:0	SUN 09 FEB 15:30	*****	THU 06 FEB 15:30	SAT 08 FEB 15:30
THA	SAT 08 FEB 19:30	0:9	THU 06 FEB 15:30	*****	1:4
TPE	SUN 09 FEB 19:30	THU 06 FEB 19:30	SAT 08 FEB 15:30	4:1	*****

Legend:

(G)	Goals in tournament	*	Does not count for Plus/minus	+/-	Plus/minus net	+A	Alternate Captain
+C	Captain	A	Assists	AVG	Average time on ice / shift	D	Defender
EQ	Equal strength	ET/Res	Penalty end time/Result of game	F	Forward	FO%	Face-offs won as percentage
FO+	Face-offs won	FO-	Face-offs lost	FO+/-	Face-offs net	G	Goals
GA	Goals against	GDF	Goal difference	GF	Goals for	GK	Goalkeeper
GP	Games played	L	Losses	MIP	Minutes in play (GK)	No.	Jersey number
OT	Overtime	OTL	Overtime losses	OTW	Overtime wins	P	Points
PIM	Penalties in minutes	Pos.	Position	PP1	Power play - 1 player	PPG	Power play goals
PTS	Points	R	Rank	SHF	Number of shifts	SHG	Shorthanded goals
SOG	Shots on goal	SVS	Saves	TOT	Total	TPP	Time on power play
TS	Total shots	W	Wins				



Shot Chart

射门表

KAZ - THA

Shots by THA

Goals (o): 0 SSG (+): 1
SSP (<): 1 SPG (-): 2



GK 20 of KAZ




1st Period

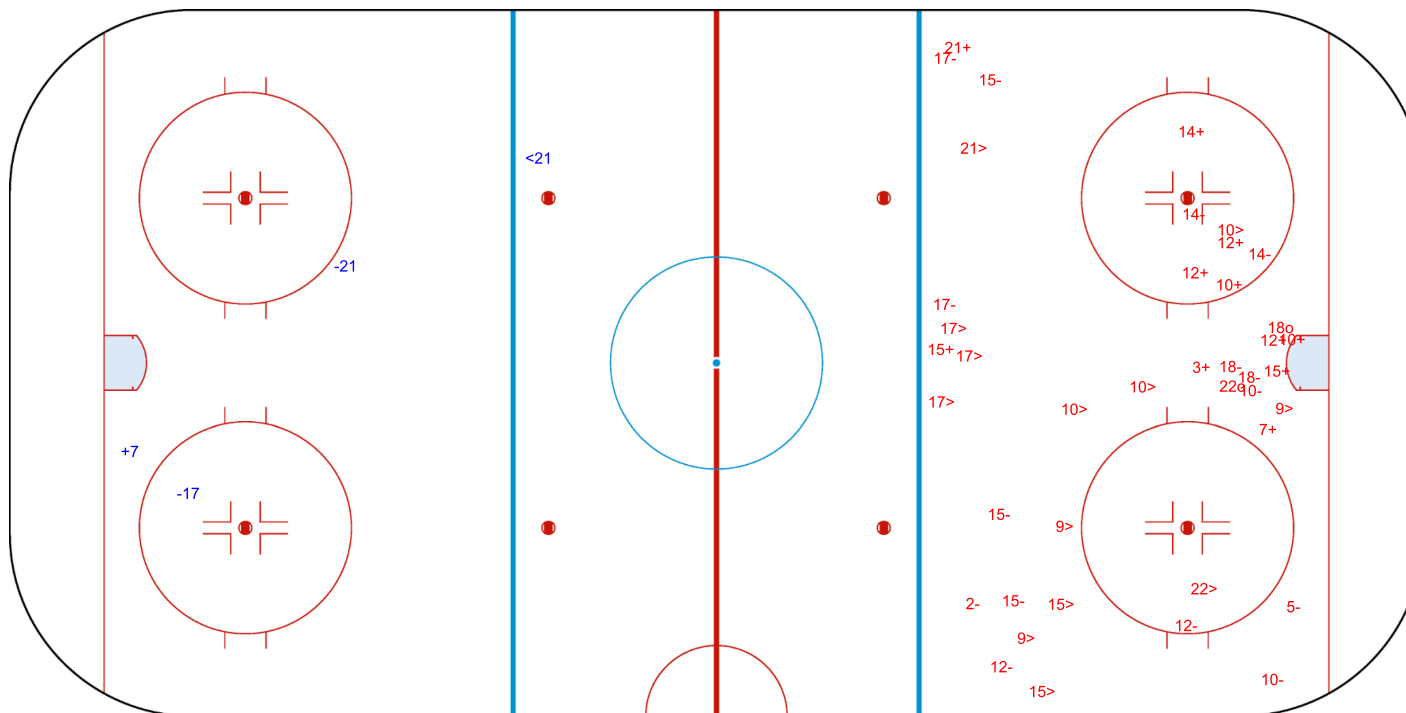


Shots by KAZ

Goals (o): 2 SSG (+): 11
SSP (>): 13 SPG (-): 15



GK 1 of THA






Shots by KAZ

Goals (o): 3

SSG (+): 29

SSP (<): 6

SPG (-): 11



GK 1 of THA



2nd Period



Shots by THA

Goals (o): 0

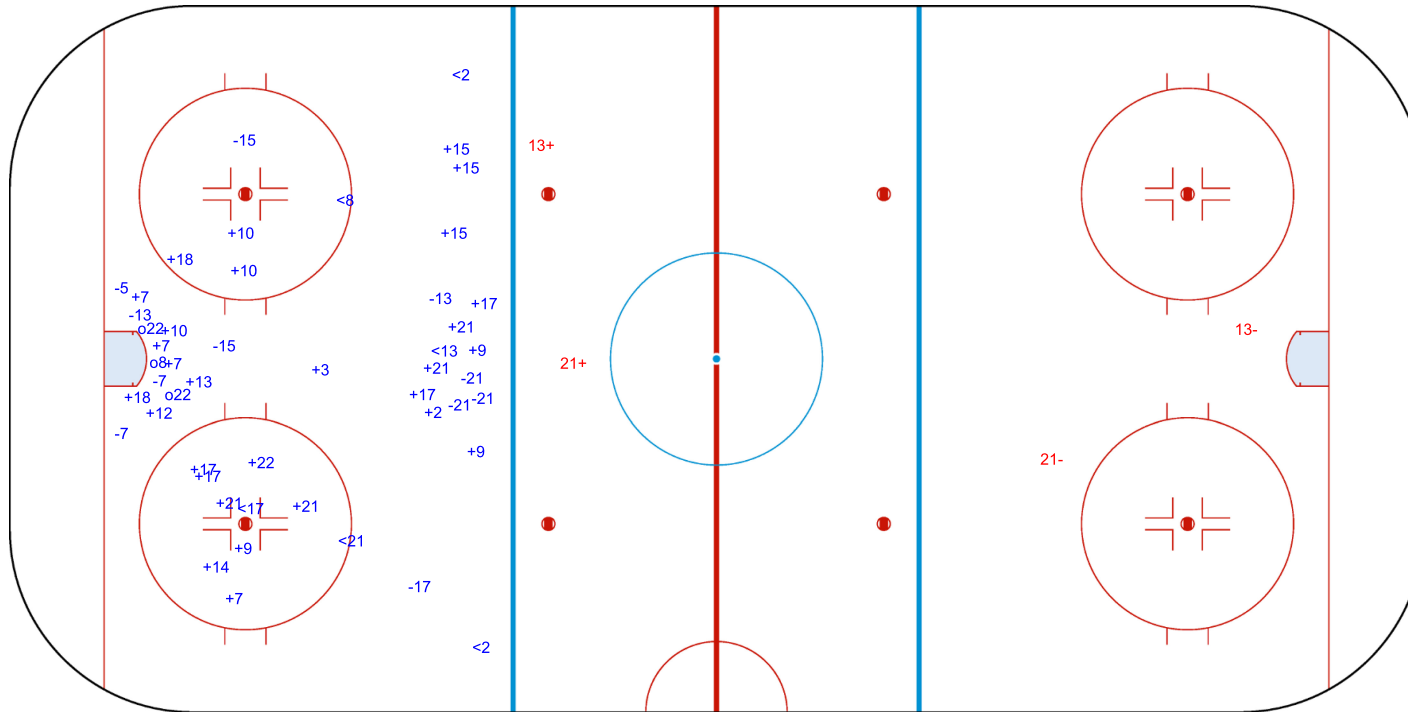
SSG (+): 2

SSP (>): 0

SPG (-): 2



GK 20 of KAZ





Shots by THA
Goals (o): 0
SSP (<): 1

SSG (+): 2
SPG (-): 1



GK 20 of KAZ

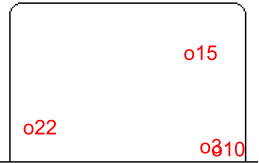


3rd Period

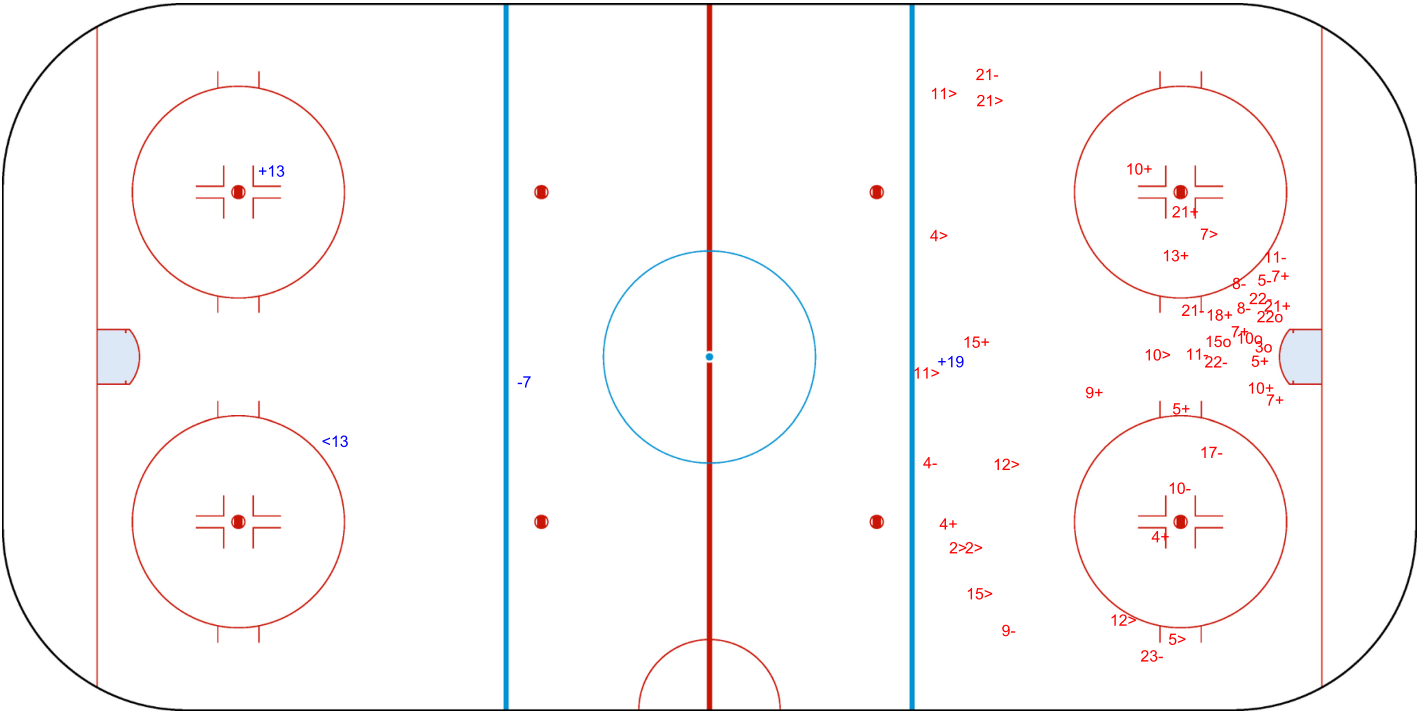


Shots by KAZ
Goals (o): 4
SSP (>): 12

SSG (+): 15
SPG (-): 14



GK 1 of THA



Legend:							
GK	Goalkeeper	SPG	Shots past goal	SSG	Shots saved by goalkeeper	SSP	Shots saved by player

Preliminary round - Group B, Game 4

KAZ - THA

KAZ	THA	KAZ	THA	KAZ	THA
Def. zone	Att. zone	Neutral zone		Att. zone	Def. zone
+ 18	- 6	- 18	+ 21	+ 18	- 21
+ 5	- 21	+ 12	- 6	+ 12	- 6
+ 18	- 21	+ 18	- 21	- 18	+ 21
		+ 5	- 21	+ 18	- 15
				+ 5	- 21
				+ 18	- 21
				+ 18	- 15
				+ 18	- 7
3 / 100%	0 / 0%	3 / 75%	1 / 25%	7 / 88%	1 / 12%

KAZ	THA
13 / 87%	2 / 13%

KAZ		THA		KAZ		THA	
Def. zone	Att. zone	Neutral zone		Att. zone	Def. zone	Neutral zone	
- 18	+ 21	+ 18	- 21	+ 5	- 15		
+ 18	- 21	+ 18	- 15	+ 5	- 6		
		+ 5	- 6	+ 18	- 6		
		+ 12	- 21	+ 5	- 6		
		+ 18	- 15	+ 18	- 6		
				- 5	+ 21		
				+ 5	- 21		
				+ 12	- 15		
				+ 5	- 6		
				+ 5	- 15		
				+ 12	- 6		
				+ 5	- 21		
				+ 18	- 21		
				+ 5	- 15		
1 / 50%	1 / 50%	5 / 100%	0 / 0%	13 / 93%	1 / 7%		

KAZ	THA
19 / 90%	2 / 10%

KAZ	THA	KAZ	THA	KAZ	THA
Def. zone	Att. zone	Neutral zone		Att. zone	Def. zone
		+ 18	- 21	+ 5	- 6
		+ 18	- 21	+ 12	- 6
		+ 5	- 6	+ 23	- 21
		+ 24	- 21	+ 12	- 21
		- 5	+ 21	+ 12	- 15
				+ 12	- 6
				+ 5	- 15
				+ 12	- 21
		4 / 80%	1 / 20%	8 / 100%	0 / 0%

KAZ	THA
12 / 92%	1 / 8%

BORNAN
SPORTS TECHNOLOGY



TUE 4 FEB 2025
Start Time 19:30

Preliminary round - Group B, Game 4
小组赛轮次 - B 组, 比赛 4

Total wins / game	KAZ	THA	KAZ	THA	KAZ	THA	Total wins all zones	
	Def. zone	Att. zone	Neutral zone		Att. zone	Def. zone	KAZ	THA
	4 / 80%	1 / 20%	12 / 86%	2 / 14%	28 / 93%	2 / 7%	44 / 90%	5 / 10%

HEAD TO HEAD

THA										
No.	6	7	15	21	Tot.	wins KAZ	Dz	Nz	Az	
KAZ	5	6 - 0		4 - 0	5 - 2	17	15 88%	1 100%	3 75%	11 92%
	12	5 - 0		2 - 0	3 - 0	10	10 100%		2 100%	8 100%
	18	3 - 0	1 - 0	4 - 0	9 - 3	20	17 85%	3 75%	6 86%	8 89%
	23			1 - 0	1	1 100%			1 100%	
	24			1 - 0	1	1 100%		1 100%		
Tot.		14	1	10	24	49	44 90%	4 80%	12 86%	28 93%
wins THA		0 0%	0 0%	0 0%	5 21%	5 10%				
Dz		0 0%	0 0%	0 0%	2 18%	2 7%				
Nz		0 0%		0 0%	2 22%	2 14%				
Az		0 0%			1 25%	1 20%				

Legend:

Az Attacking zone Dz Defending zone No. Jersey number Nz Neutral zone Tot. Total face-offs played

Game Roster

比赛名单

KOR - THA

Referees

LIU Lu (CHN) , SONG Meina (CHN)

Linespersons

MATSUO Kumiko (JPN) , ZHANG Wenxi (CHN)

Goalkeepers

Team: KOR

No.	Name	GP	MIP	GA	SVS	SOG	SVS%	GAA
1	PARK Jongju	0	00:00	0	0	0	0.00	0.00
20	BAE Jeongyeon	1	20:00	0	2	2	100.00	0.00
25	KIM Yeonju	1	40:00	0	3	3	100.00	0.00

Team: THA

No.	Name	GP	MIP	GA	SVS	SOG	SVS%	GAA
1	KUNTHADAPAKORN Thamida	2	119:45	12	93	105	88.57	6.01
2	WATTANAKULCHARO ENCHAI Wilaksaya	2	00:00	0	0	0	0.00	0.00

Team Roster

Team: KOR (Blue)

No.	Pos.	Name	GP	G	A	PTS	PIM	+/-
1	GK	PARK Jongju	0	0	0	0	0	
2	D	SONG Heeoh	1	0	0	0	0	0
3	F	EOM Suyeon	1	1	1	2	0	+2
4	F	PARK Minae	1	0	0	0	0	0
5	D	LEE Sojung	1	0	1	1	0	0
6	F	KANG Nara	1	0	0	0	0	0
7	D	PARK Ye Eun	1	0	0	0	0	0
8	D	KIM Selin	1	2	1	3	0	+4
9	F	PARK Jongah	1	1	1	2	0	+4
10	F	CHOI Jiyeon	1	1	1	2	0	+3
11	D	KIM Dowon	1	0	1	1	0	+3
12	F	JUNG Yewon	1	0	0	0	2	0
13	F	LEE Eunji	1	1	0	1	0	+4
15	D	PARK Juyeon	1	0	0	0	0	0
16	F	LEE Eunji	1	1	3	4	0	+3
17	F	HAN Soojin	1	0	0	0	0	0
18	F	HAN Yuan	1	0	0	0	0	0
19	F	PARK Jiyeon	1	1	1	2	0	0
20	GK	BAE Jeongyeon	1	0	0	0	0	
22	F	JUNG Siyun	1	0	1	1	0	+2
23	D	KIM Minseo	1	0	1	1	0	+2
24	D	KANG Sihyun	1	0	0	0	0	+2
25	GK	KIM Yeonju	1	0	0	0	0	

Team: THA (White)

No.	Pos.	Name	GP	G	A	PTS	PIM	+/-
1	GK	KUNTHADAPAKORN Thamida	2	0	0	0	0	
2	GK	WATTANAKULCHAROENC HAI Wilaksaya	2	0	0	0	0	
3	D	LOYKULNANT Nisthanant	2	0	0	0	2	-1
5	F	BOONYUBOL Varachanant	2	0	0	0	0	0
6	F	POTHONG Avita	2	0	0	0	4	-3
7	F	THAMMA Supitsara	2	0	0	0	2	-5
8	F	KHANPAKDEE Phraephailin	2	0	0	0	0	0
9	F	VORAWAT Pacharamon	2	0	1	1	0	-1
10	F	SIRIVIKUL Woranittha	2	0	0	0	0	0
11	D	DEJTHAI Prim	2	0	0	0	0	-3
12	F	SORNPROM Pattranid	2	0	0	0	0	0
13	F	KOSANUNT Apichaya	2	0	0	0	2	-7
14	D	CHIMPRADID Marisa	2	0	0	0	0	-6
15	F	SAKCHAICHAROENKUL Pawarisa	2	0	0	0	0	-3
16	F	RATTANANAI Wirasinee	2	0	0	0	0	0
17	F	POKA Rinrada	2	0	0	0	0	-1
18	F	KHANPAKDEE Phraephloi	2	0	0	0	0	0
19	D	PANYAMANEERAT Suwipa	2	0	1	1	2	-4
21	F	YANNAKORNTHANAPUNT Thipwarintorn	2	1	0	1	4	-4
22	D	SAENTES Kanpitcha	2	0	0	0	0	0
23	D	JITTRESIN Sirikarn	2	0	0	0	6	-3
24	D	SRICHAMNONG Jaravee	2	0	0	0	0	0

Head Coach: KIM Doyun

Head Coach: RAWLYK Rory Joseph

Legend:

+/-	Plus/minus net	A	Assists	D	Defender	F	Forward
G	Goals	GA	Goals against	GAA	Goals against as average per 60 minutes	GK	Goalkeeper
GP	Games played	MIP	Minutes and seconds played	No.	Jersey number	PIM	Penalties in minutes
Pos.	Position	PTS	Points	SOG	Shots on goal	SVS	Saves
SVS%	Saves in percentage						

Line-Ups 阵容

KOR - THA

Referees

LIU Lu (CHN), SONG Meina (CHN)

Linespersons

MATSUO Kumiko (JPN), ZHANG Wenxi (CHN)

Goalkeepers

Team: KOR

No.	Name
20	BAE Jeongyeon
25	KIM Yeonju

Team Line-ups

Team: KOR (Blue)

No.	Pos.	Name
8	D	KIM Selin
11	D	KIM Dowon
9	F	PARK Jongah
13	F	LEE Eunji +A
16	F	LEE Eunji
5	D	LEE Sojung
15	D	PARK Juyeon
17	F	HAN Soojin +C
18	F	HAN Yuan
19	F	PARK Jiyeon +A
23	D	KIM Minseo
24	D	KANG Sihyun
3	F	EOM Suyeon
10	F	CHOI Jiyeon
22	F	JUNG Siyun
2	D	SONG Heeoh
7	D	PARK Ye Eun
4	F	PARK Minae
6	F	KANG Nara
12	F	JUNG Yewon

Head Coach: KIM Doyun

NOT DRESSED:

1 GK PARK Jongju

Team: THA

No.	Name
1	KUNTHADAPAKORN Thamida
2	WATTHANAKULCHAROENCHAI Wilaksaya

Team: THA (White)

No.	Pos.	Name
14	D	CHIMPRADID Marisa
6	F	POTHONG Avita
7	F	THAMMA Supitsara
13	F	KOSANUNT Apichaya
21	F	YANNAKORNTHANAPUNT Thipwarintorn +C
11	D	DEJTHAI Prim
19	D	PANYAMANEERAT Suwipa
23	D	JITTRESIN Sirikarn +A
9	F	VORAWAT Pacharamon
15	F	SAKCHAICHAROENKUL Pawarisa +A
3	D	LOYKULNANT Nisthanant
22	D	SAENTES Kanpitcha
5	F	BOONYUBOL Varachanant
16	F	RATTANANAI Wirasinee
17	F	POKA Rinrada
24	D	SRICHAMNONG Jaravee
8	F	KHANPAKDEE Phraephailin
10	F	SIRIVIKUL Woranittha
12	F	SORNPROM Pattranid
18	F	KHANPAKDEE Phraephloi

Head Coach: RAWLYK Rory Joseph

Legend:

+A Alternate Captain
No. Jersey number

+C Captain
Pos. Position

D Defender

F Forward

Graphical Line-ups

阵容图

KOR - THA

Referees

LIU Lu (CHN) , SONG Meina (CHN)

Linespersons

MATSUO Kumiko (JPN) , ZHANG Wenxi (CHN)

Team: KOR - Republic of Korea (Blue)

Head Coach: KIM Doyun

S1 25 KIM Yeonju		20 BAE Jeongyeon	
S4 9 PARK Jongah	S6 16 LEE Eunji	S5 13 LEE Eunji +A	
S2 8 KIM Selin		S3 11 KIM Dowon	
18 HAN Yuan	17 HAN Soojin +C	19 PARK Jiyeon +A	
5 LEE Sojung		15 PARK Juyeon	
10 CHOI Jiyeon	3 EOM Suyeon	22 JUNG Siyun	
23 KIM Minseo		24 KANG Sihyun	
4 PARK Minae	6 KANG Nara	12 JUNG Yewon	
2 SONG Heeoh		7 PARK Ye Eun	

Team: THA - Thailand (White)

Head Coach: RAWLYK Rory Joseph

S1 1 KUNTHADAPAKORN Thamida		2 WATTHANAKULCHAROENCHAI Wilaksaya	
S4 7 THAMMA Supitsara	S6 21 YANNAKORNTHANAPUNT Thipwarintorn +C	S5 13 KOSANUNT Apichaya	
S3 14 CHIMPRADID Marisa		S2 6 POTHONG Avita	
15 SAKCHAICHAROENKUL Pawarisa +A	19 PANYAMANEERAT Suwipa	9 VORAWAT Pacharamon	
11 DEJTHAI Prim		23 JITTRESIN Sirikarn +A	
5 BOONYUBOL Varachanant	17 POKA Rinrada	3 LOYKULNANT Nisthanant	
16 RATTANANAI Wirasinee		22 SAENTES Kanpitcha	
18 KHANPAKDEE Phraephloi	8 KHANPAKDEE Phraephailin	10 SIRIVIKUL Woranittha	
24 SRICHAMNONG Jaravee		12 SORNPROM Pattranid	

Legend:

+A Alternate Captain

+C Captain

Sn

Starting position

Timing & Results provided by BORNAN



THU 6 FEB 2025
Start Time 15:30
End Time 17:30

Game Summary 比赛总结

KOR - THA 11 - 0 (2 - 0 , 5 - 0 , 4 - 0)

Spectators	Referees	Linespersons
1014	LIU Lu (CHN) , SONG Meina (CHN)	MATSUO Kumiko (JPN) , ZHANG Wenxi (CHN)

Team Statistics

Period	Score	SVS	SOG	PIM	TPP	PPG	SHG
1	2 : 0	1 : 17	19 : 1	4 : 0	00:00 : 01:23	0 : 0	0 : 0
2	5 : 0	0 : 23	28 : 0	2 : 2	00:57 : 03:56	1 : 0	0 : 0
3	4 : 0	0 : 21	25 : 0	0 : 4	02:29 : 00:00	0 : 0	0 : 0
Total	11 : 0	1 : 61	72 : 1	6 : 6	03:26 : 05:19	1 : 0	0 : 0

1st Period

Action	Time	ET/Res	Team	Type	No.	Name	(G)	Name of Assistant(s) / Action Description
GK	00:00		KOR		25	KIM Yeonju	-	Goalkeeper in
GK	00:00		THA		1	KUNTHADAPAKORN T	-	Goalkeeper in
Goal	02:12	1 : 0	KOR	EQ	22	JUNG Siyun	(1)	10 CHOI Jiyeon On Ice KOR 25 3 10 22 23 24 15 PARK Juyeon THA 1 9 11 15 19 23
Goal	05:16	2 : 0	KOR	EQ	3	EOM Suyeon	(2)	10 CHOI Jiyeon On Ice KOR 25 3 10 22 23 24 THA 1 6 7 13 14 21
Penalty	18:37	20:37	KOR	2 min.	10	CHOI Jiyeon	-	Slashing
Penalty	19:56	21:56	KOR	2 min.	11	KIM Dowon	-	Roughing

2nd Period

Action	Time	ET/Res	Team	Type	No.	Name	(G)	Name of Assistant(s) / Action Description
Goal	22:31	3 : 0	KOR	EQ	8	KIM Selin	(3)	11 KIM Dowon On Ice KOR 25 8 9 11 13 16 9 PARK Jongah THA 1 9 15 19 21 23
Penalty	23:11	25:11	KOR	2 min.	18	HAN Yuan	-	Tripping
Penalty	31:57	32:54	THA	2 min.	13	KOSANUNT Apichaya	-	Delaying the Game
Goal	32:54	4 : 0	KOR	PP1	10	CHOI Jiyeon	(2)	13 LEE Eunji On Ice KOR 25 8 9 10 13 16 8 KIM Selin THA 1 6 11 14 15 *
Goal	34:06	5 : 0	KOR	EQ	3	EOM Suyeon	(3)	10 CHOI Jiyeon On Ice KOR 25 3 10 22 23 24 THA 1 6 9 13 14 19
Goal	36:29	6 : 0	KOR	EQ	13	LEE Eunji	(2)	9 PARK Jongah On Ice KOR 25 8 9 11 13 16 16 LEE Eunji THA 1 6 7 14 17 19
Goal	38:54	7 : 0	KOR	EQ	7	PARK Ye Eun	(1)	6 KANG Nara On Ice KOR 25 4 6 7 8 12 2 SONG Heeoh THA 1 5 6 7 13 16

3rd Period

Action	Time	ET/Res	Team	Type	No.	Name	(G)	Name of Assistant(s) / Action Description
GK	40:00		KOR		20	BAE Jeongyeon	-	Goalkeeper in
Goal	45:12	8 : 0	KOR	EQ	16	LEE Eunji	(2)	13 LEE Eunji On Ice KOR 20 8 9 11 13 16 9 PARK Jongah THA 1 7 11 13 17 22
Goal	47:59	9 : 0	KOR	EQ	4	PARK Minae	(1)	12 JUNG Yewon On Ice KOR 20 2 4 6 7 12 6 KANG Nara THA 2 1 6 9 13 21
Penalty	51:37	53:37	THA	2 min.	23	JITTRESIN Sirikarn	-	Boarding
Goal	53:45	10 : 0	KOR	EQ	19	PARK Jiyoon	(2)	3 EOM Suyeon On Ice KOR 20 3 5 17 18 19 5 LEE Sojung THA 1 6 14 15 21 23
GK	53:45		THA		2	WATTANAKULCHAROE.	-	Goalkeeper in
Goal	55:44	11 : 0	KOR	EQ	18	HAN Yuan	(1)	17 HAN Soojin On Ice KOR 20 8 11 17 18 19 8 KIM Selin THA 2 6 15 16 17 21
Penalty	59:31	60:00	THA	2 min.	19	PANYAMANEERAT S	-	Cross-Checking
GK	60:00		KOR					20 BAE Jeongyeon - Goalkeeper out
GK	60:00		THA					2 WATTANAKULCHAROE. - Goalkeeper out



THU 6 FEB 2025
Start Time 15:30
End Time 17:30

Preliminary round - Group B, Game 5
小组赛轮次 - B组, 比赛 5

Goalkeeper Records

Team : KOR - Republic of Korea

Team : THA - Thailand

No.	Name	SOG	SVS	MIP
25	KIM Yeonju	1	1	40:00
20	BAE Jeongyeon	0	0	20:00

No.	Name	SOG	SVS	MIP
1	KUNTHADAPAKORN Thamida	59	49	53:45
2	WATTANAKULCHAROENCHAI Wilaksaya	13	12	06:15

Game Statistics

Team : KOR (Blue)

Head Coach : KIM Doyun

Head Coach : KIM Doyun										Shots on Goal						Time on Ice								
No.	Pos.	Name	G	A	P	PIM	FO+	FO-	FO+/-	FO%	1	2	3	OT	TS	+/-	1	2	3	OT	TOT	SHF	AVG	
8	D	KIM Selin	1	2	3	0	0	0	0	0.00	1	4	2		7	+5	7:27	6:00	5:22		18:49	22	0:51	
9	F	PARK Jongah	0	3	3	0	0	0	0	0.00	0	2	1		3	+3	7:14	6:33	6:21		20:08	21	0:57	
11	D	KIM Dowon	0	1	1	2	0	0	0	0.00	1	0	0		1	+4	8:03	5:20	5:01		18:24	19	0:58	
13	F	LEE Eunji +A	1	2	3	0	0	1	-1	0.00	1	2	2		5	+3	7:04	6:10	6:02		19:16	22	0:52	
16	F	LEE Eunji	1	1	2	0	10	3	7	76.92	1	5	4		10	+3	5:36	6:41	6:05		18:22	21	0:52	
5	D	LEE Sojung	0	1	1	0	0	0	0	0.00	0	1	0		1	+1	4:42	6:03	5:36		16:21	22	0:44	
15	D	PARK Juyeon	0	1	1	0	0	0	0	0.00	1	0	0		1	0	5:01	5:40	4:59		15:40	21	0:44	
17	F	HAN Soojin +C	0	1	1	0	9	3	6	75.00	2	1	1		4	+2	5:44	4:43	5:12		15:39	20	0:46	
18	F	HAN Yuan	1	0	1	2	0	0	0	0.00	2	0	1		3	+2	4:06	4:24	5:02		13:32	19	0:42	
19	F	PARK Jiyeon +A	1	0	1	0	1	1	0	50.00	1	1	2		4	+2	5:32	6:45	5:24		17:41	22	0:48	
3	F	EOM Suyeon	2	1	3	0	1	3	-2	25.00	2	1	0		3	+4	3:52	3:53	5:37		13:22	18	0:44	
10	F	CHOI Jiyeon	1	3	4	2	7	2	5	77.78	1	4	5		10	+3	3:36	4:55	5:26		13:57	18	0:46	
22	F	JUNG Siyun	1	0	1	0	0	1	-1	0.00	1	2	2		5	+3	4:20	3:58	4:24		12:42	17	0:44	
23	D	KIM Minseo	0	0	0	0	0	0	0	0.00	1	1	1		3	+3	3:43	4:55	5:04		13:42	16	0:51	
24	D	KANG Sihyun	0	0	0	0	0	0	0	0.00	0	0	0		0	+3	3:47	4:25	5:24		13:36	16	0:51	
2	D	SONG Heeoh	0	1	1	0	0	0	0	0.00	1	1	0		2	+1	3:47	2:43	3:23		9:53	13	0:45	
4	F	PARK Minae	1	0	1	0	0	0	0	0.00	2	1	2		5	+2	3:35	2:35	4:08		10:18	14	0:44	
6	F	KANG Nara	0	2	2	0	6	4	2	60.00	0	1	1		2	+2	4:13	2:59	4:04		11:16	14	0:48	
7	D	PARK Ye Eun	1	0	1	0	0	0	0	0.00	0	1	0		1	+2	3:28	3:54	3:00		10:22	15	0:41	
12	F	JUNG Yewon	0	1	1	0	0	0	0	0.00	1	0	1		2	+2	3:43	2:51	4:28		11:02	14	0:47	
20	GK	BAE Jeongyeon	0	0	0	0					0	0	0		0									
25	GK	KIM Yeonju	0	0	0	0					0	0	0		0									
Total			11	20	31	6	34	18	16	65.38	19	28	25		72									

Team : THA (White)

Head Coach : RAWLYK Rory Joseph

Head Coach : RAWLYK Rory Joseph										Shots on Goal					Time on Ice								
No.	Pos.	Name	G	A	P	PIM	FO+	FO-	FO+/-	FO%	1	2	3	OT	TS	+/-	1	2	3	OT	TOT	SHF	AVG
6	F	POTHONG Avita	0	0	0	0	4	2	2	66.67	0	0	0		0	-7	9:48	12:50	10:22		33:00	19	1:44
7	F	THAMMA Supitsara	0	0	0	0	1	2	-1	33.33	1	0	0		1	-4	9:34	9:57	8:41		28:12	23	1:13
13	F	KOSANUNT Apichaya	0	0	0	2	0	0	0	0.00	0	0	0		0	-5	9:47	7:55	9:39		27:21	20	1:22
14	D	CHIMPRADID Marisa	0	0	0	0	0	0	0	0.00	0	0	0		0	-4	6:48	6:56	5:39		19:23	13	1:29
21	F	YANNAKORNTHANAPUNT Thipwarintorn +C	0	0	0	0	10	18	-8	35.71	0	0	0		0	-5	12:43	14:58	9:54		37:35	23	1:38
9	F	VORAWAT Pacharamon	0	0	0	0	0	0	0	0.00	0	0	0		0	-4	9:04	5:01	4:09		18:14	15	1:12
11	D	DEJTHAI Prim	0	0	0	0	0	0	0	0.00	0	0	0		0	-2	9:27	6:13	6:11		21:51	14	1:33
15	F	SAKCHAICHAROENKUL Pawarisa +A	0	0	0	0	1	1	0	50.00	0	0	0		0	-4	6:47	6:55	6:47		20:29	15	1:21
19	D	PANYAMANEERAT Suwipa	0	0	0	2	2	10	-8	16.67	0	0	0		0	-4	11:04	6:56	7:24		25:24	21	1:12
23	D	JITTRESIN Sirikarn +A	0	0	0	2	0	0	0	0.00	0	0	0		0	-3	9:38	8:09	7:57		25:44	17	1:30
3	D	LOYKULNANT Nisthanant	0	0	0	0	0	0	0	0.00	0	0	0		0	0	0:00	0:00	1:20		1:20	1	1:20
5	F	BOONYUBOL Varachanant	0	0	0	0	0	0	0	0.00	0	0	0		0	-1	0:00	0:32	0:00		0:32	1	0:32
16	F	RATTANANAI Wirasinee	0	0	0	0	0	1	-1	0.00	0	0	0		0	-2	4:19	8:01	7:21		19:41	12	1:38
17	F	POKA Rinrada	0	0	0	0	0	0	0	0.00	0	0	0		0	-3	1:01	2:47	5:21		9:09	8	1:08
22	D	SAENTES Kanpitcha	0	0	0	0	0	0	0	0.00	0	0	0		0	-1	0:00	0:00	1:05		1:05	1	1:05
8	F	KHANPAKDEE Phraephailin	0	0	0	0	0	0	0	0.00	0	0	0		0	0	0:00	1:53	2:34		4:27	3	1:29
10	F	SIRIVIKUL Woranittha	0	0	0	0	0	0	0	0.00	0	0	0		0	0	0:00	0:00	1:40		1:40	1	1:40
12	F	SORNPROM Pattranid	0	0	0	0	0	0	0	0.00	0	0	0		0	0	0:00	0:00	1:14		1:14	1	1:14
18	F	KHANPAKDEE Phraephloi	0	0	0	0	0	0	0	0.00	0	0	0		0	0	0:00	0:00	0:00		0:00	0	0:00

Timing & Results provided by BORNAN



THU 6 FEB 2025
Start Time 15:30
End Time 17:30

Head Coach : RAWLYK Rory Joseph											Shots on Goal					Time on Ice							
No.	Pos.	Name	G	A	P	PIM	FO+	FO-	FO+/-	FO%	1	2	3	OT	TS	+/-	1	2	3	OT	TOT	SHF	AVG
24	D	SRICHAMNONG Jaravee	0	0	0	0	0	0	0	0.00	0	0	0		0	0	0:00	0:00	0:13		0:13	1	0:13
1	GK	KUNTHADAPAKORN Thamida	0	0	0	0					0	0	0		0								
2	GK	WATTHANAKULCHAROENCHAI Wilaksaya	0	0	0	0					0	0	0		0								
Total			0	0	0	6	18	34	-16	34.62	1	0	0		1								

Group B

R	Team	GP	W	OTW	OTL	L	GDF	GF : GA	PTS
1	KAZ	2	2	0	0	0	+21	21 : 0	6
2	KOR	2	2	0	0	0	+19	19 : 0	6
3	TPE	1	1	0	0	0	+3	4 : 1	3
4	HKG	2	0	0	0	2	-20	0 : 20	0
5	THA	3	0	0	0	3	-23	1 : 24	0

	HKG	KAZ	KOR	THA	TPE
HKG	*****	0:12	0:8	SAT 08 FEB 19:30	SUN 09 FEB 19:30
KAZ	12:0	*****	SUN 09 FEB 15:30	9:0	THU 06 FEB 19:30
KOR	8:0	SUN 09 FEB 15:30	*****	11:0	SAT 08 FEB 15:30
THA	SAT 08 FEB 19:30	0:9	0:11	*****	1:4
TPE	SUN 09 FEB 19:30	THU 06 FEB 19:30	SAT 08 FEB 15:30	4:1	*****

Legend:

(G)	Goals in tournament	*	Does not count for Plus/minus	+/-	Plus/minus net	+A	Alternate Captain
+C	Captain	A	Assists	AVG	Average time on ice / shift	D	Defender
EQ	Equal strength	ET/Res	Penalty end time/Result of game	F	Forward	FO%	Face-offs won as percentage
FO+	Face-offs won	FO-	Face-offs lost	FO+/-	Face-offs net	G	Goals
GA	Goals against	GDF	Goal difference	GF	Goals for	GK	Goalkeeper
GP	Games played	L	Losses	MIP	Minutes in play (GK)	No.	Jersey number
OT	Overtime	OTL	Overtime losses	OTW	Overtime wins	P	Points
PIM	Penalties in minutes	Pos.	Position	PP1	Power play - 1 player	PPG	Power play goals
PTS	Points	R	Rank	SHF	Number of shifts	SHG	Shorthanded goals
SOG	Shots on goal	SVS	Saves	TOT	Total	TPP	Time on power play
TS	Total shots	W	Wins				

Shot Chart

射门表

KOR - THA


Shots by THA

Goals (o): 0

SSG (+): 1

SSP (<): 1

SPG (-): 0



GK 25 of KOR



1st Period




Shots by KOR

Goals (o): 2

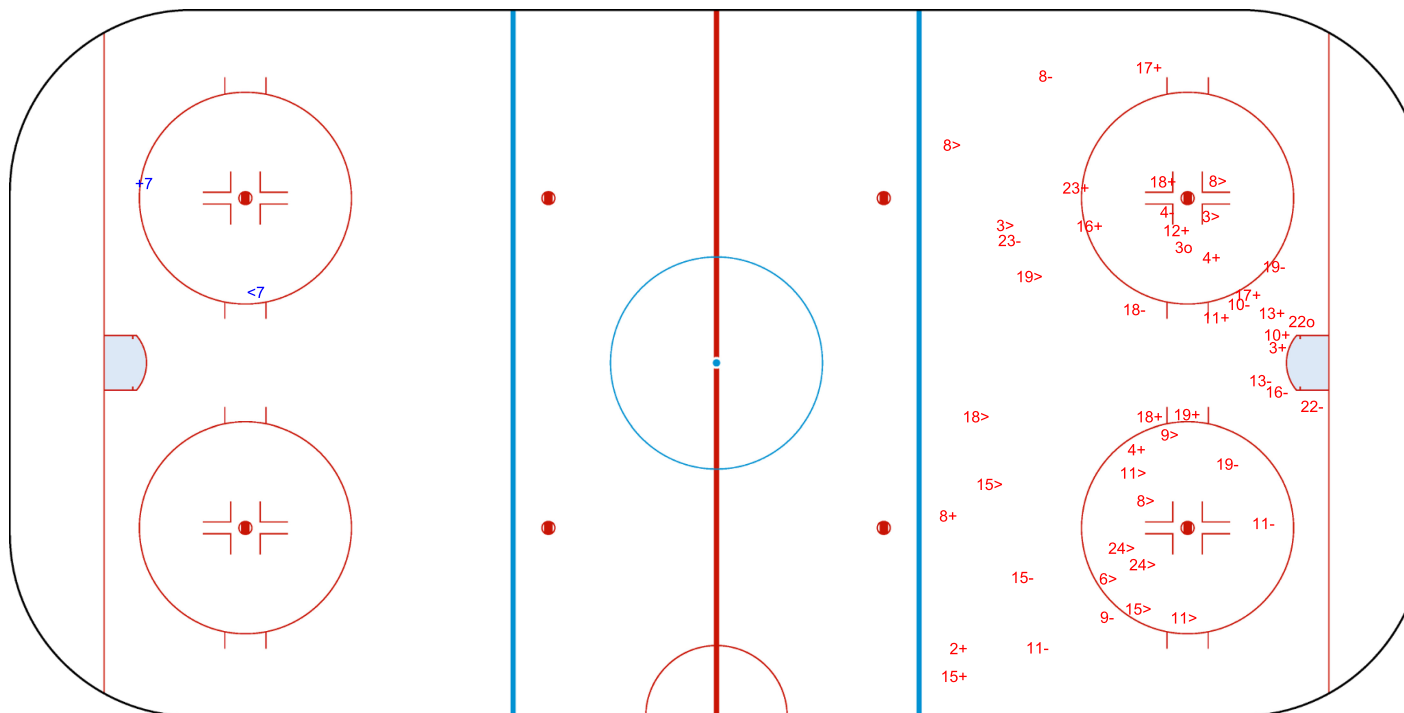
SSG (+): 17

SSP (>): 15

SPG (-): 14



GK 1 of THA





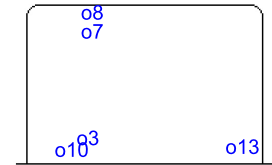
Shots by KOR

Goals (o): 5

SSG (+): 23

SSP (<): 9

SPG (-): 8



GK 1 of THA



2nd Period



Shots by THA

Goals (o): 0

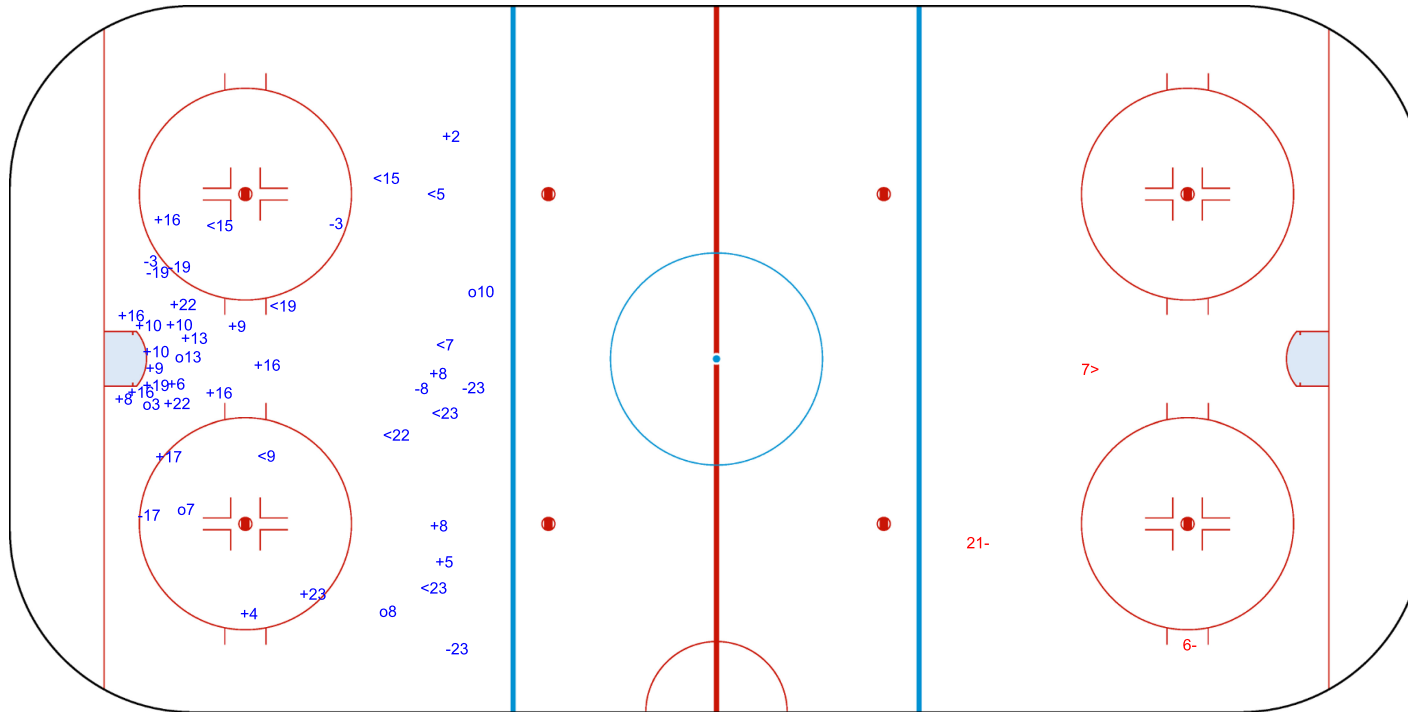
SSG (+): 0

SSP (>): 1

SPG (-): 2



GK 25 of KOR






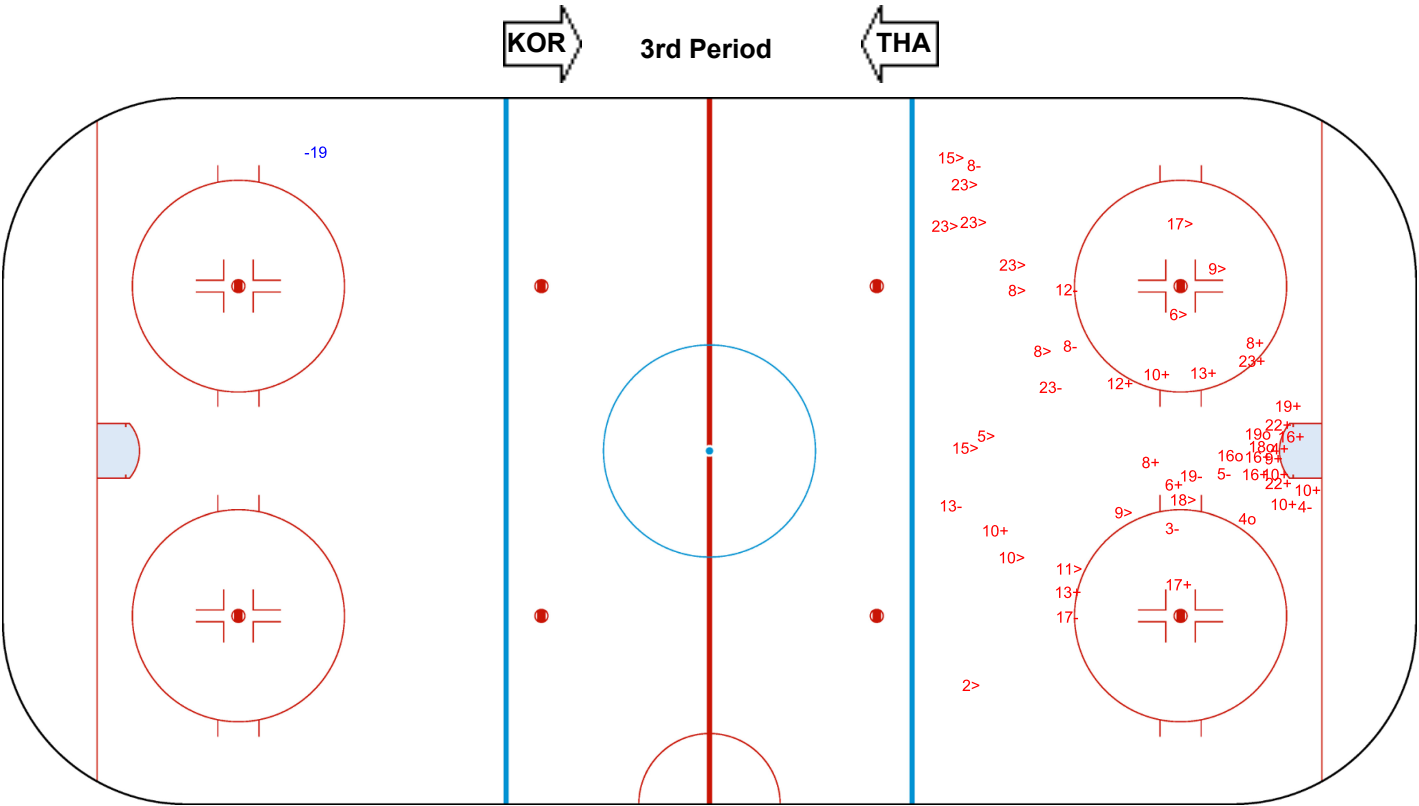
Shots by THA
Goals (o): 0
SSP (<): 0
SSG (+): 0
SPG (-): 1




GK 20 of KOR




GK 25 of KOR



Shots by KOR
Goals (o): 4
SSP (>): 17
SSG (+): 21
SPG (-): 10



GK 1 of THA



GK 2 of THA

Legend:							
GK	Goalkeeper	SPG	Shots past goal	SSG	Shots saved by goalkeeper	SSP	Shots saved by player

Total wins / game	KOR	THA	KOR	THA	KOR	THA	Total wins all zones	
	Def. zone	Att. zone	Neutral zone		Att. zone	Def. zone	KOR	THA
	1 / 25%	3 / 75%	14 / 70%	6 / 30%	19 / 68%	9 / 32%	34 / 65%	18 / 35%

HEAD TO HEAD

THA												
No.	6	7	15	16	19	21	Tot.	wins KOR	Dz	Nz	Az	
KOR	3				0 - 1	1 - 2	4	1 25%		1 25%		
	6	2 - 0	0 - 1		1 - 0	3 - 3	10	6 60%	0 0%	4 100%	2 40%	
	10	0 - 1			3 - 0	4 - 1	9	7 78%			7 78%	
	13	0 - 1					1	0 0%		0 0%		
	16	1 - 1		1 - 0	3 - 0	5 - 2	13	10 77%	0 0%	4 80%	6 86%	
	17	1 - 0			3 - 1	5 - 2	12	9 75%	1 100%	4 80%	4 67%	
	19	0 - 1		1 - 0			2	1 50%	0 0%	1 100%		
	22	0 - 1					1	0 0%			0 0%	
Tot.	6	3	2	1	12	28	52	34 65%	1 25%	14 70%	19 68%	
wins THA	4 67%	1 33%	1 50%	0 0%	2 17%	10 36%	18 35%					
Dz	1 50%	1 33%	1 50%		1 17%	5 33%	9 32%					
Nz	1 100%			0 0%	1 17%	4 33%	6 30%					
Az	2 67%					1 100%	3 75%					

Legend:

Az Attacking zone Dz Defending zone No. Jersey number Nz Neutral zone Tot. Total face-offs played

Game Roster

比赛名单

KAZ - TPE

Referees

LEE Kyung Sun (KOR) , WAN Mei Wah (MAS)

Linespersons

PARK Jung Yoon (KOR) , WOON Yean Hui (MAS)

Goalkeepers

Team: KAZ

No.	Name	GP	MIP	GA	SVS	SOG	SVS%	GAA
1	FEOKTISTOVA Zlatotsveta	0	00:00	0	0	0	0.00	0.00
20	CHSHYOKOLOVA Arina	2	120:00	0	15	15	100.00	0.00
25	GOVTVA Polina	2	00:00	0	0	0	0.00	0.00

Team Roster

Team: KAZ (Blue)

No.	Pos.	Name	GP	G	A	PTS	PIM	+/-
1	GK	FEOKTISTOVA Zlatotsveta	0	0	0	0	0	
2	D	VORONOVA Alexandra	2	0	4	4	0	+8
3	F	SAYAKHATKYZY Munira	2	4	1	5	0	+10
4	D	MESKINI Katrin	2	0	1	1	0	+2
5	F	ALDABERGENOVA Malika	2	0	3	3	0	+4
7	F	ASHIMOVA Pernesh	2	0	3	3	2	+3
8	F	FILIMONOVA Nadezhda	2	1	2	3	0	+4
9	D	MOLDABAY Dariya	2	1	3	4	0	+4
10	F	SHEGAY Alexandra	2	1	2	3	0	+5
11	D	YAKOVLEVA Polina	2	0	0	0	0	+2
12	F	SAYAKHATKYZY Dilnaz	2	3	2	5	0	+9
13	D	TURSYNOVA Madina	2	1	3	4	0	+4
14	F	SVIRIDOVA Larissa	2	1	2	3	0	+4
15	D	PYATKOVA Anna	2	1	1	2	0	+5
17	D	OLZHABAYEVA Aida	2	0	4	4	2	+5
18	F	ORAZBAYEVA Anastasiya	2	2	0	2	0	+4
19	F	IVANCHENKO Alina	2	0	0	0	0	+1
20	GK	CHSHYOKOLOVA Arina	2	0	0	0	0	
21	D	BUTORINA Yuliya	2	0	2	2	0	+8
22	F	ZUBKOVA Sofiya	2	5	3	8	0	+10
23	F	KOROLEVA Tatyana	2	0	1	1	0	+1
24	F	KUTSENKO Yekaterina	2	1	0	1	0	+2
25	GK	GOVTVA Polina	2	0	0	0	0	

Head Coach: TEBENKOV Alexandr

Team: TPE

No.	Name	GP	MIP	GA	SVS	SOG	SVS%	GAA
31	WANG Yun-Tzu	1	00:00	0	0	0	0.00	0.00
33	HSU Tzu-Ting	1	60:00	1	14	15	93.33	1.00

Team: TPE (White)

No.	Pos.	Name	GP	G	A	PTS	PIM	+/-
2	D	HUANG Min-Chuan	1	1	0	1	0	0
3	D	LIN Yang-Chi	1	0	0	0	0	+1
4	D	SHA Yun-Yun	1	0	0	0	2	0
5	F	YEH Pei-Han	1	0	0	0	0	0
6	D	LIU Chih-Lin	1	0	1	1	0	+1
8	D	KAO Wei-Ting	1	0	0	0	0	-1
9	F	TAO Sing-Lin	1	0	0	0	0	0
10	F	HUANG Yun-Chu	1	1	0	1	0	+1
14	F	LIU Yen-Wei	1	0	0	0	0	-1
16	F	HSIEH Chih-Chen	1	0	0	0	0	0
18	F	YEH Hui-Chen	1	0	1	1	0	+1
19	F	CHANG En-Wei	1	0	0	0	2	+1
21	F	CHANG En-Ni	1	1	1	2	0	+1
23	F	LIN Chieh-Yun	1	0	0	0	2	0
28	D	HSU Yu-Tong	1	0	2	2	0	0
30	F	HSU Ting-Yu	1	0	0	0	0	0
31	GK	WANG Yun-Tzu	1	0	0	0	0	
33	GK	HSU Tzu-Ting	1	0	0	0	0	
68	F	WU Ji-Cih	1	1	0	1	0	0
69	F	TAN Su-Ting	1	0	1	1	0	0

Head Coach: HUANG Jen-Hung

Legend:

+/-	Plus/minus net	A	Assists	D	Defender	F	Forward
G	Goals	GA	Goals against	GAA	Goals against as average per 60 minutes	GK	Goalkeeper
GP	Games played	MIP	Minutes and seconds played	No.	Jersey number	PIM	Penalties in minutes
Pos.	Position	PTS	Points	SOG	Shots on goal	SVS	Saves
SVS%	Saves in percentage						

Line-Ups 阵容

KAZ - TPE

Referees

LEE Kyung Sun (KOR), WAN Mei Wah (MAS)

Linespersons

PARK Jung Yoon (KOR), WOON Yean Hui (MAS)

Goalkeepers

Team: KAZ

No.	Name
20	CHSHYOKOLOVA Arina
25	GOVTVA Polina

Team: TPE

No.	Name
31	WANG Yun-Tzu
33	HSU Tzu-Ting

Team Line-ups

Team: KAZ (Blue)

No.	Pos.	Name
9	D	MOLDABAY Dariya +A
13	D	TURSYNOVA Madina
8	F	FILIMONOVA Nadezhda
10	F	SHEGAY Alexandra
18	F	ORAZBAYEVA Anastassiya +C
15	D	PYATKOVA Anna
17	D	OLZHABAYEVA Aida
5	F	ALDABERGENOVA Malika +A
7	F	ASHIMOVA Pernesh
14	F	SVIRIDOVA Larissa
2	D	VORONOVA Alexandra
21	D	BUTORINA Yuliya
3	F	SAYAKHATKYZY Munira
12	F	SAYAKHATKYZY Dilnaz
22	F	ZUBKOVA Sofiya
4	D	MESKINI Katrin
11	D	YAKOVLEVA Polina
19	F	IVANCHENKO Alina
23	F	KOROLEVA Tatyana
24	F	KUTSENKO Yekaterina

Head Coach: TEBENKOV Alexandr

Team: TPE (White)

No.	Pos.	Name
3	D	LIN Yang-Chi +C
28	D	HSU Yu-Tong
10	F	HUANG Yun-Chu
21	F	CHANG En-Ni
69	F	TAN Su-Ting
4	D	SHA Yun-Yun
6	D	LIU Chih-Lin
16	F	HSIEH Chih-Chen +A
18	F	YEH Hui-Chen
19	F	CHANG En-Wei
2	D	HUANG Min-Chuan +A
8	D	KAO Wei-Ting
14	F	LIU Yen-Wei
23	F	LIN Chieh-Yun
68	F	WU Ji-Cih
5	F	YEH Pei-Han
9	F	TAO Sing-Lin
30	F	HSU Ting-Yu

Head Coach: HUANG Jen-Hung

NOT DRESSED:

1 GK FEOKTISTOVA Zlatotsveta

Legend:

+A	Alternate Captain	+C	Captain	D	Defender	F	Forward
No.	Jersey number	Pos.	Position				

Graphical Line-ups 阵容图

KAZ - TPE

Referees

LEE Kyung Sun (KOR) , WAN Mei Wah (MAS)

Linespersons

PARK Jung Yoon (KOR) , WOON Yean Hui (MAS)

Team: KAZ - Kazakhstan (Blue)

Head Coach: TEBENKOV Alexandr

S1 20 CHSHYOKOLOVA Arina		
25 GOVTVA Polina		
S4 8 FILIMONOVA Nadezhda	S6 18 ORAZBAYEVA Anastasiya +C	S5 10 SHEGAY Alexandra
S2 9 MOLDABAY Dariya +A		S3 13 TURSNOVA Madina
7 ASHIMOVA Pernesh	5 ALDABERGENOVA Malika +A	14 SVIRIDOVA Larissa
15 PYATKOVA Anna		17 OLZHABAYEVA Aida
3 SAYAKHATKYZY Munira	12 SAYAKHATKYZY Dilnaz	22 ZUBKOVA Sofiya
2 VORONOVA Alexandra		21 BUTORINA Yuliya
19 IVANCHENKO Alina	24 KUTSENKO Yekaterina	23 KOROLEVA Tatyana
4 MESKINI Katrin		11 YAKOVLEVA Polina

Team: TPE - Chinese Taipei (White)

Head Coach: HUANG Jen-Hung

S1 33 HSU Tzu-Ting		
31 WANG Yun-Tzu		
S4 10 HUANG Yun-Chu	S5 21 CHANG En-Ni	S6 69 TAN Su-Ting
S2 3 LIN Yang-Chi +C		S3 28 HSU Yu-Tong
18 YEH Hui-Chen	19 CHANG En-Wei	16 HSIEH Chih-Chen +A
4 SHA Yun-Yun		6 LIU Chih-Lin
23 LIN Chieh-Yun	68 WU Ji-Cih	14 LIU Yen-Wei
2 HUANG Min-Chuan +A		8 KAO Wei-Ting
9 TAO Sing-Lin	30 HSU Ting-Yu	5 YEH Pei-Han

Legend:

+A Alternate Captain

+C Captain

Sn

Starting position

Timing & Results provided by BORNAN

Game Summary 比赛总结

KAZ - TPE 5 - 1 (1 - 1 , 4 - 0 , 0 - 0)

Spectators	Referees	Linespersons
1129	LEE Kyung Sun (KOR) , WAN Mei Wah (MAS)	PARK Jung Yoon (KOR) , WOON Yean Hui (MAS)

Team Statistics

Period	Score	SVS	SOG	PIM	TPP	PPG	SHG
1	1 : 1	3 : 17	18 : 4	0 : 6	04:16 : 00:00	0 : 0	0 : 0
2	4 : 0	6 : 9	13 : 6	0 : 0	01:44 : 00:00	0 : 0	0 : 0
3	0 : 0	6 : 19	19 : 6	0 : 8	05:53 : 00:00	0 : 0	0 : 0
Total	5 : 1	15 : 45	50 : 16	0 : 14	11:53 : 00:00	0 : 0	0 : 0

1st Period

Action	Time	ET/Res	Team	Type	No.	Name	(G)	Name of Assistant(s) / Action Description
GK	00:00		KAZ		20	CHSHYOKOLOVA Arina	-	Goalkeeper in
GK	00:00		TPE		33	HSU Tzu-Ting	-	Goalkeeper in
Goal	04:23	0 : 1	TPE	EQ	68	WU Ji-Cih	(2)	23 LIN Chieh-Yun On Ice KAZ 20 3 7 12 15 17 TPE 33 2 8 9 23 68
Penalty	09:30	11:30	TPE	2 min.	19	CHANG En-Wei	-	Roughing
Goal	12:24	1 : 1	KAZ	EQ	14	SVIRIDOVA Larissa	(2)	On Ice KAZ 20 5 7 14 15 17 TPE 33 3 10 21 28 69
Penalty	16:48	18:48	TPE	2 min.	3	LIN Yang-Chi	-	Tripping
Penalty	19:44	21:44	TPE	2 min.	69	TAN Su-Ting	-	Cross-Checking

2nd Period

Action	Time	ET/Res	Team	Type	No.	Name	(G)	Name of Assistant(s) / Action Description
Goal	23:20	2 : 1	KAZ	EQ	8	FILIMONOVA N	(2)	10 SHEGAY Alexandra On Ice KAZ 20 8 9 10 13 18 18 ORAZBAYEVA A TPE 33 3 6 16 18 69
Goal	24:58	3 : 1	KAZ	EQ	21	BUTORINA Yuliya	(1)	22 ZUBKOVA Sofiya On Ice KAZ 20 2 3 12 21 22 2 VORONOVA TPE 33 4 6 14 19 68
Goal	29:44	4 : 1	KAZ	EQ	5	ALDABERGENOVA M	(1)	14 SVIRIDOVA Larissa On Ice KAZ 20 5 7 14 15 17 7 ASHIMOVA Pernesh TPE 33 2 8 14 23 68
Goal	31:03	5 : 1	KAZ	EQ	8	FILIMONOVA N	(3)	18 ORAZBAYEVA A On Ice KAZ 20 8 9 10 13 18 9 MOLDBAB Dariya TPE 33 3 6 10 21 69
Time-out	31:03		TPE					

3rd Period

Action	Time	ET/Res	Team	Type	No.	Name	(G)	Name of Assistant(s) / Action Description
GK	40:00		TPE		31	WANG Yun-Tzu	-	Goalkeeper in 33 HSU Tzu-Ting - Goalkeeper out
Penalty	40:41	42:41	TPE	2 min.	-	Team penalty	-	Too Many Players / Served by: 30 HSU Ting-Yu
Penalty	47:48	49:48	TPE	2 min.	23	LIN Chieh-Yun	-	Tripping
Penalty	58:07	60:00	TPE	2 min.	30	HSU Ting-Yu	-	Tripping
Penalty	59:50	60:00	TPE	2 min.	28	HSU Yu-Tong	-	Roughing
GK	60:00		KAZ					20 CHSHYOKOLOVA Arina - Goalkeeper out
GK	60:00		TPE					31 WANG Yun-Tzu - Goalkeeper out

Goalkeeper Records

Team : KAZ - Kazakhstan

No.	Name	SOG	SVS	MIP
20	CHSHYOKOLOVA Arina	16	15	60:00
25	GOVTVA Polina			

Team : TPE - Chinese Taipei

No.	Name	SOG	SVS	MIP
33	HSU Tzu-Ting	31	26	40:00
31	WANG Yun-Tzu	19	19	20:00

Game Statistics

Team : KAZ (Blue)

THU 6 FEB 2025
Start Time 19:30
End Time 21:28

Head Coach : TEBENKOV Alexandr

Head Coach : TEBENKOV Alexandr										Shots on Goal					Time on Ice									
No.	Pos.	Name	G	A	P	PIM	FO+	FO-	FO+/-	FO%	1	2	3	OT	TS	+/-	1	2	3	OT	TOT	SHF	AVG	
8	F	FILIMONOVA Nadezhda	2	0	2	0	0	0	0	0.00	2	2	1		5	+2	7:10	6:05	6:23		19:38	25	0:47	
9	D	MOLDABAY Dariya +A	0	1	1	0	0	0	0	0.00	1	1	2		4	+2	7:42	4:58	7:30		20:10	24	0:50	
10	F	SHEGAY Alexandra	0	1	1	0	0	0	0	0.00	1	1	1		3	+2	7:30	6:34	1:52		15:56	20	0:47	
13	D	TURSYNOVA Madina	0	0	0	0	0	0	0	0.00	1	0	1		2	+2	7:33	6:10	7:15		20:58	25	0:50	
18	F	ORAZBAYEVA Anastassiya +C	0	2	2	0	20	5	15	80.00	1	1	0		2	+2	6:22	6:06	5:52		18:20	25	0:44	
5	F	ALDABERGENOVA Malika +A	1	0	1	0	15	3	12	83.33	1	3	0		4	+2	8:41	7:00	8:25		24:06	25	0:57	
7	F	ASHIMOVA Pernesh	0	1	1	0	0	0	0	0.00	5	0	2		7	+1	6:26	6:24	7:38		20:28	24	0:51	
14	F	SVIRIDOVA Larissa	1	1	2	0	0	0	0	0.00	1	0	1		2	+2	6:40	6:28	7:23		20:31	25	0:49	
15	D	PYATKOVA Anna	0	0	0	0	0	0	0	0.00	1	2	1		4	+1	7:19	8:50	7:02		23:11	24	0:57	
17	D	OLZHABAYEVA Aida	0	0	0	0	0	0	0	0.00	2	0	2		4	+1	7:19	9:05	6:49		23:13	24	0:58	
2	D	VORONOVA Alexandra	0	1	1	0	0	0	0	0.00	0	0	1		1	+1	5:02	4:52	5:45		15:39	19	0:49	
3	F	SAYAKHATKYZY Munira	0	0	0	0	0	0	0	0.00	1	1	1		3	0	6:16	7:31	6:33		20:20	21	0:58	
12	F	SAYAKHATKYZY Dilnaz	0	0	0	0	5	3	2	62.50	0	0	1		1	0	5:20	7:03	5:58		18:21	20	0:55	
21	D	BUTORINA Yuliya	1	0	1	0	0	0	0	0.00	0	2	2		4	+1	5:05	5:58	5:39		16:42	19	0:52	
22	F	ZUBKOVA Sofiya	0	1	1	0	0	0	0	0.00	1	0	3		4	+1	5:50	6:56	5:15		18:01	20	0:54	
4	D	MESKINI Katrin	0	0	0	0	0	0	0	0.00	0	0	0		0	0	0:00	0:00	0:00		0:00	0	0:00	
11	D	YAKOVLEVA Polina	0	0	0	0	0	0	0	0.00	0	0	0		0	0	0:00	0:00	0:00		0:00	0	0:00	
19	F	IVANCHENKO Alina	0	0	0	0	0	0	0	0.00	0	0	0		0	0	0:00	0:00	0:00		0:00	0	0:00	
23	F	KOROLEVA Tatyana	0	0	0	0	0	0	0	0.00	0	0	0		0	0	0:00	0:00	0:00		0:00	0	0:00	
24	F	KUTSENKO Yekaterina	0	0	0	0	0	0	0	0.00	0	0	0		0	0	0:00	0:00	4:45		4:45	5	0:57	
20	GK	CHSHYOKOLOVA Arina	0	0	0	0					0	0	0		0									
25	GK	GOVTVA Polina	0	0	0	0					0	0	0		0									
Total			5	8	13	0	40	11	29	78.43	18	13	19		50									

Team : TPE (White)

Head Coach : HUANG Jen-Hung

Head Coach : HUANG Jen-Hung										Shots on Goal					Time on Ice								
No.	Pos.	Name	G	A	P	PIM	FO+	FO-	FO+/-	FO%	1	2	3	OT	TS	+/-	1	2	3	OT	TOT	SHF	AVG
3	D	LIN Yang-Chi +C	0	0	0	2	0	0	0	0.00	0	0	0		0	-3	6:24	6:40	7:54		20:58	17	1:14
10	F	HUANG Yun-Chu	0	0	0	0	0	1	-1	0.00	0	2	0		2	-2	3:53	5:20	4:18		13:31	13	1:02
21	F	CHANG En-Ni	0	0	0	0	1	12	-11	7.69	0	1	0		1	-2	6:01	5:05	5:12		16:18	16	1:01
28	D	HSU Yu-Tong	0	0	0	2	0	0	0	0.00	0	2	0		2	-1	5:44	5:45	6:48		18:17	20	0:54
69	F	TAN Su-Ting	0	0	0	2	0	1	-1	0.00	1	0	2		3	-3	4:26	5:36	6:19		16:21	14	1:10
4	D	SHA Yun-Yun	0	0	0	0	0	0	0	0.00	0	0	0		0	-1	9:08	7:19	6:42		23:09	20	1:09
6	D	LIU Chih-Lin	0	0	0	0	0	0	0	0.00	0	0	0		0	-3	7:26	6:40	4:22		18:28	16	1:09
16	F	HSIEH Chih-Chen +A	0	0	0	0	0	0	0	0.00	0	0	0		0	-1	6:07	5:12	5:59		17:18	13	1:19
18	F	YEH Hui-Chen	0	0	0	0	0	0	0	0.00	0	1	1		2	-1	5:56	4:31	4:40		15:07	11	1:22
19	F	CHANG En-Wei	0	0	0	2	1	4	-3	20.00	0	0	0		0	-1	4:46	5:15	4:57		14:58	12	1:14
2	D	HUANG Min-Chuan +A	0	0	0	0	0	0	0	0.00	0	0	0		0	0	7:41	7:52	9:06		24:39	21	1:10
8	D	KAO Wei-Ting	0	0	0	0	0	0	0	0.00	0	0	0		0	0	3:21	5:44	4:56		14:01	13	1:04
14	F	LIU Yen-Wei	0	0	0	0	2	10	-8	16.67	0	0	0		0	-2	6:48	4:28	4:17		15:33	17	0:54
23	F	LIN Chieh-Yun	0	1	1	2	0	0	0	0.00	1	0	1		2	0	6:31	3:41	4:31		14:43	17	0:51
68	F	WU Ji-Cih	1	0	1	0	5	7	-2	41.67	1	0	2		3	-1	4:02	3:51	4:40		12:33	10	1:15
5	F	YEH Pei-Han	0	0	0	0	0	0	0	0.00	0	0	0		0	0	2:54	6:01	3:15		12:10	12	1:00
9	F	TAO Sing-Lin	0	0	0	0	1	1	0	50.00	1	0	0		1	+1	3:56	5:14	3:19		12:29	14	0:53
30	F	HSU Ting-Yu	0	0	0	2	1	4	-3	20.00	0	0	0		0	0	0:40	4:02	2:42		7:24	9	0:49
31	GK	WANG Yun-Tzu	0	0	0	0					0	0	0		0								
33	GK	HSU Tzu-Ting	0	0	0	0					0	0	0		0								
Total			1	1	2	12	11	40	-29	21.57	4	6	6		16								

Group B

R	Team	GP	W	OTW	OTL	L	GDF	GF : GA	PTS
1	KAZ	3	3	0	0	0	+25	26 : 1	9
2	KOR	2	2	0	0	0	+19	19 : 0	6
3	TPE	2	1	0	0	1	-1	5 : 6	3
4	HKG	2	0	0	0	2	-20	0 : 20	0
5	THA	3	0	0	0	3	-23	1 : 24	0

	HKG	KAZ	KOR	THA	TPE
HKG	*****	0:12	0:8	SAT 08 FEB 19:30	SUN 09 FEB 19:30
KAZ	12:0	*****	SUN 09 FEB 15:30	9:0	5:1
KOR	8:0	SUN 09 FEB 15:30	*****	11:0	SAT 08 FEB 15:30
THA	SAT 08 FEB 19:30	0:9	0:11	*****	1:4
TPE	SUN 09 FEB 19:30	1:5	SAT 08 FEB 15:30	4:1	*****

Legend:			
(G)	Goals in tournament	+/-	Plus/minus net
A	Assists	AVG	Average time on ice / shift
ET/Res	Penalty end time/Result of game	F	Forward
FO-	Face-offs lost	FO+/-	Face-offs net
GDF	Goal difference	GF	Goals for
L	Losses	MIP	Minutes in play (GK)
OTL	Overtime losses	OTW	Overtime wins
Pos.	Position	PPG	Power play goals
SHF	Number of shifts	SHG	Shorthanded goals
TOT	Total	TPP	Time on power play
		+A	Alternate Captain
		D	Defender
		FO%	Face-offs won as percentage
		G	Goals
		GK	Goalkeeper
		No.	Jersey number
		P	Points
		PTS	Points
		SOG	Shots on goal
		TS	Total shots
		+C	Captain
		EQ	Equal strength
		FO+	Face-offs won
		GA	Goals against
		GP	Games played
		OT	Overtime
		PIM	Penalties in minutes
		R	Rank
		SVS	Saves
		W	Wins



Shot Chart

射门表

KAZ - TPE

Shots by TPE

Goals (o): 1 SSG (+): 3
SSP (<): 3 SPG (-): 1




1st Period

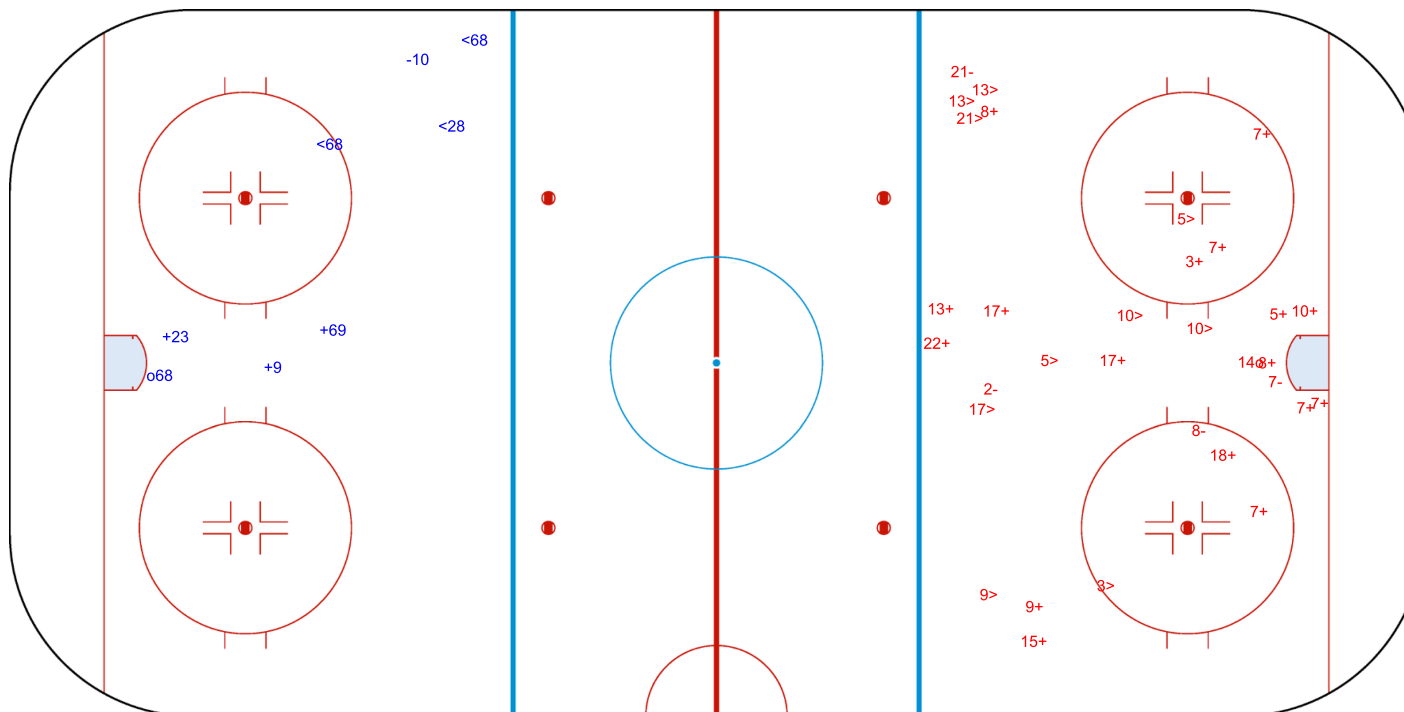


Shots by KAZ

Goals (o): 1 SSG (+): 17
SSP (>): 10 SPG (-): 4



GK 20 of KAZ



GK 33 of TPE



THU 6 FEB 2025
Start Time 19:30


Ice Hockey
冰球

Women
女子

Preliminary round - Group B, Game 6
小组赛轮次 - B 组, 比赛 6



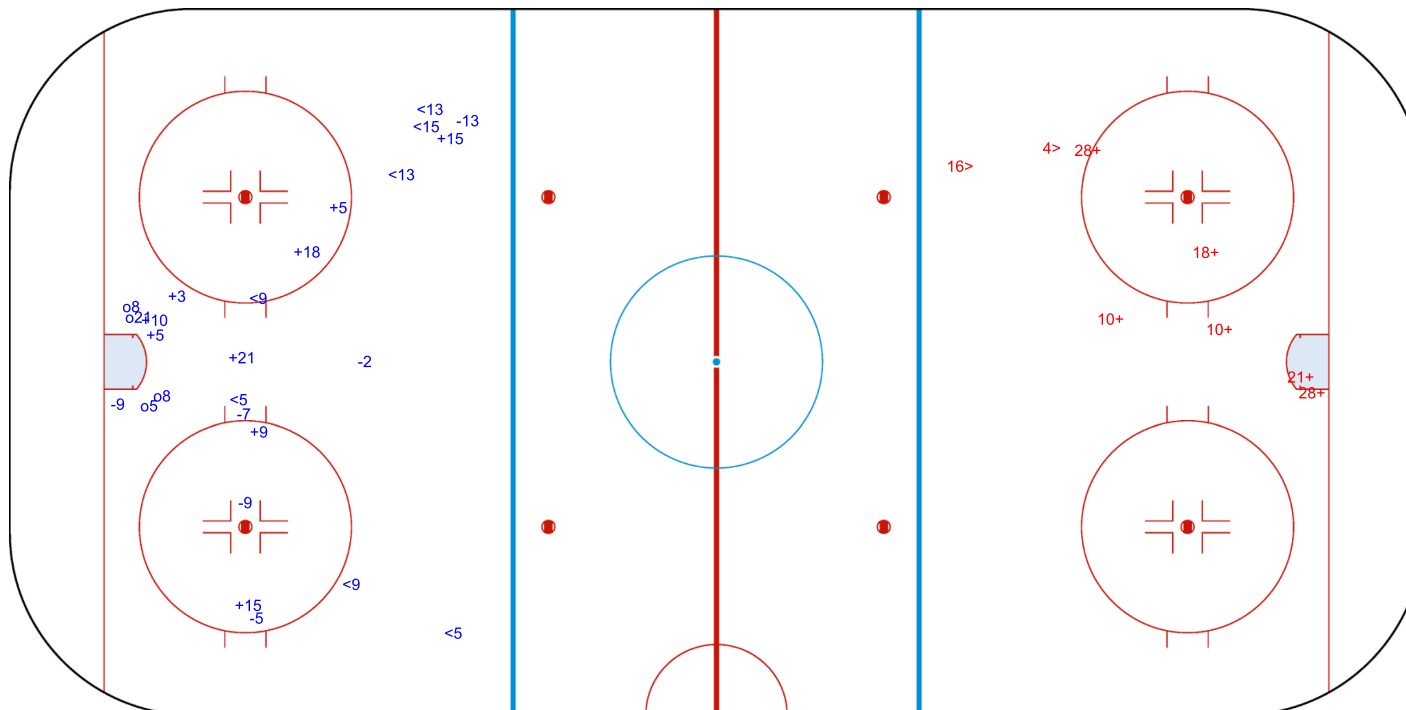
Goals (o): 4	SSG (+): 9
SSP (<): 7	SPG (-): 6



TPE

2nd Period

KAZ



Goals (o): 0	SSG (+): 6
SSP (>): 2	SPG (-): 0



Timing & Results provided by **BORNAN**

Report Created THU 6 FEB 2025 21:28

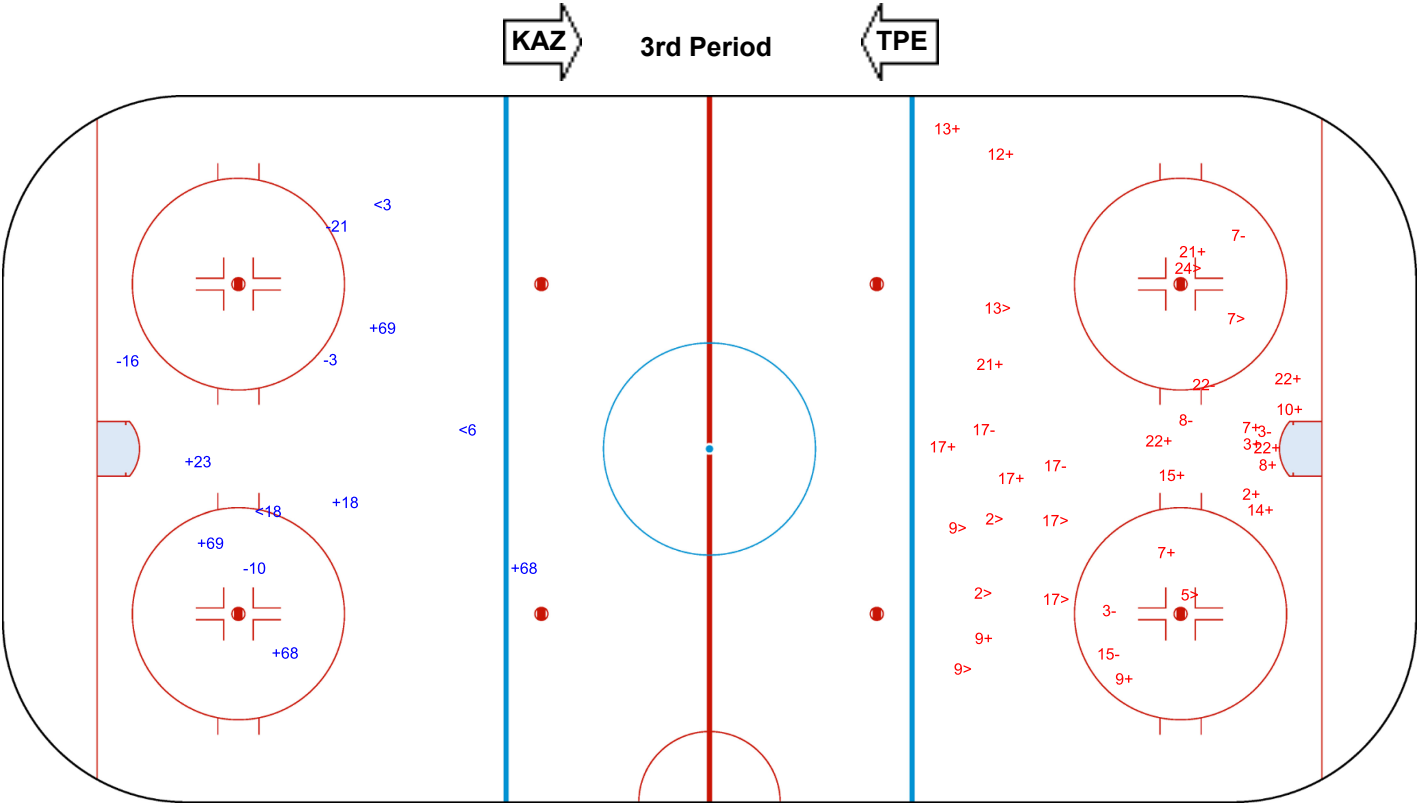
BORNAN
SPORTS TECHNOLOGY



Shots by TPE
Goals (o): 0
SSP (<): 3
SSG (+): 6
SPG (-): 4



GK 20 of KAZ



Shots by KAZ
Goals (o): 0
SSP (>): 10
SSG (+): 19
SPG (-): 8



GK 31 of TPE



GK 33 of TPE

Legend:							
GK	Goalkeeper	SPG	Shots past goal	SSG	Shots saved by goalkeeper	SSP	Shots saved by player

Face-off Chart

争球表

KAZ - TPE

1st PERIOD

Total wins / period	KAZ		TPE		KAZ		TPE		Total wins all zones	
	Def. zone	Att. zone	Neutral zone		Att. zone	Def. zone				
	- 12	+ 68	+ 18	- 21	+ 18	- 21				
	+ 18	- 19	+ 18	- 21	+ 5	- 68				
			- 12	+ 68	+ 18	- 21				
			+ 12	- 21	- 18	+ 19				
					+ 18	- 14				
					+ 5	- 14				
					- 12	+ 68				
					+ 12	- 68				
				+ 5	- 14					
				+ 18	- 14					
				+ 5	- 14					
				+ 5	- 14					
				+ 5	- 21					
				+ 5	- 21					
				- 18	+ 14					
	1 / 50%	1 / 50%	3 / 75%	1 / 25%	12 / 80%	3 / 20%				
								KAZ	TPE	
								16 / 76%	5 / 24%	

THU 6 FEB 2025
Start Time 19:30

	2 / 100%	0 / 0%
	11 / 79%	3 / 21%

TOTAL

	KAZ	TPE	KAZ	TPE	KAZ	TPE	Total wins all zones	
	Def. zone	Att. zone	Neutral zone		Att. zone	Def. zone		
Total wins / game	3 / 75%	1 / 25%	9 / 75%	3 / 25%	28 / 80%	7 / 20%	40 / 78%	11 / 22%

HEAD TO HEAD

	No.	TPE								Tot.	wins KAZ	Dz	Nz	Az
		9	10	14	19	21	30	68	69					
KAZ	5	0 - 1	1 - 0	6 - 0	1 - 0	3 - 1	1 - 1	2 - 0	1 - 0	18	15 83%		3 100%	12 80%
	12				1 - 0	2 - 0	1 - 0	1 - 3		8	5 63%	0 0%	2 67%	3 75%
	18	1 - 0		4 - 2	2 - 1	7 - 0	2 - 0	4 - 2		25	20 80%	3 100%	4 67%	13 81%
	Tot.	2	1	12	5	13	5	12	1	51	40 78%	3 75%	9 75%	28 80%
	wins TPE	1 50%	0 0%	2 17%	1 20%	1 8%	1 20%	5 42%	0 0%	11 22%				
	Dz	1 50%	0 0%	1 9%	1 50%	1 13%	1 50%	2 25%	0 0%	7 20%				
	Nz			1 100%	0 0%	0 0%	0 0%	2 100%		3 25%				
	Az				0 0%			1 50%		1 25%				

Legend:

Az Attacking zone Dz Defending zone No. Jersey number Nz Neutral zone Tot. Total face-offs played

Timing & Results provided by BORNAN

Game Roster

比赛名单

TPE - KOR

Referees

LIU Lu (CHN) , WAN Mei Wah (MAS)

Linespersons

MATSUO Kumiko (JPN) , WANG Hui (CHN)

Goalkeepers

Team: TPE

No.	Name	GP	MIP	GA	SVS	SOG	SVS%	GAA
31	WANG Yun-Tzu	2	20:00	0	19	19	100.00	0.00
33	HSU Tzu-Ting	2	100:00	6	40	46	86.96	3.60

Team Roster

Team: TPE (Blue)

No.	Pos.	Name	GP	G	A	PTS	PIM	+/-
2	D	HUANG Min-Chuan	2	1	0	1	0	0
3	D	LIN Yang-Chi	2	0	0	0	2	-2
4	D	SHA Yun-Yun	2	0	0	0	2	-1
5	F	YEH Pei-Han	2	0	0	0	0	0
6	D	LIU Chih-Lin	2	0	1	1	0	-2
8	D	KAO Wei-Ting	2	0	0	0	0	-1
9	F	TAO Sing-Lin	2	0	0	0	0	+1
10	F	HUANG Yun-Chu	2	1	0	1	0	-1
14	F	LIU Yen-Wei	2	0	0	0	0	-3
16	F	HSIEH Chih-Chen	2	0	0	0	0	-1
18	F	YEH Hui-Chen	2	0	1	1	0	0
19	F	CHANG En-Wei	2	0	0	0	4	0
21	F	CHANG En-Ni	2	1	1	2	0	-1
23	F	LIN Chieh-Yun	2	0	1	1	4	0
28	D	HSU Yu-Tong	2	0	2	2	2	-1
30	F	HSU Ting-Yu	2	0	0	0	2	0
31	GK	WANG Yun-Tzu	2	0	0	0	0	
33	GK	HSU Tzu-Ting	2	0	0	0	0	
68	F	WU Ji-Cih	2	2	0	2	0	-1
69	F	TAN Su-Ting	2	0	1	1	2	-3

Head Coach: HUANG Jen-Hung

Team: KOR

No.	Name	GP	MIP	GA	SVS	SOG	SVS%	GAA
1	PARK Jongju	0	00:00	0	0	0	0.00	0.00
20	BAE Jeongyeon	2	40:00	0	2	2	100.00	0.00
25	KIM Yeonju	2	80:00	0	4	4	100.00	0.00

Team: KOR (White)

No.	Pos.	Name	GP	G	A	PTS	PIM	+/-
1	GK	PARK Jongju	0	0	0	0	0	
2	D	SONG Heeoh	2	0	1	1	0	+1
3	F	EOM Suyeon	2	3	2	5	0	+6
4	F	PARK Minae	2	1	0	1	0	+2
5	D	LEE Sojung	2	0	2	2	0	+1
6	F	KANG Nara	2	0	2	2	0	+2
7	D	PARK Ye Eun	2	1	0	1	0	+2
8	D	KIM Selin	2	3	3	6	0	+9
9	F	PARK Jongah	2	1	4	5	0	+7
10	F	CHOI Jiyeon	2	2	4	6	2	+6
11	D	KIM Dowon	2	0	2	2	2	+7
12	F	JUNG Yewon	2	0	1	1	2	+2
13	F	LEE Eunji	2	2	2	4	0	+7
15	D	PARK Juyeon	2	0	1	1	0	0
16	F	LEE Eunji	2	2	4	6	0	+6
17	F	HAN Soojin	2	0	1	1	0	+2
18	F	HAN Yuan	2	1	0	1	2	+2
19	F	PARK Jiyeon	2	2	1	3	0	+2
20	GK	BAE Jeongyeon	2	0	0	0	0	
22	F	JUNG Siyun	2	1	1	2	0	+5
23	D	KIM Minseo	2	0	1	1	0	+5
24	D	KANG Sihyun	2	0	0	0	0	+5
25	GK	KIM Yeonju	2	0	0	0	0	

Head Coach: KIM Doyun

Legend:

+/- Plus/minus net	A Assists	D Defender	F Forward
G Goals	GA Goals against	GAA Goals against as average per 60 minutes	GK Goalkeeper
GP Games played	MIP Minutes and seconds played	No. Jersey number	PIM Penalties in minutes
Pos. Position	PTS Points	SOG Shots on goal	SVS Saves
SVS% Saves in percentage			

Line-Ups 阵容

TPE - KOR

Referees

LIU Lu (CHN), WAN Mei Wah (MAS)

Linespersons

MATSUO Kumiko (JPN), WANG Hui (CHN)

Goalkeepers

Team: TPE

No.	Name
31	WANG Yun-Tzu
33	HSU Tzu-Ting

Team: KOR

No.	Name
20	BAE Jeongyeon
25	KIM Yeonju

Team Line-ups

Team: TPE (Blue)

No.	Pos.	Name
3	D	LIN Yang-Chi +C
28	D	HSU Yu-Tong
10	F	HUANG Yun-Chu
21	F	CHANG En-Ni
69	F	TAN Su-Ting
4	D	SHA Yun-Yun
6	D	LIU Chih-Lin
16	F	HSIEH Chih-Chen +A
18	F	YEH Hui-Chen
19	F	CHANG En-Wei
2	D	HUANG Min-Chuan +A
8	D	KAO Wei-Ting
14	F	LIU Yen-Wei
23	F	LIN Chieh-Yun
68	F	WU Ji-Cih
5	F	YEH Pei-Han
9	F	TAO Sing-Lin
30	F	HSU Ting-Yu

Team: KOR (White)

No.	Pos.	Name
8	D	KIM Selin
11	D	KIM Dowon
9	F	PARK Jongah
13	F	LEE Eunji +A
16	F	LEE Eunji
5	D	LEE Sojung
15	D	PARK Juyeon
17	F	HAN Soojin +C
18	F	HAN Yuan
19	F	PARK Jiyeon +A
7	D	PARK Ye Eun
24	D	KANG Sihyun
3	F	EOM Suyeon
10	F	CHOI Jiyeon
22	F	JUNG Siyun
2	D	SONG Heeoh
23	D	KIM Minseo
4	F	PARK Minae
6	F	KANG Nara
12	F	JUNG Yewon

Head Coach: HUANG Jen-Hung

Head Coach: KIM Doyun

NOT DRESSED:

1 GK PARK Jongju

Legend:

+A	Alternate Captain	+C	Captain	D	Defender	F	Forward
No.	Jersey number	Pos.	Position				

SAT 8 FEB 2025
Start Time 15:30

Graphical Line-ups

阵容图

TPE - KOR

Referees

LIU Lu (CHN) , WAN Mei Wah (MAS)

Linespersons

MATSUO Kumiko (JPN) , WANG Hui (CHN)

Team: TPE - Chinese Taipei (Blue)

Head Coach: HUANG Jen-Hung

S1 33 HSU Tzu-Ting			
31 WANG Yun-Tzu			
S4 10 HUANG Yun-Chu	S5 21 CHANG En-Ni	S6 69 TAN Su-Ting	
S2 3 LIN Yang-Chi +C		S3 28 HSU Yu-Tong	
18 YEH Hui-Chen	19 CHANG En-Wei	16 HSIEH Chih-Chen +A	
4 SHA Yun-Yun		6 LIU Chih-Lin	
23 LIN Chieh-Yun	14 LIU Yen-Wei	68 WU Ji-Cih	
2 HUANG Min-Chuan +A		8 KAO Wei-Ting	
9 TAO Sing-Lin	30 HSU Ting-Yu	5 YEH Pei-Han	

Team: KOR - Republic of Korea (White)

Head Coach: KIM Doyun

S1 25 KIM Yeonju			
20 BAE Jeongyeon			
S4 9 PARK Jongah	S6 16 LEE Eunji	S5 13 LEE Eunji +A	
S2 8 KIM Selin		S3 11 KIM Dowon	
18 HAN Yuan	17 HAN Soojin +C	19 PARK Jiyeon +A	
5 LEE Sojung		15 PARK Juyeon	
10 CHOI Jiyeon	3 EOM Suyeon	22 JUNG Siyun	
24 KANG Sihyun		7 PARK Ye Eun	
4 PARK Minae	6 KANG Nara	12 JUNG Yewon	
2 SONG Heeoh		23 KIM Minseo	

Legend:

+A Alternate Captain

+C Captain

Sn

Starting position

Timing & Results provided by BORNAN

SAT 8 FEB 2025
Start Time 15:30
End Time 17:30

Game Summary

比赛总结

TPE - KOR 2 - 3 (0 - 1, 1 - 0, 1 - 2)

Spectators	Referees	Linespersons
1067	LIU Lu (CHN), WAN Mei Wah (MAS)	MATSUO Kumiko (JPN), WANG Hui (CHN)

Team Statistics

Period	Score	SVS	SOG	PIM	TPP	PPG	SHG
1	0 : 1	22 : 1	1 : 23	4 : 0	00:00 : 02:31	0 : 0	0 : 0
2	1 : 0	31 : 1	2 : 31	6 : 0	00:00 : 07:29	0 : 0	0 : 0
3	1 : 2	20 : 3	4 : 22	2 : 0	00:00 : 01:57	0 : 1	0 : 0
Total	2 : 3	73 : 5	7 : 76	12 : 0	00:00 : 11:57	0 : 1	0 : 0

1st Period

Action	Time	ET/Res	Team	Type	No.	Name	(G)	Name of Assistant(s) / Action Description
GK	00:00		TPE		33	HSU Tzu-Ting		- Goalkeeper in
GK	00:00		KOR		25	KIM Yeonju		- Goalkeeper in
Goal	06:55	0 : 1	KOR	EQ	19	PARK Jiyoon	(3)	16 LEE Eunji 11 KIM Dowon On Ice TPE 33 2 5 8 30 68 KOR 25 8 11 16 18 19
Penalty	07:10	09:10	TPE	2 min.	69	TAN Su-Ting		- Hooking
Penalty	19:29	21:29	TPE	2 min.	68	WU Ji-Cih		- Holding the Stick

2nd Period

Action	Time	ET/Res	Team	Type	No.	Name	(G)	Name of Assistant(s) / Action Description
Goal	28:04	1 : 1	TPE	EQ	18	YEH Hui-Chen	(1)	3 LIN Yang-Chi On Ice TPE 33 3 6 16 18 19 KOR 25 2 4 6 12 23
Penalty	29:07	31:07	TPE	2 min.	4	SHA Yun-Yun		- Tripping
Penalty	31:42	33:42	TPE	2 min.	-	Team penalty		- Too Many Players / Served by: 9 TAO Sing-Lin
Penalty	34:09	36:09	TPE	2 min.	4	SHA Yun-Yun		- Holding an opponent

3rd Period

Action	Time	ET/Res	Team	Type	No.	Name	(G)	Name of Assistant(s) / Action Description
Goal	47:27	1 : 2	KOR	EQ	22	JUNG Siyun	(2)	6 KANG Nara 10 CHOI Jiyeon On Ice TPE 33 2 8 10 68 69 KOR 25 6 8 9 22 24
Goal	49:33	2 : 2	TPE	EQ	10	HUANG Yun-Chu	(2)	21 CHANG En-Ni 68 WU Ji-Cih On Ice TPE 33 2 8 10 21 68 KOR 25 6 7 10 22 24
Penalty	57:48	59:45	TPE	2 min.	6	LIU Chih-Lin		- Roughing
Goal	59:45	2 : 3	KOR	PP1	8	KIM Selin	(4)	9 PARK Jongah 16 LEE Eunji On Ice TPE 33 2 4 14 23 KOR 25 8 9 10 13 16 *
Time-out	59:45		TPE					
GK	60:00		TPE					33 HSU Tzu-Ting - Goalkeeper out
GK	60:00		KOR					25 KIM Yeonju - Goalkeeper out

Goalkeeper Records

Team : TPE - Chinese Taipei

Team : KOR - Republic of Korea

No.	Name	SOG	SVS	MIP
33	HSU Tzu-Ting	76	73	60:00
31	WANG Yun-Tzu			

No.	Name	SOG	SVS	MIP
25	KIM Yeonju	7	5	60:00
20	BAE Jeongyeon			

Game Statistics

Team : TPE (Blue)																							
Head Coach : HUANG Jen-Hung											Shots on Goal						Time on Ice						
No.	Pos.	Name	G	A	P	PIM	FO+	FO-	FO+/-	FO%	1	2	3	OT	TS	+/-	1	2	3	OT	TOT	SHF	AVG
3	D	LIN Yang-Chi +C	0	1	1	0	0	0	0	0.00	1	0	0		1	+1	6:16	7:42	7:36		21:34	23	0:56
10	F	HUANG Yun-Chu	1	0	1	0	0	2	-2	0.00	0	0	1		1	0	4:20	6:21	6:41		17:22	22	0:47
21	F	CHANG En-Ni	0	1	1	0	7	16	-9	30.43	0	0	0		0	+1	4:31	5:14	7:38		17:23	20	0:52
28	D	HSU Yu-Tong	0	0	0	0	0	0	0	0.00	0	0	0		0	0	5:44	7:02	7:26		20:12	23	0:52
69	F	TAN Su-Ting	0	0	0	2	0	1	-1	0.00	0	0	0		0	-1	4:47	2:12	3:31		10:30	11	0:57

Timing & Results provided by BORNAN



Harbin Sport University Student Skating Hall

哈尔滨体育学院大学生滑冰馆

Ice Hockey

冰球

Women

女子



SAT 8 FEB 2025

Start Time 15:30
End Time 17:30

Preliminary round - Group B, Game 7

小组赛轮次 - B组, 比赛 7

Head Coach : HUANG Jen-Hung										Shots on Goal					Time on Ice									
No.	Pos.	Name	G	A	P	PIM	FO+	FO-	FO+/-	FO%	1	2	3	OT	TS	+/-	1	2	3	OT	TOT	SHF	AVG	
4	D	SHA Yun-Yun	0	0	0	4	0	0	0	0.00	0	0	0		0	0	8:37	9:24	7:48		25:49	21	1:13	
6	D	LIU Chih-Lin	0	0	0	2	0	0	0	0.00	0	0	0		0	+1	6:09	9:25	8:01		23:35	18	1:18	
16	F	HSIEH Chih-Chen +A	0	0	0	0	0	0	0	0.00	0	0	0		0	+1	4:53	6:04	7:50		18:47	16	1:10	
18	F	YEH Hui-Chen	1	0	1	0	0	1	-1	0.00	0	1	0		1	+1	4:57	7:41	5:02		17:40	16	1:06	
19	F	CHANG En-Wei	0	0	0	0	4	7	-3	36.36	0	1	1		2	+1	5:10	8:58	8:03		22:11	17	1:18	
2	D	HUANG Min-Chuan +A	0	0	0	0	0	0	0	0.00	0	0	0		0	-1	8:45	6:37	5:47		21:09	20	1:03	
8	D	KAO Wei-Ting	0	0	0	0	0	0	0	0.00	0	0	0		0	-1	4:29	0:55	3:27		8:51	11	0:48	
14	F	LIU Yen-Wei	0	0	0	0	1	9	-8	10.00	0	0	0		0	0	7:04	5:30	4:38		17:12	21	0:49	
23	F	LIN Chieh-Yun	0	0	0	0	0	0	0	0.00	0	0	0		0	0	6:52	5:18	4:38		16:48	21	0:48	
68	F	WU Ji-Cih	0	1	1	2	4	5	-1	44.44	0	0	1		1	-1	5:46	1:00	6:43		13:29	12	1:07	
5	F	YEH Pei-Han	0	0	0	0	0	0	0	0.00	0	0	0		0	-1	2:36	0:37	0:00		3:13	5	0:38	
9	F	TAO Sing-Lin	0	0	0	0	0	0	0	0.00	0	0	0		0	0	3:19	0:29	0:00		3:48	6	0:38	
30	F	HSU Ting-Yu	0	0	0	0	0	4	-4	0.00	0	0	1		1	-1	3:14	2:02	3:14		8:30	11	0:46	
31	GK	WANG Yun-Tzu	0	0	0	0					0	0	0		0									
33	GK	HSU Tzu-Ting	0	0	0	0					0	0	0		0									
Total			2	3	5	10	16	45	-29	26.23	1	2	4		7									

Team : KOR (White)

Head Coach : KIM Doyun										Shots on Goal					Time on Ice									
No.	Pos.	Name	G	A	P	PIM	FO+	FO-	FO+/-	FO%	1	2	3	OT	TS	+/-	1	2	3	OT	TOT	SHF	AVG	
8	D	KIM Selin	1	0	1	0	0	0	0	0.00	2	5	2		9	+2	8:02	6:50	7:22		22:14	30	0:44	
9	F	PARK Jongah	0	1	1	0	0	0	0	0.00	3	5	4		12	+1	8:16	8:43	7:31		24:30	31	0:47	
11	D	KIM Dowon	0	1	1	0	0	0	0	0.00	0	0	0		0	+1	4:51	3:50	5:49		14:30	22	0:39	
13	F	LEE Eunji +A	0	0	0	0	0	0	0	0.00	2	2	2		6	0	7:07	7:44	6:27		21:18	30	0:42	
16	F	LEE Eunji	0	2	2	0	19	5	14	79.17	1	3	2		6	+1	7:59	7:50	7:01		22:50	30	0:45	
5	D	LEE Sojung	0	0	0	0	0	0	0	0.00	2	3	3		8	0	5:14	7:27	6:43		19:24	27	0:43	
15	D	PARK Juyeon	0	0	0	0	0	0	0	0.00	0	0	0		0	0	4:41	3:30	5:42		13:53	21	0:39	
17	F	HAN Soojin +C	0	0	0	0	18	6	12	75.00	1	3	2		6	0	5:10	7:35	6:49		19:34	28	0:41	
18	F	HAN Yuan	0	0	0	0	0	0	0	0.00	1	1	1		3	+1	4:49	7:47	7:31		20:07	28	0:43	
19	F	PARK Jiyeon +A	1	0	1	0	0	0	0	0.00	3	2	0		5	+1	5:31	6:46	0:00		12:17	18	0:40	
3	F	EOM Suyeon	0	0	0	0	0	0	0	0.00	0	2	1		3	0	4:15	6:20	7:01		17:36	26	0:40	
7	D	PARK Ye Eun	0	0	0	0	0	0	0	0.00	0	0	1		1	-1	3:04	3:47	5:19		12:10	16	0:45	
10	F	CHOI Jiyeon	0	1	1	0	5	0	5	100.00	4	2	1		7	-1	4:51	7:30	7:05		19:26	26	0:44	
22	F	JUNG Siyun	1	0	1	0	0	0	0	0.00	1	0	3		4	0	3:28	3:06	5:46		12:20	19	0:38	
24	D	KANG Sihyun	0	0	0	0	0	0	0	0.00	0	0	0		0	0	4:00	3:21	7:07		14:28	18	0:48	
2	D	SONG Heeoh	0	0	0	0	0	0	0	0.00	0	0	0		0	-1	3:01	1:32	0:00		4:33	8	0:34	
4	F	PARK Minae	0	0	0	0	0	0	0	0.00	0	1	0		1	-1	4:03	1:16	0:00		5:19	8	0:39	
6	F	KANG Nara	0	1	1	0	3	5	-2	37.50	0	1	0		1	-1	3:19	1:40	6:47		11:46	17	0:41	
12	F	JUNG Yewon	0	0	0	0	0	0	0	0.00	1	1	0		2	-1	3:39	1:41	0:00		5:20	8	0:40	
23	D	KIM Minseo	0	0	0	0	0	0	0	0.00	2	0	0		2	-1	4:44	1:45	0:00		6:29	8	0:48	
20	GK	BAE Jeongyeon	0	0	0	0					0	0	0		0									
25	GK	KIM Yeonju	0	0	0	0					0	0	0		0									
Total			3	6	9	0	45	16	29	73.77	23	31	22		76									

Group B

R	Team	GP	W	OTW	OTL	L	GDF	GF:GA	PTS
1	KAZ	3	3	0	0	0	+25	26 : 1	9
2	KOR	3	3	0	0	0	+20	22 : 2	9
3	TPE	3	1	0	0	2	-2	7 : 9	3
4	HKG	2	0	0	0	2	-20	0 : 20	0
5	THA	3	0	0	0	3	-23	1 : 24	0

	HKG	KAZ	KOR	THA	TPE
HKG	*****	0:12	0:8	SAT 08 FEB 19:30	SUN 09 FEB 19:30
KAZ	12:0	*****	SUN 09 FEB 15:30	9:0	5:1
KOR	8:0	SUN 09 FEB 15:30	*****	11:0	3:2
THA	SAT 08 FEB 19:30	0:9	0:11	*****	1:4
TPE	SUN 09 FEB 19:30	1:5	2:3	4:1	*****

Timing & Results provided by BORNAN



Legend:		
(G)	Goals in tournament	* Does not count for Plus/minus
+C	Captain	A Assists
EQ	Equal strength	ET/Res Penalty end time/Result of game
FO+	Face-offs won	FO- Face-offs lost
GA	Goals against	GDF Goal difference
GP	Games played	L Losses
OT	Overtime	OTL Overtime losses
PIM	Penalties in minutes	Pos. Position
PTS	Points	R Rank
SOG	Shots on goal	SVS Saves
TS	Total shots	W Wins
+/-	Plus/minus net	+A Alternate Captain
AVG	Average time on ice / shift	D Defender
F	Forward	FO% Face-offs won as percentage
FO+/-	Face-offs net	G Goals
GF	Goals for	GK Goalkeeper
MIP	Minutes in play (GK)	No. Jersey number
OTW	Overtime wins	P Points
PP1	Power play - 1 player	PPG Power play goals
SHF	Number of shifts	SHG Shorthanded goals
TOT	Total	TPP Time on power play

Shot Chart

射门表

TPE - KOR

Shots by KOR

Goals (o): 1 SSG (+): 22

SSP (<): 9 SPG (-): 11



GK 33 of TPE



1st Period



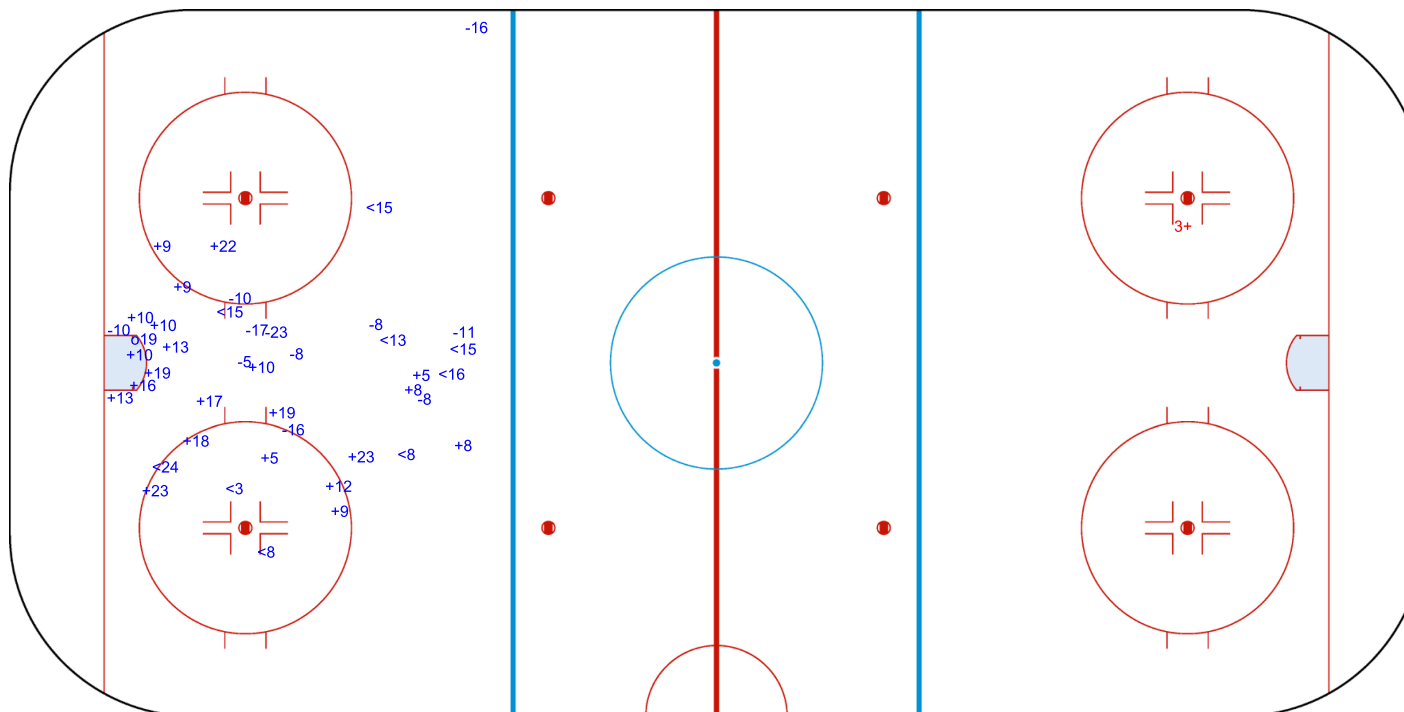
Shots by TPE

Goals (o): 0 SSG (+): 1

SSP (>): 0 SPG (-): 0



GK 25 of KOR



Shots by TPE

Goals (o): 1

SSP (<): 1

SSG (+): 1

SPG (-): 2

o18

GK 25 of KOR



2nd Period

TPE

Shots by KOR

Goals (o): 0

SSP (>): 8

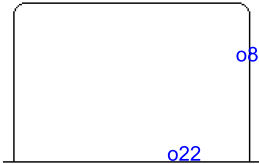
SSG (+): 31

SPG (-): 13

GK 33 of TPE

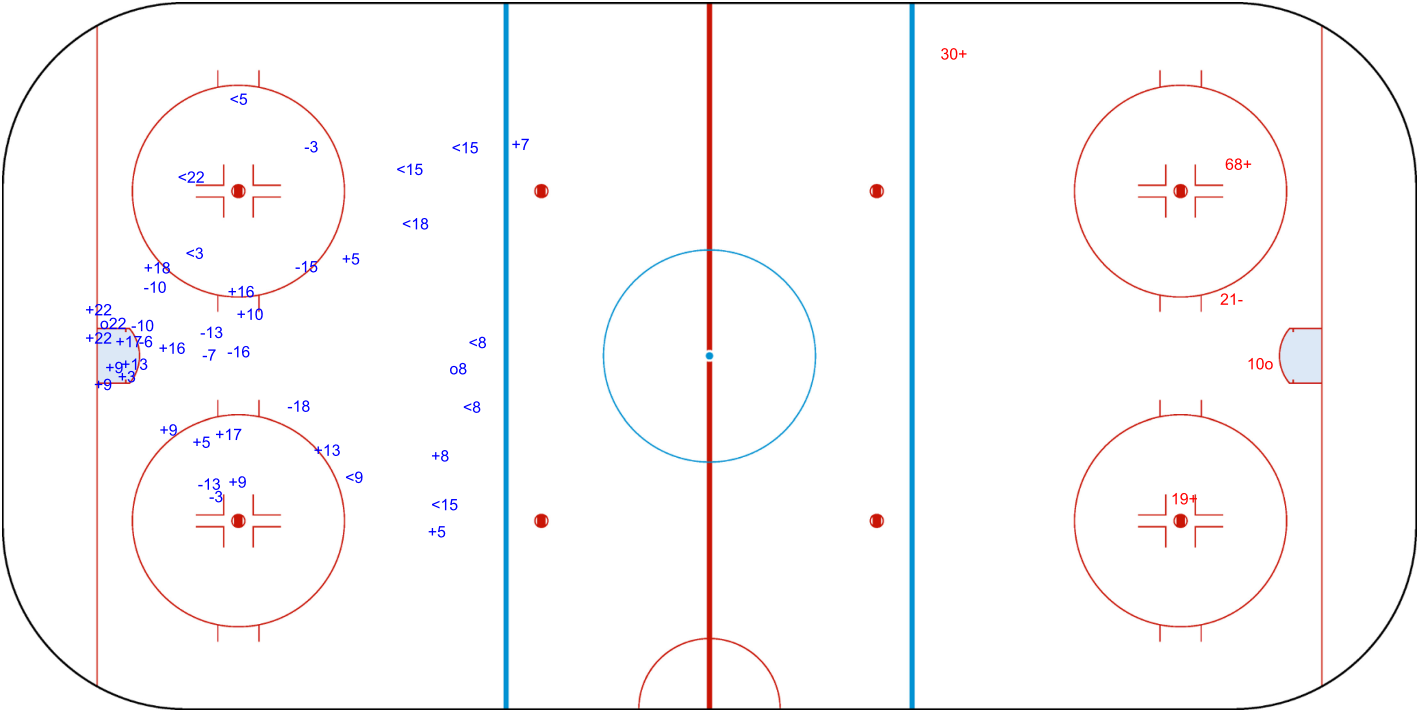


Shots by KOR
Goals (o): 2
SSP (<): 10
SSG (+): 20
SPG (-): 11



GK 33 of TPE

TPE 3rd Period KOR



Shots by TPE
Goals (o): 1
SSP (>): 0
SSG (+): 3
SPG (-): 1



GK 25 of KOR

Legend:							
GK	Goalkeeper	SPG	Shots past goal	SSG	Shots saved by goalkeeper	SSP	Shots saved by player

Face-off Chart

争球表

TPE - KOR

1st PERIOD

	TPE		KOR		TPE		KOR		TPE		KOR	
	Def. zone	Att. zone	Def. zone	Att. zone	Neutral zone		Def. zone	Att. zone	Att. zone	Def. zone	Def. zone	Att. zone
	- 19	+ 16			- 19	+ 16						
	- 30	+ 16			- 21	+ 17						
	- 30	+ 16			- 68	+ 16						
	- 18	+ 10										
	- 21	+ 17										
	+ 14	- 17										
	+ 21	- 17										
	+ 19	- 6										
	+ 68	- 16										
	+ 21	- 17										
	+ 19	- 6										
	- 68	+ 10										
	- 69	+ 10										
	- 68	+ 16										
	- 19	+ 16										
Total wins / period	6 / 40%	9 / 60%	0 / 0%	3 / 100%								

Total wins
all zones

TPE	KOR
6 / 33%	12 / 67%

2nd PERIOD

	TPE		KOR		TPE		KOR		TPE		KOR	
	Def. zone	Att. zone	Def. zone	Att. zone	Neutral zone		Def. zone	Att. zone	Att. zone	Def. zone	Def. zone	Att. zone
	+ 21	- 17			- 14	+ 16			- 14	+ 16		
	+ 21	- 6			- 19	+ 17						
	- 21	+ 6			- 19	+ 16						
	- 21	+ 17										
	- 14	+ 17										
	- 21	+ 16										
	- 14	+ 17										
	+ 21	- 16										
	- 21	+ 17										
	- 14	+ 16										
	- 14	+ 16										
	- 21	+ 17										
	- 19	+ 10										
	- 14	+ 17										
	- 14	+ 17										
	- 21	+ 16										
	- 21	+ 16										
	- 30	+ 10										
Total wins / period	3 / 17%	15 / 83%	0 / 0%	3 / 100%					0 / 0%	1 / 100%		

Total wins
all zones

TPE	KOR
3 / 14%	19 / 86%

3rd PERIOD

	TPE		KOR		TPE		KOR		TPE		KOR	
	Def. zone	Att. zone	Def. zone	Att. zone	Neutral zone		Def. zone	Att. zone	Att. zone	Def. zone	Def. zone	Att. zone
	+ 19	- 6			- 21	+ 16			- 30	+ 17		
	+ 68	- 16			- 19	+ 16			- 10	+ 6		
Total wins / period												

Total wins
all zones

TPE	KOR
7 / 33%	14 / 67%

SAT 8 FEB 2025
Start Time 15:30

- 21	+ 17	+ 21	- 16	- 10	+ 17
+ 68	- 17	- 21	+ 17		
+ 19	- 16	- 21	+ 17		
- 68	+ 17				
- 68	+ 17				
+ 21	- 6				
+ 68	- 17				
- 21	+ 6				
- 21	+ 16				
- 14	+ 16				
- 21	+ 17				
6 / 46%	7 / 54%	1 / 20%	4 / 80%	0 / 0%	3 / 100%

TOTAL

Total wins / game	TPE	KOR	TPE	KOR	TPE	KOR	Total wins	
	Def. zone	Att. zone	Neutral zone		Att. zone	Def. zone	all zones	
							TPE	KOR
	15 / 33%	31 / 67%	1 / 9%	10 / 91%	0 / 0%	4 / 100%	16 / 26%	45 / 74%

Total wins / game

HEAD TO HEAD

		KOR				Tot.	wins TPE	Dz	Nz	Az
No.		6	10	16	17					
TPE	10	0 - 1			0 - 1	2	0 0%			0 0%
	14			0 - 5	1 - 4	10	1 10%	1 13%	0 0%	0 0%
	18		0 - 1			1	0 0%	0 0%		
	19	3 - 0	0 - 1	1 - 5	0 - 1	11	4 36%	4 57%	0 0%	
	21	2 - 2		2 - 5	3 - 9	23	7 30%	6 33%	1 20%	
	30		0 - 1	0 - 2	0 - 1	4	0 0%	0 0%		0 0%
	68		0 - 1	2 - 2	2 - 2	9	4 44%	4 50%	0 0%	
	69		0 - 1			1	0 0%	0 0%		
Tot.		8	5	24	24	61	16 26%	15 33%	1 9%	0 0%
wins KOR		3 38%	5 100%	19 79%	18 75%	45 74%				
Dz		1 100%		1 100%	2 100%	4 100%				
Nz				6 86%	4 100%	10 91%				
Az		2 29%	5 100%	12 75%	12 67%	31 67%				

Legend:

Az Attacking zone Dz Defending zone No. Jersey number Nz Neutral zone Tot. Total face-offs played

Timing & Results provided by BORNAN

Game Roster

比赛名单

HKG - THA

Referees

NAKAYAMA Miyuki (JPN) , SONG Meina (CHN)

Linespersons

PARK Jung Yoon (KOR) , WOON Yean Hui (MAS)

Goalkeepers

Team: HKG

No.	Name	GP	MIP	GA	SVS	SOG	SVS%	GAA
1	LLOREN Olivia Li	2	00:00	0	0	0	0.00	0.00
25	MOK Hei Lam	2	120:00	20	119	139	85.61	10.00

Team: THA

No.	Name	GP	MIP	GA	SVS	SOG	SVS%	GAA
1	KUNTHADAPAKORN Thamida	3	173:30	22	142	164	86.59	7.61
2	WATTANAKULCHARO ENCHAI Wilaksaya	3	06:15	1	12	13	92.31	9.60

Team Roster

Team: HKG (Red)

No.	Pos.	Name	GP	G	A	PTS	PIM	+/-
1	GK	LLOREN Olivia Li	2	0	0	0	0	
2	D	TAM Wing Hei	2	0	0	0	0	-8
3	F	LI Ching Laam	2	0	0	0	0	-7
4	D	SO Hoi Kiu	2	0	0	0	0	-1
5	D	CHIM Agnes	2	0	0	0	2	-8
7	F	LAU Yeuk Ting	2	0	0	0	2	-4
8	F	NG Renee Jasmine	2	0	0	0	2	-5
9	D	KWOK Hoi Kei Ophelia	2	0	0	0	0	-4
10	F	IP Estelle Claudia	2	0	0	0	2	-5
11	F	CHEUNG Wing Yan	2	0	0	0	0	-7
12	F	LI Adrienne May	2	0	0	0	0	-1
13	D	LEUNG Tsui Shan Aman	2	0	0	0	0	-1
14	D	TSUI Chi Yau Myra	2	0	0	0	2	-3
16	F	CHEUNG Tsz Ching	2	0	0	0	0	-1
17	F	CHENG Man Ying Katrina	2	0	0	0	0	-4
18	D	HO Janice Qing Qing	2	0	0	0	0	-6
19	F	WONG Ka Wing	2	0	0	0	4	-6
21	F	FONG Chloe Beatriz	2	0	0	0	2	-4
22	D	LAM Andrea Winola	2	0	0	0	0	-5
23	F	WONG Charleen	2	0	0	0	4	-5
24	F	WANG Apple	2	0	0	0	0	-5
25	GK	MOK Hei Lam	2	0	0	0	0	

Team: THA (White)

No.	Pos.	Name	GP	G	A	PTS	PIM	+/-
1	GK	KUNTHADAPAKORN Thamida	3	0	0	0	0	
2	GK	WATTANAKULCHAROENC HAI Wilaksaya	3	0	0	0	0	
3	D	LOYKULNANT Nisthanant	3	0	0	0	2	-1
5	F	BOONYUBOL Varachanant	3	0	0	0	0	-1
6	F	POTHONG Avita	3	0	0	0	4	-10
7	F	THAMMA Supitsara	3	0	0	0	2	-9
8	F	KHANPAKDEE Phraephailin	3	0	0	0	0	0
9	F	VORAWAT Pacharamon	3	0	1	1	0	-5
10	F	SIRIVIKUL Woranittha	3	0	0	0	0	0
11	D	DEJTHAI Prim	3	0	0	0	0	-5
12	F	SORNPROM Pattranid	3	0	0	0	0	0
13	F	KOSANUNT Apichaya	3	0	0	0	4	-12
14	D	CHIMPRADID Marisa	3	0	0	0	0	-10
15	F	SAKCHAICHAROENKUL Pawarisa	3	0	0	0	0	-7
16	F	RATTANANAI Wirasinee	3	0	0	0	0	-2
17	F	POKA Rinrada	3	0	0	0	0	-4
18	F	KHANPAKDEE Phraephloi	3	0	0	0	0	0
19	D	PANYAMANEERAT Suwipa	3	0	1	1	4	-8
21	F	YANNAKORNTHANAPUNT Thipwarintorn	3	1	0	1	4	-9
22	D	SAENTES Kanpitcha	3	0	0	0	0	-1
23	D	JITTRESIN Sirikarn	3	0	0	0	8	-6
24	D	SRICHAMNONG Jaravee	3	0	0	0	0	0

Head Coach: HUCKO Petr

Head Coach: RAWLYK Rory Joseph

Legend:

+/-	Plus/minus net	A	Assists	D	Defender	F	Forward
G	Goals	GA	Goals against	GAA	Goals against as average per 60 minutes	GK	Goalkeeper
GP	Games played	MIP	Minutes and seconds played	No.	Jersey number	PIM	Penalties in minutes
Pos.	Position	PTS	Points	SOG	Shots on goal	SVS	Saves
SVS%	Saves in percentage						

SAT 8 FEB 2025
Start Time 19:30

Line-Ups 阵容

HKG - THA

Referees

NAKAYAMA Miyuki (JPN), SONG Meina (CHN)

Linespersons

PARK Jung Yoon (KOR), WOON Yean Hui (MAS)

Goalkeepers

Team: HKG

No.	Name
1	LLOREN Olivia Li
25	MOK Hei Lam

Team: THA

No.	Name
1	KUNTHADAPAKORN Thamida
2	WATTHANAKULCHAROENCHAI Wilaksaya

Team Line-ups

Team: HKG (Red)

No.	Pos.	Name
14	D	TSUI Chi Yau Myra
22	D	LAM Andrea Winola
8	F	NG Renee Jasmine
10	F	IP Estelle Claudia
23	F	WONG Charleen
2	D	TAM Wing Hei
18	D	HO Janice Qing Qing
3	F	LI Ching Laam
7	F	LAU Yeuk Ting
24	F	WANG Apple
4	D	SO Hoi Kiu
9	D	KWOK Hoi Kei Ophelia +A
11	F	CHEUNG Wing Yan
12	F	LI Adrienne May +C
19	F	WONG Ka Wing
5	D	CHIM Agnes
13	D	LEUNG Tsui Shan Aman +A
16	F	CHEUNG Tsz Ching
17	F	CHENG Man Ying Katrina
21	F	FONG Chloe Beatriz

Head Coach: HUCKO Petr

Team: THA (White)

No.	Pos.	Name
11	D	DEJTHAI Prim
6	F	POTHONG Avita
7	F	THAMMA Supitsara
13	F	KOSANUNT Apichaya
21	F	YANNAKORNTHANAPUNT Thipwarintorn +C
14	D	CHIMPRADID Marisa
19	D	PANYAMANEERAT Suwipa
23	D	JITTRESIN Sirikarn +A
9	F	VORAWAT Pacharamon
15	F	SAKCHAICHAROENKUL Pawarisa +A
3	D	LOYKULNANT Nisthanant
5	F	BOONYUBOL Varachanant
12	F	SORNPROM Pattranid
16	F	RATTANANAI Wirasinee
17	F	POKA Rinrada
22	D	SAENTES Kanpitcha
24	D	SRICHAMNONG Jaravee
8	F	KHANPAKDEE Phraephailin
10	F	SIRIVIKUL Woranittha
18	F	KHANPAKDEE Phraephloi

Head Coach: RAWLYK Rory Joseph

Legend:

+A Alternate Captain
No. Jersey number

+C Captain
Pos. Position

D Defender

F Forward

Graphical Line-ups

阵容图

HKG - THA

Referees

NAKAYAMA Miyuki (JPN) , SONG Meina (CHN)

Linespersons

PARK Jung Yoon (KOR) , WOON Yean Hui (MAS)

Team: HKG - Hong Kong, China (Red)

Head Coach: HUCKO Petr

S1 25 MOK Hei Lam		1 LLOREN Olivia Li	
S6 23 WONG Charleen	S5 10 IP Estelle Claudia	S4 8 NG Renee Jasmine	
S2 14 TSUI Chi Yau Myra		S3 22 LAM Andrea Winola	
7 LAU Yeuk Ting		3 LI Ching Laam	
18 HO Janice Qing Qing		24 WANG Apple	
19 WONG Ka Wing		2 TAM Wing Hei	
12 LI Adrienne May +C		11 CHEUNG Wing Yan	
4 SO Hoi Kiu		9 KWOK Hoi Kei Ophelia +A	
17 CHENG Man Ying Katrina		21 FONG Chloe Beatriz	
5 CHIM Agnes		16 CHEUNG Tsz Ching	
13 LEUNG Tsui Shan Aman +A			

Team: THA - Thailand (White)

Head Coach: RAWLYK Rory Joseph

S1 1 KUNTHADAPAKORN Thamida		2 WATTHANAKULCHAROENCHAI Wilaksaya	
S4 7 THAMMA Supitsara	S6 21 YANNAKORNTHANAPUNT Thipwarintorn +C	S5 13 KOSANUNT Apichaya	
S3 11 DEJTHAI Prim		S2 6 POTHONG Avita	
15 SAKCHAICHAROENKUL Pawarisa +A		9 VORAWAT Pacharamon	
19 PANYAMANEERAT Suwipa			
14 CHIMPRADID Marisa		23 JITTRESIN Sirikarn +A	
5 BOONYUBOL Varachanant		17 POKA Rinrada	
12 SORNPROM Pattranid			
16 RATTANANAI Wirasinee		3 LOYKULNANT Nisthanant	
8 KHANPAKDEE Phraephailin		10 SIRIVIKUL Woranittha	
18 KHANPAKDEE Phraephloi			
22 SAENTES Kanpitcha		24 SRICHAMNONG Jaravee	

Legend:

+A Alternate Captain

+C Captain

Sn

Starting position

Timing & Results provided by BORNAN

SAT 8 FEB 2025
Start Time 19:30
End Time 21:29

Game Summary 比赛总结

HKG - THA 1 - 2 (0 - 0 , 1 - 1 , 0 - 1)

Spectators	Referees	Linespersons
1097	NAKAYAMA Miyuki (JPN) , SONG Meina (CHN)	PARK Jung Yoon (KOR) , WOON Yean Hui (MAS)

Team Statistics

Period	Score	SVS	SOG	PIM	TPP	PPG	SHG
1	0 : 0	10 : 9	9 : 10	4 : 2	00:29 : 04:00	0 : 0	0 : 0
2	1 : 1	5 : 14	15 : 6	2 : 2	03:31 : 02:00	0 : 0	0 : 0
3	0 : 1	8 : 8	8 : 9	0 : 0	00:00 : 00:00	0 : 0	0 : 0
Total	1 : 2	23 : 31	32 : 25	6 : 4	04:00 : 06:00	0 : 0	0 : 0

1st Period

Action	Time	ET/Res	Team	Type	No.	Name	(G)	Name of Assistant(s) / Action Description
GK	00:00		HKG		25	MOK Hei Lam		- Goalkeeper in
GK	00:00		THA		1	KUNTHADAPAKORN T		- Goalkeeper in
Penalty	03:16	05:16	HKG	2 min.	9	KWOK HKO		- Tripping
Penalty	12:24	14:24	HKG	2 min.	2	TAM Wing Hei		- Boarding
Penalty	19:31	21:31	THA	2 min.	13	KOSANUNT Apichaya		- Illegal Hit

2nd Period

Action	Time	ET/Res	Team	Type	No.	Name	(G)	Name of Assistant(s) / Action Description
Goal	25:47	1 : 0	HKG	EQ	22	LAM Andrea Winola	(1)	14 TSUI Chi Yau Myra On Ice HKG 25 8 10 14 22 23 10 IP Estelle Claudia THA 1 7 11 13 16 21
Penalty	33:07	35:07	THA	2 min.	16	RATTANANAI W		- Cross-Checking
Penalty	35:28	37:28	HKG	2 min.	-	Team penalty		- Too Many Players / Served by: 7 LAU Yeuk Ting
Goal	38:54	1 : 1	THA	EQ	15	SAKCHAICHAROENKUL	(1)	9 VORAWAT On Ice HKG 25 4 9 11 12 19 Pacharamon THA 1 9 14 15 16 19 19 PANYAMANEERAT S

3rd Period

Action	Time	ET/Res	Team	Type	No.	Name	(G)	Name of Assistant(s) / Action Description
Goal	51:26	1 : 2	THA	EQ	9	VORAWAT Pacharamon	(1)	7 THAMMA Supitsara On Ice HKG 25 2 3 7 18 24 23 JITTRESIN Sirikarn THA 1 7 9 14 16 19
Time-out	57:39		HKG					
GK	58:45		HKG					25 MOK Hei Lam - Goalkeeper out
GK	59:25		HKG		25	MOK Hei Lam		- Goalkeeper in
GK	59:44		HKG					25 MOK Hei Lam - Goalkeeper out
GK	60:00		THA					1 KUNTHADAPAKORN T - Goalkeeper out

Goalkeeper Records

Team : HKG - Hong Kong, China

No.	Name	SOG	SVS	MIP
25	MOK Hei Lam	25	23	59:04
1	LLOREN Olivia Li			

Team : THA - Thailand

No.	Name	SOG	SVS	MIP
1	KUNTHADAPAKORN Thamida	32	31	60:00
2	WATTANAKULCHAROENCHAI Wilaksaya			

Game Statistics

Team : HKG (Red)																								
Head Coach : HUCKO Petr										Shots on Goal				Time on Ice										
No.	Pos.	Name	G	A	P	PIM	FO+	FO-	FO+/-	FO%	1	2	3	OT	TS	+/-	1	2	3	OT	TOT	SHF	AVG	
8	F	NG Renee Jasmine	0	0	0	0	3	1	2	75.00	4	6	1	11	+1	8:54	10:28	9:19			28:41	24	1:11	
10	F	IP Estelle Claudia	0	1	1	0	18	6	12	75.00	1	0	2		3	+1	9:41	8:43	10:18			28:42	22	1:18
14	D	TSUI Chi Yau Myra	0	1	1	0	0	0	0	0.00	0	0	0		0	+1	7:35	9:29	7:47			24:51	18	1:22
22	D	LAM Andrea Winola	1	0	1	0	0	0	0	0.00	0	1	1		2	+1	7:07	7:45	9:22			24:14	19	1:16
23	F	WONG Charleen	0	0	0	0	0	1	-1	0.00	0	2	0		2	+1	7:26	9:31	10:13			27:10	23	1:10



Harbin Sport University Student Skating Hall

哈尔滨体育学院大学生滑冰馆

Ice Hockey

冰球

Women

女子

Preliminary round - Group B, Game 8

小组赛轮次 - B组, 比赛 8



SAT 8 FEB 2025
Start Time 19:30
End Time 21:29

Head Coach : HUCKO Petr										Shots on Goal					Time on Ice								
No.	Pos.	Name	G	A	P	PIM	FO+	FO-	FO+/-	FO%	1	2	3	OT	TS	+/-	1	2	3	OT	TOT	SHF	AVG
2	D	TAM Wing Hei	0	0	0	2	0	0	0	0.00	3	1	1		5	-1	6:54	8:03	9:59		24:56	19	1:18
3	F	LI Ching Laam	0	0	0	0	7	6	1	53.85	0	2	1		3	-1	6:58	8:38	7:53		23:29	21	1:07
7	F	LAU Yeuk Ting	0	0	0	0	0	0	0	0.00	0	0	1		1	-1	4:27	4:41	6:18		15:26	18	0:51
18	D	HO Janice Qing Qing	0	0	0	0	0	0	0	0.00	1	0	0		1	-1	8:01	3:36	2:42		14:19	13	1:06
24	F	WANG Apple	0	0	0	0	0	0	0	0.00	0	1	1		2	-1	4:53	7:28	7:24		19:45	17	1:09
4	D	SO Hoi Kiu	0	0	0	0	0	0	0	0.00	0	0	0		0	-1	4:25	3:55	6:02		14:22	12	1:11
9	D	KWOK Hoi Kei Ophelia +A	0	0	0	2	0	0	0	0.00	0	0	0		0	-1	5:46	3:46	4:08		13:40	13	1:03
11	F	CHEUNG Wing Yan	0	0	0	0	0	0	0	0.00	0	0	0		0	-1	4:48	3:14	3:20		11:22	12	0:56
12	F	LI Adrienne May +C	0	0	0	0	2	1	1	66.67	0	0	0		0	-1	5:20	4:04	2:52		12:16	12	1:01
19	F	WONG Ka Wing	0	0	0	0	0	0	0	0.00	0	2	0		2	-1	3:45	4:39	3:19		11:43	13	0:54
5	D	CHIM Agnes	0	0	0	0	0	0	0	0.00	0	0	0		0	0	0:00	0:00	0:00		0:00	0	0:00
13	D	LEUNG Tsui Shan Aman +A	0	0	0	0	0	0	0	0.00	0	0	0		0	0	0:00	0:00	0:00		0:00	0	0:00
16	F	CHEUNG Tsz Ching	0	0	0	0	0	0	0	0.00	0	0	0		0	0	0:00	0:00	0:00		0:00	0	0:00
17	F	CHENG Man Ying Katrina	0	0	0	0	0	0	0	0.00	0	0	0		0	0	0:00	0:00	0:00		0:00	0	0:00
21	F	FONG Chloe Beatriz	0	0	0	0	0	0	0	0.00	0	0	0		0	0	0:00	0:00	0:00		0:00	0	0:00
1	GK	LLOREN Olivia Li	0	0	0	0					0	0	0		0								
25	GK	MOK Hei Lam	0	0	0	0					0	0	0		0								
Total			1	2	3	4	30	15	15	66.67	9	15	8		32								

Team : THA (White)

Head Coach : RAWLYK Rory Joseph										Shots on Goal					Time on Ice									
No.	Pos.	Name	G	A	P	PIM	FO+	FO-	FO+/-	FO%	1	2	3	OT	TS	+/-	1	2	3	OT	TOT	SHF	AVG	
6	F	POTHONG Avita	0	0	0	0	3	7	-4	30.00	2	1	2		5	0	12:19	13:20	10:32		36:11	20	1:48	
7	F	THAMMA Supitsara	0	1	1	0	0	0	0	0.00	2	0	2		4	0	10:14	10:23	10:39		31:16	20	1:33	
11	D	DEJTHAI Prim	0	0	0	0	0	0	0	0.00	2	0	0		2	-1	6:32	10:29	9:26		26:27	15	1:45	
13	F	KOSANUNT Apichaya	0	0	0	2	0	0	0	0.00	1	0	0		1	-1	9:11	6:08	8:06		23:25	16	1:27	
21	F	YANNAKORNTHANAPUNT Thipwarintorn +C	0	0	0	0	8	18	-10	30.77	0	0	0		0	-1	14:19	14:54	12:56		42:09	21	2:00	
9	F	VORAWAT Pacharamon	1	1	2	0	0	0	0	0.00	0	2	2		4	+2	7:07	3:42	4:22		15:11	14	1:05	
14	D	CHIMPRADID Marisa	0	0	0	0	0	0	0	0.00	0	1	0		1	+2	6:56	5:44	9:27		22:07	14	1:34	
15	F	SAKCHAICHAROENKUL Pawarisa +A	1	0	1	0	0	0	0	0.00	0	1	0		1	+1	6:06	5:29	5:36		17:11	16	1:04	
19	D	PANYAMANEERAT Suwipa	0	1	1	0	4	5	-1	44.44	2	0	3		5	+2	9:17	5:57	7:49		23:03	15	1:32	
23	D	JITTRESIN Sirikarn +A	0	1	1	0	0	0	0	0.00	1	1	0		2	0	11:29	13:27	12:03		36:59	15	2:27	
3	D	LOYKULNANT Nisthanant	0	0	0	0	0	0	0	0.00	0	0	0		0	0	0:00	0:00	0:00		0:00	0	0:00	
5	F	BOONYUBOL Varachanant	0	0	0	0	0	0	0	0.00	0	0	0		0	0	0:00	0:00	0:00		0:00	0	0:00	
12	F	SORNPROM Pattranid	0	0	0	0	0	0	0	0.00	0	0	0		0	0	0:00	0:00	0:00		0:00	0	0:00	
16	F	RATTANANAI Wirasinee	0	0	0	2	0	0	0	0.00	0	0	0		0	+1	4:55	4:26	9:04		18:25	16	1:09	
17	F	POKA Rinrada	0	0	0	0	0	0	0	0.00	0	0	0		0	0	1:07	2:29	0:00		3:36	3	1:12	
8	F	KHANPAKDEE Phraephailin	0	0	0	0	0	0	0	0.00	0	0	0		0	0	0:00	0:00	0:00		0:00	0	0:00	
10	F	SIRIVIKUL Woranittha	0	0	0	0	0	0	0	0.00	0	0	0		0	0	0:00	0:00	0:00		0:00	0	0:00	
18	F	KHANPAKDEE Phraephloi	0	0	0	0	0	0	0	0.00	0	0	0		0	0	0:00	0:00	0:00		0:00	0	0:00	
22	D	SAENTES Kanpitcha	0	0	0	0	0	0	0	0.00	0	0	0		0	0	0:00	0:00	0:00		0:00	0	0:00	
24	D	SRICHAMNONG Jaravee	0	0	0	0	0	0	0	0.00	0	0	0		0	0	0:00	0:00	0:00		0:00	0	0:00	
1	GK	KUNTHADAPAKORN Thamida	0	0	0	0					0	0	0		0									
2	GK	WATTHANAKULCHAROENCHAI Wilaksaya	0	0	0	0					0	0	0		0									
Total			2	4	6	4	15	30	-15	33.33	10	6	9		25									

Group B

R	Team	GP	W	OTW	OTL	L	GDF	GF : GA	PTS
1	KAZ	3	3	0	0	0	+25	26 : 1	9
2	KOR	3	3	0	0	0	+20	22 : 2	9
3	TPE	3	1	0	0	2	-2	7 : 9	3
4	THA	4	1	0	0	3	-22	3 : 25	3
5	HKG	3	0	0	0	3	-21	1 : 22	0

	HKG	KAZ	KOR	THA	TPE
HKG	*****	0:12	0:8	1:2	SUN 09 FEB 19:30
KAZ	12:0	*****	SUN 09 FEB 15:30	9:0	5:1
KOR	8:0	SUN 09 FEB 15:30	*****	11:0	3:2
THA	2:1	0:9	0:11	*****	1:4
TPE	SUN 09 FEB 19:30	1:5	2:3	4:1	*****

Legend:

(G)	Goals in tournament	+/-	Plus/minus net	+A	Alternate Captain	+C	Captain
A	Assists	AVG	Average time on ice / shift	D	Defender	EQ	Equal strength
ET/Res	Penalty end time/Result of game	F	Forward	FO%	Face-offs won as percentage	FO+	Face-offs won
FO-	Face-offs lost	FO+/-	Face-offs net	G	Goals	GA	Goals against
GDF	Goal difference	GF	Goals for	GK	Goalkeeper	GP	Games played
L	Losses	MIP	Minutes in play (GK)	No.	Jersey number	OT	Overtime
OTL	Overtime losses	OTW	Overtime wins	P	Points	PIM	Penalties in minutes
Pos.	Position	PPG	Power play goals	PTS	Points	R	Rank
SHF	Number of shifts	SHG	Shorthanded goals	SOG	Shots on goal	SVS	Saves
TOT	Total	TPP	Time on power play	TS	Total shots	W	Wins

Shot Chart

射门表

HKG - THA


Shots by THA

Goals (o): 0

SSG (+): 10

SSP (-): 5

SPG (-): 6



GK 25 of HKG



1st Period



Shots by HKG

Goals (o): 0

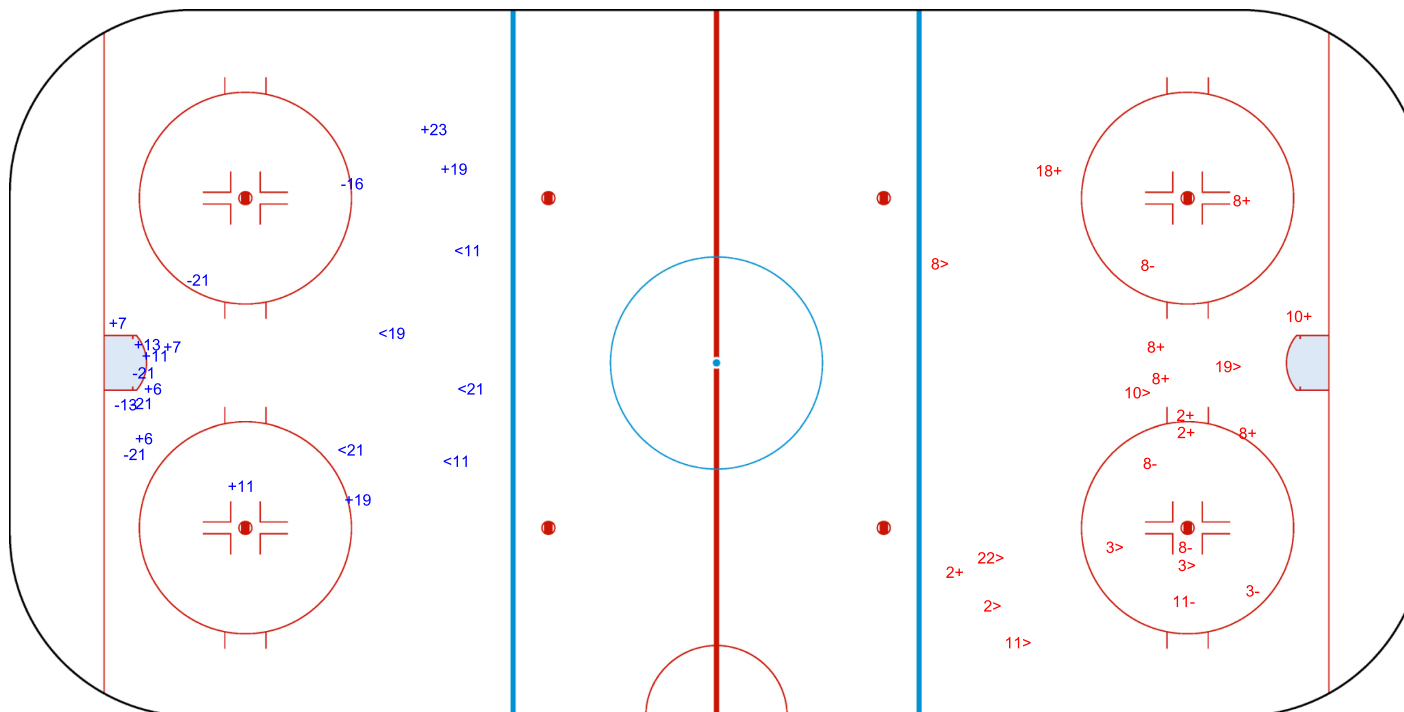
SSG (+): 9

SSP (>): 8

SPG (-): 5



GK 1 of THA





Shots by HKG

Goals (o): 1

SSP (<): 2

SSG (+): 14

SPG (-): 7

o22

GK 1 of THA



2nd Period



Shots by THA

Goals (o): 1

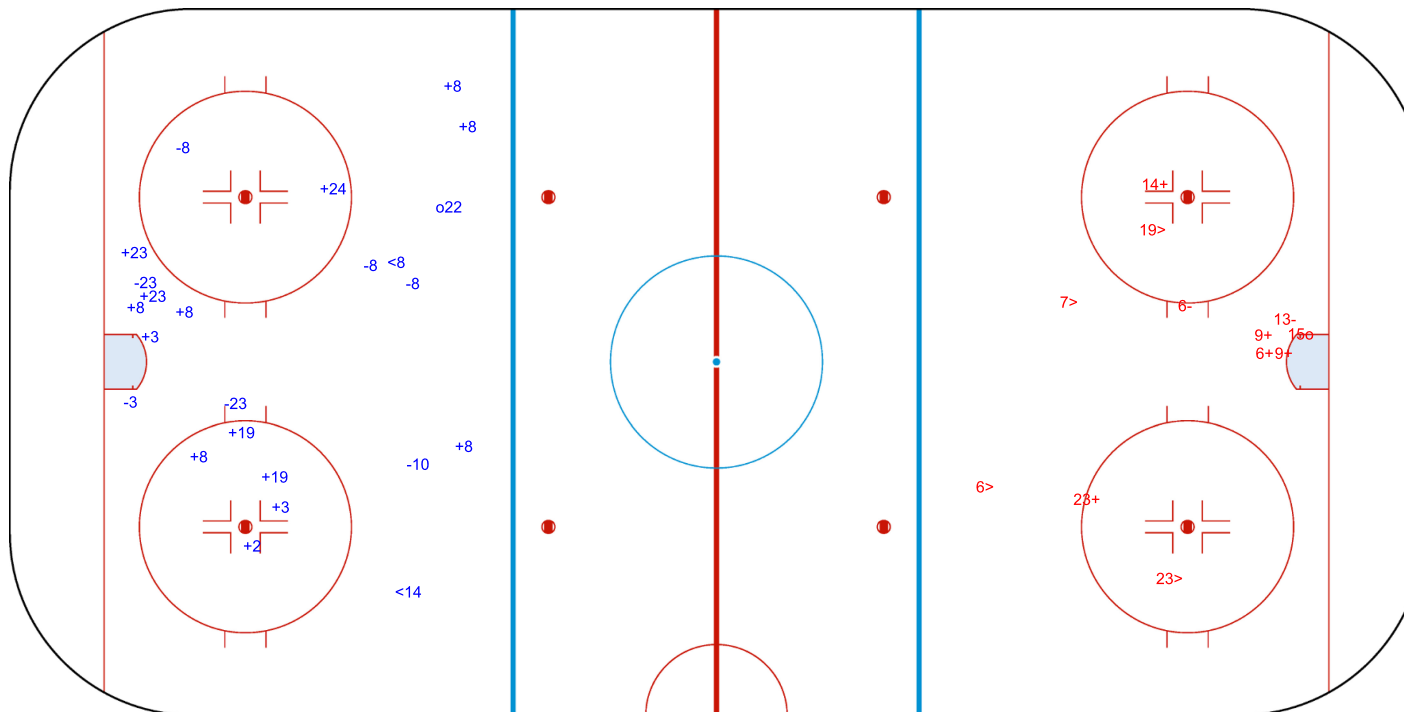
SSP (>): 4

SSG (+): 5

SPG (-): 2

o15

GK 25 of HKG





Shots by THA
Goals (o): 1
SSP (<): 5
SSG (+): 8
SPG (-): 2



GK 25 of HKG



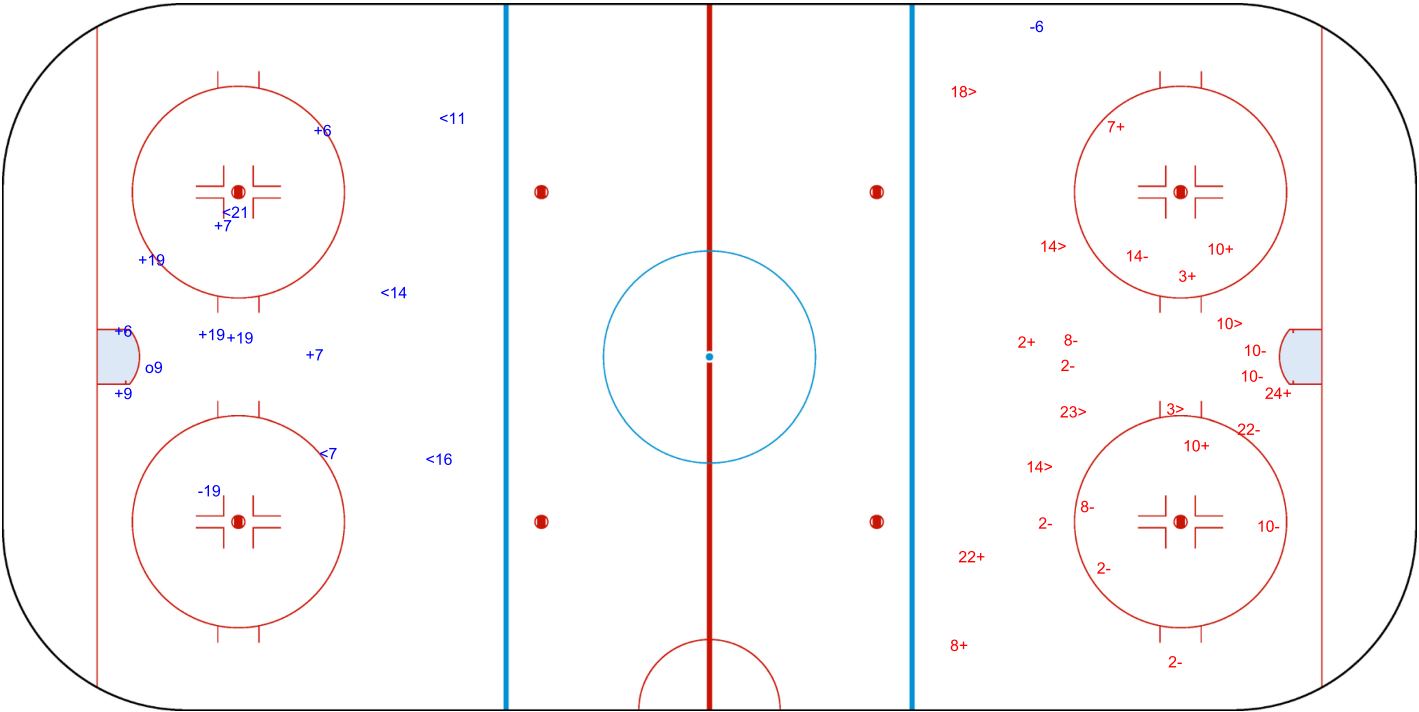
3rd Period



Shots by HKG
Goals (o): 0
SSP (>): 6
SSG (+): 8
SPG (-): 11



GK 1 of THA



Legend:							
GK	Goalkeeper	SPG	Shots past goal	SSG	Shots saved by goalkeeper	SSP	Shots saved by player

Face-off Chart

争球表

HKG - THA

1st PERIOD

	HKG		THA		HKG		THA		HKG		THA		
	Def. zone	Att. zone	Def. zone	Att. zone	Def. zone	Att. zone	Def. zone	Att. zone	Def. zone	Att. zone	Def. zone	Att. zone	
	- 23	+ 6			+ 10	- 21			+ 8	- 21			
	- 3	+ 19			+ 3	- 19			- 12	+ 21			
	+ 3	- 21							+ 3	- 21			
	+ 10	- 19							- 10	+ 21			
	+ 10	- 6											
	+ 10	- 6											
	- 10	+ 6											
	+ 3	- 19											
	+ 3	- 21											
	- 10	+ 19											
Total wins / period	6 / 60%	4 / 40%			2 / 100%	0 / 0%			2 / 50%	2 / 50%			
Total wins all zones													
	HKG		THA		HKG		THA		HKG		THA		
	10 / 63%		6 / 37%										

2nd PERIOD

	HKG		THA		HKG		THA		HKG		THA		
	Def. zone	Att. zone	Def. zone	Att. zone	Def. zone	Att. zone	Def. zone	Att. zone	Def. zone	Att. zone	Def. zone	Att. zone	
	+ 8	- 6			+ 10	- 21			+ 10	- 21			
					- 3	+ 21			+ 10	- 21			
					- 10	+ 21			+ 3	- 6			
					+ 3	- 6			+ 10	- 6			
					+ 8	- 21			+ 10	- 6			
					+ 10	- 21			+ 10	- 21			
									- 10	+ 21			
									+ 10	- 21			
									+ 12	- 19			
Total wins / period	1 / 100%	0 / 0%			4 / 67%	2 / 33%			8 / 89%	1 / 11%			
Total wins all zones													
	HKG		THA		HKG		THA		HKG		THA		
	13 / 81%		3 / 19%										

3rd PERIOD

	HKG		THA		HKG		THA		HKG		THA		
	Def. zone	Att. zone	Def. zone	Att. zone	Def. zone	Att. zone	Def. zone	Att. zone	Def. zone	Att. zone	Def. zone	Att. zone	
	+ 10	- 21			+ 10	- 21			- 10	+ 6			
	- 3	+ 19			+ 10	- 21							
	+ 10	- 19			+ 12	- 21							
	+ 10	- 21			- 3	+ 19							
	- 3	+ 21			- 8	+ 21							
	- 3	+ 21											
	+ 10	- 21											
Total wins / period	4 / 57%	3 / 43%			3 / 60%	2 / 40%			0 / 0%	1 / 100%			
Total wins all zones													
	HKG		THA		HKG		THA		HKG		THA		
	7 / 54%		6 / 46%										

TOTAL

Total wins / game	HKG	THA	HKG	THA	HKG	THA	Total wins all zones	
	Def. zone	Att. zone	Neutral zone		Att. zone	Def. zone	HKG	THA
	11 / 61%	7 / 39%	9 / 69%	4 / 31%	10 / 71%	4 / 29%	30 / 67%	15 / 33%

HEAD TO HEAD

		THA								
HKG	No.	6	19	21	Tot.	wins HKG	Dz	Nz	Az	
	3	2 - 0	2 - 3	3 - 3	13	7 54%	3 43%	2 50%	2 100%	
	8	1 - 0		2 - 1	4	3 75%	1 100%	1 50%	1 100%	
	10	4 - 2	2 - 1	12 - 3	24	18 75%	7 78%	5 83%	6 67%	
	12		1 - 0	1 - 1	3	2 67%		1 100%	1 50%	
	23	0 - 1			1	0 0%	0 0%			
	Tot.	10	9	26	45	30 67%	11 61%	9 69%	10 71%	
	wins THA	3 30%	4 44%	8 31%	15 33%					
	Dz	1 25%	0 0%	3 33%	4 29%					
	Nz	0 0%	1 50%	3 30%	4 31%					
	Az	2 40%	3 50%	2 29%	7 39%					

Legend:

Az Attacking zone Dz Defending zone No. Jersey number Nz Neutral zone Tot. Total face-offs played

Game Roster

比赛名单

KOR - KAZ

Referees

LIU Lu (CHN) , NAKAYAMA Miyuki (JPN)

Linespersons

WANG Hui (CHN) , ZHANG Wenxi (CHN)

Goalkeepers

Team: KOR

No.	Name	GP	MIP	GA	SVS	SOG	SVS%	GAA
1	PARK Jongju	0	00:00	0	0	0	0.00	0.00
20	BAE Jeongyeon	3	40:00	0	2	2	100.00	0.00
25	KIM Yeonju	3	140:00	2	9	11	81.82	0.86

Team: KAZ

No.	Name	GP	MIP	GA	SVS	SOG	SVS%	GAA
1	FEOKTISTOVA Zlatotsveta	0	00:00	0	0	0	0.00	0.00
20	CHSHYOKOLOVA Arina	3	180:00	1	30	31	96.77	0.33
25	GOVTVA Polina	3	00:00	0	0	0	0.00	0.00

Team Roster

Team: KOR (Blue)

No.	Pos.	Name	GP	G	A	PTS	PIM	+/-
1	GK	PARK Jongju	0	0	0	0	0	
2	D	SONG Heeoh	3	0	1	1	0	0
3	F	EOM Suyeon	3	3	2	5	0	+6
4	F	PARK Minae	3	1	0	1	0	+1
5	D	LEE Sojung	3	0	2	2	0	+1
6	F	KANG Nara	3	0	3	3	0	+1
7	D	PARK Ye Eun	3	1	0	1	0	+1
8	D	KIM Selin	3	4	3	7	0	+11
9	F	PARK Jongah	3	1	5	6	0	+8
10	F	CHOI Jiyeon	3	2	5	7	2	+5
11	D	KIM Dowon	3	0	3	3	2	+8
12	F	JUNG Yewon	3	0	1	1	2	+1
13	F	LEE Eunji	3	2	2	4	0	+7
15	D	PARK Juyeon	3	0	1	1	0	0
16	F	LEE Eunji	3	2	6	8	0	+7
17	F	HAN Soojin	3	0	1	1	0	+2
18	F	HAN Yuan	3	1	0	1	2	+3
19	F	PARK Jiyeon	3	3	1	4	0	+3
20	GK	BAE Jeongyeon	3	0	0	0	0	
22	F	JUNG Siyun	3	2	1	3	0	+5
23	D	KIM Minseo	3	0	1	1	0	+4
24	D	KANG Sihyun	3	0	0	0	0	+5
25	GK	KIM Yeonju	3	0	0	0	0	

Head Coach: KIM Doyun

Team: KAZ (White)

No.	Pos.	Name	GP	G	A	PTS	PIM	+/-
1	GK	FEOKTISTOVA Zlatotsveta	0	0	0	0	0	
2	D	VORONOVA Alexandra	3	0	5	5	0	+9
3	F	SAYAKHATKYZY Munira	3	4	1	5	0	+10
4	D	MESKINI Katrin	3	0	1	1	0	+2
5	F	ALDABERGENOVA Malika	3	1	3	4	0	+6
7	F	ASHIMOVA Pernesh	3	0	4	4	2	+4
8	F	FILIMONOVA Nadezhda	3	3	2	5	0	+6
9	D	MOLDABAY Dariya	3	1	4	5	0	+6
10	F	SHEGAY Alexandra	3	1	3	4	0	+7
11	D	YAKOVLEVA Polina	3	0	0	0	0	+2
12	F	SAYAKHATKYZY Dilnaz	3	3	2	5	0	+9
13	D	TURSYNOVA Madina	3	1	3	4	0	+6
14	F	SVIRIDOVA Larissa	3	2	3	5	0	+6
15	D	PYATKOVA Anna	3	1	1	2	0	+6
17	D	OLZHABAYEVA Aida	3	0	4	4	2	+6
18	F	ORAZBAYEVA Anastasiya	3	2	2	4	0	+6
19	F	IVANCHENKO Alina	3	0	0	0	0	+1
20	GK	CHSHYOKOLOVA Arina	3	0	0	0	0	
21	D	BUTORINA Yuliya	3	1	2	3	0	+9
22	F	ZUBKOVA Sofiya	3	5	4	9	0	+11
23	F	KOROLEVA Tatyana	3	0	1	1	0	+1
24	F	KUTSENKO Yekaterina	3	1	0	1	0	+2
25	GK	GOVTVA Polina	3	0	0	0	0	

Head Coach: TEBENKOV Alexandr

Legend:

+/- Plus/minus net	A Assists	D Defender	F Forward
G Goals	GA Goals against	GAA Goals against as average per 60 minutes	GK Goalkeeper
GP Games played	MIP Minutes and seconds played	No. Jersey number	PIM Penalties in minutes
Pos. Position	PTS Points	SOG Shots on goal	SVS Saves
SVS% Saves in percentage			



Line-Ups 阵容

REVISED
9 FEB 15:04

KOR - KAZ

Referees

LIU Lu (CHN), NAKAYAMA Miyuki (JPN)

Linespersons

WANG Hui (CHN), ZHANG Wenxi (CHN)

Goalkeepers

Team: KOR

No.	Name
20	BAE Jeongyeon
25	KIM Yeonju

Team Line-ups

Team: KOR (Blue)

No.	Pos.	Name
8	D	KIM Selin
11	D	KIM Dowon
9	F	PARK Jongah
13	F	LEE Eunji +A
16	F	LEE Eunji
5	D	LEE Sojung
15	D	PARK Juyeon
3	F	EOM Suyeon
17	F	HAN Soojin +C
18	F	HAN Yuan
7	D	PARK Ye Eun +A
24	D	KANG Sihyun
6	F	KANG Nara
10	F	CHOI Jiyeon
22	F	JUNG Siyun
2	D	SONG Heeoh
23	D	KIM Minseo
4	F	PARK Minae
12	F	JUNG Yewon

Head Coach: KIM Doyun

NOT DRESSED:

1 GK PARK Jongju
19 F PARK Jiyeon

Team: KAZ

No.	Name
20	CHSHYOKOLOVA Arina
25	GOVTVA Polina

Team: KAZ (White)

No.	Pos.	Name
9	D	MOLDABAY Dariya +A
13	D	TURSYNOVA Madina
8	F	FILIMONOVA Nadezhda
10	F	SHEGAY Alexandra
18	F	ORAZBAYEVA Anastassiya +C
15	D	PYATKOVA Anna
17	D	OLZHABAYEVA Aida
5	F	ALDABERGENOVA Malika +A
7	F	ASHIMOVA Pernesh
14	F	SVIRIDOVA Larissa
2	D	VORONOVA Alexandra
21	D	BUTORINA Yuliya
3	F	SAYAKHATKYZY Munira
12	F	SAYAKHATKYZY Dilnaz
22	F	ZUBKOVA Sofiya
4	D	MESKINI Katrin
11	D	YAKOVLEVA Polina
19	F	IVANCHENKO Alina
23	F	KOROLEVA Tatyana
24	F	KUTSENKO Yekaterina

Head Coach: TEBENKOV Alexandr

NOT DRESSED:

1 GK FEOKTISTOVA Zlatotsveta

Legend:

+A Alternate Captain +C Captain D Defender F Forward
No. Jersey number Pos. Position

REVISED

Revised to change line-ups on request of Team KOR.

Timing & Results provided by BORNAN

Graphical Line-ups

阵容图

KOR - KAZ

Referees

LIU Lu (CHN) , NAKAYAMA Miyuki (JPN)

Linespersons

WANG Hui (CHN) , ZHANG Wenxi (CHN)

Team: KOR - Republic of Korea (Blue)

Head Coach: KIM Doyun

S1 25 KIM Yeonju		20 BAE Jeongyeon	
S4 9 PARK Jongah	S6 16 LEE Eunji	S5 13 LEE Eunji +A	
S2 8 KIM Selin		S3 11 KIM Dowon	
18 HAN Yuan	17 HAN Soojin +C	3 EOM Suyeon	
5 LEE Sojung		15 PARK Juyeon	
10 CHOI Jiyeon	6 KANG Nara	22 JUNG Siyun	
24 KANG Sihyun		7 PARK Ye Eun +A	
2 SONG Heeoh	4 PARK Minae	12 JUNG Yewon	
23 KIM Minseo			

Team: KAZ - Kazakhstan (White)

Head Coach: TEBENKOV Alexandr

S1 20 CHSHYOKOLOVA Arina		25 GOVTVA Polina	
S4 8 FILIMONOVA Nadezhda	S6 18 ORAZBAYEVA Anastasiya +C	S5 10 SHEGAY Alexandra	
S2 9 MOLDABAY Dariya +A		S3 13 TURSNOVA Madina	
7 ASHIMOVA Pernesh	5 ALDABERGENOVA Malika +A	14 SVIRIDOVA Larissa	
15 PYATKOVA Anna		17 OLZHABAYEVA Aida	
3 SAYAKHATKYZY Munira	12 SAYAKHATKYZY Dilnaz	22 ZUBKOVA Sofiya	
2 VORONOVA Alexandra		21 BUTORINA Yuliya	
19 IVANCHENKO Alina	24 KUTSENKO Yekaterina	23 KOROLEVA Tatyana	
4 MESKINI Katrin		11 YAKOVLEVA Polina	

Legend:

+A Alternate Captain

+C Captain

Sn

Starting position

Timing & Results provided by BORNAN



SUN 9 FEB 2025
Start Time 15:30
End Time 17:26

Game Summary 比赛总结

KOR - KAZ 0 - 1 (0 - 0, 0 - 0, 0 - 0, 0 - 1)

Spectators	Referees	Linespersons
1033	LIU Lu (CHN), NAKAYAMA Miyuki (JPN)	WANG Hui (CHN), ZHANG Wenxi (CHN)

Team Statistics

Period	Score	SVS	SOG	PIM	TPP	PPG	SHG
1	0 : 0	6 : 6	6 : 6	0 : 2	02:00 : 00:00	0 : 0	0 : 0
2	0 : 0	3 : 10	10 : 3	0 : 2	02:00 : 00:00	0 : 0	0 : 0
3	0 : 0	6 : 3	3 : 6	0 : 2	02:00 : 00:00	0 : 0	0 : 0
OT	0 : 1	0 : 2	2 : 1	0 : 0	00:00 : 00:00	0 : 0	0 : 0
Total	0 : 1	15 : 21	21 : 16	0 : 6	06:00 : 00:00	0 : 0	0 : 0

1st Period

Action	Time	ET/Res	Team	Type	No.	Name	(G) Name of Assistant(s) / Action Description
GK	00:00		KAZ		20	CHSHYOKOLOVA Arina	- Goalkeeper in
GK	00:00		KOR		25	KIM Yeonju	- Goalkeeper in
Penalty	14:47	16:47	KAZ	2 min.	15	PYATKOVA Anna	- Tripping

2nd Period

Action	Time	ET/Res	Team	Type	No.	Name	(G) Name of Assistant(s) / Action Description
Penalty	33:21	35:21	KAZ	2 min.	12	SAYAKHATKYZY D	- Tripping

3rd Period

Action	Time	ET/Res	Team	Type	No.	Name	(G) Name of Assistant(s) / Action Description
Penalty	43:22	45:22	KAZ	2 min.	10	SHEGAY Alexandra	- Hooking
Time-out	48:46		KOR				

Overtime

Action	Time	ET/Res	Team	Type	No.	Name	(G) Name of Assistant(s) / Action Description
Goal	62:01	0 : 1	KAZ	EQ	10	SHEGAY Alexandra	(2) On Ice KOR 25 8 9 16 KAZ 20 5 10 17
GK	62:01		KOR				25 KIM Yeonju - Goalkeeper out
GK	62:01		KAZ				20 CHSHYOKOLOVA Arina - Goalkeeper out

Goalkeeper Records

Team : KOR - Republic of Korea

Team : KAZ - Kazakhstan

No.	Name	SOG	SVS	MIP
25	KIM Yeonju	16	15	62:01
20	BAE Jeongyeon			
No.	Name	SOG	SVS	MIP
20	CHSHYOKOLOVA Arina	21	21	62:01
25	GOVTVA Polina			

Game Statistics

Team : KOR (Blue)																							
Head Coach : KIM Doyun										Shots on Goal					Time on Ice								
No.	Pos.	Name	G	A	P	PIM	FO+	FO-	FO+/-	FO%	1	2	3	OT	TS	+/-	1	2	3	OT	TOT	SHF	AVG
8	D	KIM Selin	0	0	0	0	0	0	0	0.00	1	1	0	1	3	-1	8:07	7:08	6:47	1:07	23:09	29	0:47
9	F	PARK Jongah	0	0	0	0	0	0	0	0.00	0	1	2	0	3	-1	7:27	5:29	6:42	1:07	20:45	26	0:47
11	D	KIM Dowon	0	0	0	0	0	0	0	0.00	1	1	0	0	2	0	7:13	7:35	6:36	0:00	21:24	27	0:47
13	F	LEE Eunji +A	0	0	0	0	0	0	0	0.00	0	1	0	1	2	0	7:00	4:52	6:18	0:34	18:44	24	0:46
16	F	LEE Eunji	0	0	0	0	7	7	0	50.00	1	1	0	0	2	-1	6:56	5:56	5:59	0:38	19:29	26	0:44
3	F	EOM Suyeon	0	0	0	0	1	1	0	50.00	0	0	0	0	0	0	5:22	5:36	6:25	1:03	18:26	24	0:46
5	D	LEE Sojung	0	0	0	0	0	0	0	0.00	0	0	0	0	0	0	6:14	6:24	6:48	0:34	20:00	26	0:46
15	D	PARK Juyeon	0	0	0	0	0	0	0	0.00	0	0	0	0	0	0	5:18	7:02	5:19	0:00	17:39	22	0:48
17	F	HAN Soojin +C	0	0	0	0	8	8	0	50.00	2	0	0	0	2	0	5:27	5:34	6:57	0:20	18:18	24	0:45
18	F	HAN Yuan	0	0	0	0	0	0	0	0.00	1	1	1	0	3	0	6:02	7:06	6:43	0:20	20:11	24	0:50



SUN 9 FEB 2025
Start Time 15:30
End Time 17:26

Preliminary round - Group B, Game 9
小组赛轮次 - B 组, 比赛 9

Head Coach : KIM Doyun										Shots on Goal						Time on Ice							
No.	Pos.	Name	G	A	P	PIM	FO+	FO-	FO+/-	FO%	1	2	3	OT	TS	+/-	1	2	3	OT	TOT	SHF	AVG
6	F	KANG Nara	0	0	0	0	4	4	0	50.00	0	0	0	0	0	0	4:18	4:24	5:20	0:00	14:02	19	0:44
7	D	PARK Ye Eun +A	0	0	0	0	0	0	0	0.00	0	1	0	0	1	0	5:21	6:01	5:54	0:00	17:16	22	0:47
10	F	CHOI Jiyeon	0	0	0	0	0	0	0	0.00	0	1	0	0	1	0	5:01	4:46	4:40	0:20	14:47	22	0:40
22	F	JUNG Siyun	0	0	0	0	0	0	0	0.00	0	0	0	0	0	0	4:08	4:53	4:46	0:00	13:47	20	0:41
24	D	KANG Sihyun	0	0	0	0	0	0	0	0.00	0	0	0	0	0	0	6:38	4:50	7:38	0:00	19:06	21	0:54
2	D	SONG Heeoh	0	0	0	0	0	0	0	0.00	0	0	0	0	0	0	3:09	3:23	1:34	0:00	8:06	12	0:40
4	F	PARK Minae	0	0	0	0	2	5	-3	28.57	0	2	0	0	2	0	2:44	5:29	3:40	0:00	11:53	15	0:47
12	F	JUNG Yewon	0	0	0	0	0	0	0	0.00	0	0	0	0	0	0	3:35	3:34	1:54	0:00	9:03	13	0:41
23	D	KIM Minseo	0	0	0	0	0	0	0	0.00	0	0	0	0	0	0	0:00	0:00	0:00	0:00	0:00	0	0:00
20	GK	BAE Jeongyeon	0	0	0	0					0	0	0	0	0								
25	GK	KIM Yeonju	0	0	0	0					0	0	0	0	0								
Total			0	0	0	0	22	25	-3	46.81	6	10	3	2	21								

Team : KAZ (White)

Head Coach : TEBENKOV Alexandr										Shots on Goal						Time on Ice							
No.	Pos.	Name	G	A	P	PIM	FO+	FO-	FO+/-	FO%	1	2	3	OT	TS	+/-	1	2	3	OT	TOT	SHF	AVG
8	F	FILIMONOVA Nadezhda	0	0	0	0	1	0	1	100.00	0	1	0	0	1	0	6:02	4:51	5:05	0:20	16:18	24	0:40
9	D	MOLDABAY Dariya +A	0	0	0	0	0	0	0	0.00	0	0	0	0	0	0	7:40	6:01	6:34	0:20	20:35	28	0:44
10	F	SHEGAY Alexandra	1	0	1	2	0	0	0	0.00	0	0	0	1	1	+1	7:13	5:59	3:26	1:07	17:45	28	0:38
13	D	TURSYNOVA Madina	0	0	0	0	0	0	0	0.00	0	0	0	0	0	0	8:01	6:12	7:08	0:34	21:55	30	0:43
18	F	ORAZBAYEVA Anastassiya +C	0	0	0	0	5	8	-3	38.46	2	0	0	0	2	0	6:10	5:55	5:20	0:34	17:59	30	0:35
5	F	ALDABERGENOVA Malika +A	0	0	0	0	12	10	2	54.55	1	0	0	0	1	+1	8:20	6:37	9:22	1:07	25:26	29	0:52
7	F	ASHIMOVA Pernesh	0	0	0	0	0	0	0	0.00	1	0	1	0	2	0	7:53	6:54	9:11	0:34	24:32	28	0:52
14	F	SVIRIDOVA Larissa	0	0	0	0	0	0	0	0.00	0	1	0	0	1	0	6:10	6:39	1:17	0:00	14:06	17	0:49
15	D	PYATKOVA Anna	0	0	0	2	0	0	0	0.00	0	0	2	0	2	0	6:41	7:57	7:36	0:00	22:14	27	0:49
17	D	OLZHABAYEVA Aida	0	0	0	0	0	0	0	0.00	1	0	0	0	1	+1	8:25	8:57	8:14	1:07	26:43	29	0:55
2	D	VORONOVA Alexandra	0	0	0	0	0	0	0	0.00	0	0	1	0	1	0	4:28	4:47	5:24	0:00	14:39	19	0:46
3	F	SAYAKHATKYZY Munira	0	0	0	0	0	0	0	0.00	0	1	0	0	1	0	5:31	5:58	6:27	0:20	18:16	24	0:45
12	F	SAYAKHATKYZY Dilnaz	0	0	0	2	6	4	2	60.00	0	0	0	0	0	0	6:00	7:33	4:52	0:00	18:25	21	0:52
21	D	BUTORINA Yuliya	0	0	0	0	0	0	0	0.00	0	0	0	0	0	0	4:31	6:06	5:10	0:00	15:47	20	0:47
22	F	ZUBKOVA Sofiya	0	0	0	0	0	0	0	0.00	1	0	1	0	2	0	4:55	7:12	7:45	0:00	19:52	20	0:59
4	D	MESKINI Katrin	0	0	0	0	0	0	0	0.00	0	0	0	0	0	0	0:00	0:00	0:00	0:00	0:00	0	0:00
11	D	YAKOVLEVA Polina	0	0	0	0	0	0	0	0.00	0	0	0	0	0	0	0:00	0:00	0:00	0:00	0:00	0	0:00
19	F	IVANCHENKO Alina	0	0	0	0	0	0	0	0.00	0	0	0	0	0	0	0:00	0:00	0:00	0:00	0:00	0	0:00
23	F	KOROLEVA Tatyana	0	0	0	0	0	0	0	0.00	0	0	0	0	0	0	0:00	0:00	0:00	0:00	0:00	0	0:00
24	F	KUTSENKO Yekaterina	0	0	0	0	1	0	1	100.00	0	0	1	0	1	0	0:00	0:22	5:09	0:00	5:31	8	0:41
20	GK	CHSHYOKOLOVA Arina	0	0	0	0					0	0	0	0	0								
25	GK	GOVTVA Polina	0	0	0	0					0	0	0	0	0								
Total			1	0	1	6	25	22	3	53.19	6	3	6	1	16								

Group B

R	Team	GP	W	OTW	OTL	L	GDF	GF:GA	PTS
1	KAZ	4	3	1	0	0	+26	27 : 1	11
2	KOR	4	3	0	1	0	+19	22 : 3	10
3	TPE	3	1	0	0	2	-2	7 : 9	3
4	THA	4	1	0	0	3	-22	3 : 25	3
5	HKG	3	0	0	0	3	-21	1 : 22	0

	HKG	KAZ	KOR	THA	TPE
HKG	*****	0:12	0:8	1:2	SUN 09 FEB 19:30
KAZ	12:0	*****	1:0	9:0	5:1
KOR	8:0	0:1	*****	11:0	3:2
THA	2:1	0:9	0:11	*****	1:4
TPE	SUN 09 FEB 19:30	1:5	2:3	4:1	*****



Legend:							
(G)	Goals in tournament	+/-	Plus/minus net	+A	Alternate Captain	+C	Captain
A	Assists	AVG	Average time on ice / shift	D	Defender	EQ	Equal strength
ET/Res	Penalty end time/Result of game	F	Forward	FO%	Face-offs won as percentage	FO+	Face-offs won
FO-	Face-offs lost	FO+/-	Face-offs net	G	Goals	GA	Goals against
GDF	Goal difference	GF	Goals for	GK	Goalkeeper	GP	Games played
L	Losses	MIP	Minutes in play (GK)	No.	Jersey number	OT	Overtime
OTL	Overtime losses	OTW	Overtime wins	P	Points	PIM	Penalties in minutes
Pos.	Position	PPG	Power play goals	PTS	Points	R	Rank
SHF	Number of shifts	SHG	Shorthanded goals	SOG	Shots on goal	SVS	Saves
TOT	Total	TPP	Time on power play	TS	Total shots	W	Wins




Shot Chart

射门表

KOR - KAZ

Shots by KOR

Goals (o): 0 SSG (+): 6
SSP (<): 6 SPG (-): 10



GK 20 of KAZ



1st Period

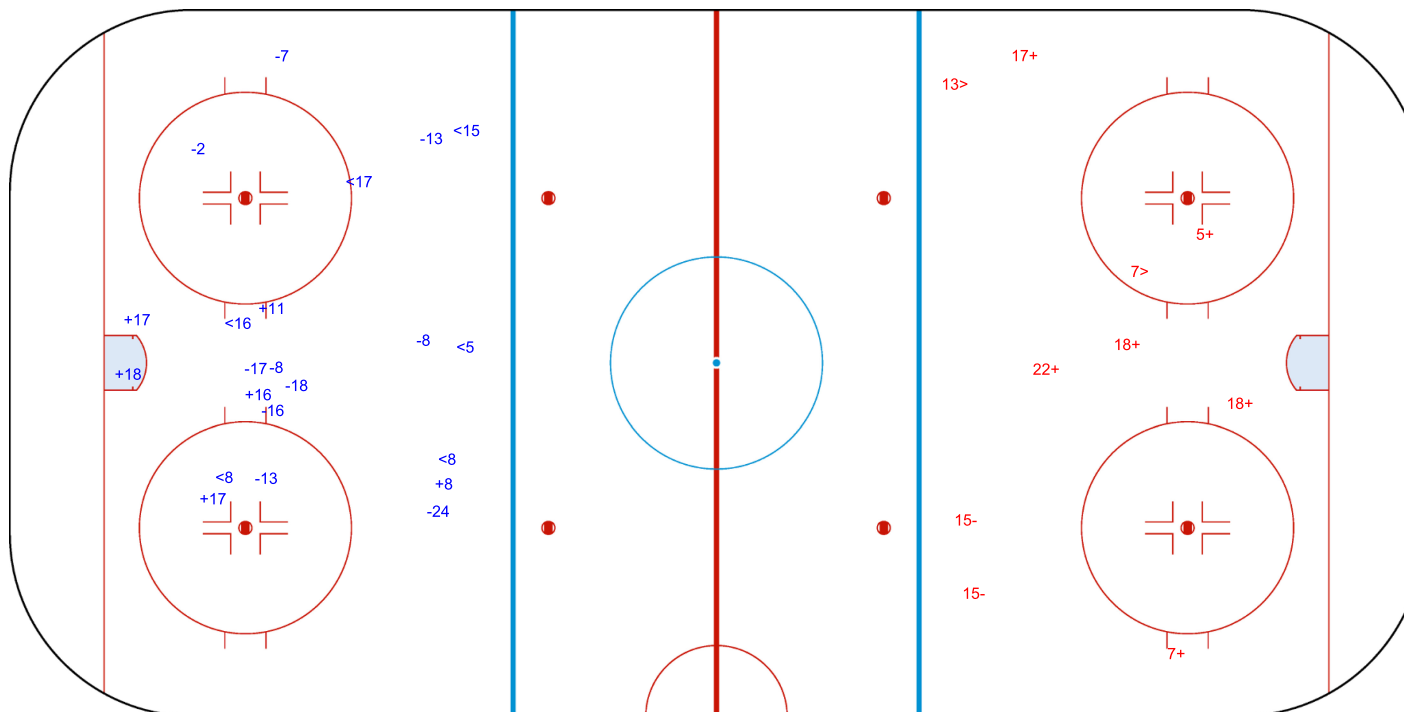


Shots by KAZ

Goals (o): 0 SSG (+): 6
SSP (>): 2 SPG (-): 2



GK 25 of KOR






Shots by KAZ

Goals (o): 0

SSG (+): 3

SSP (<): 7

SPG (-): 6



GK 25 of KOR



2nd Period




Shots by KOR

Goals (o): 0

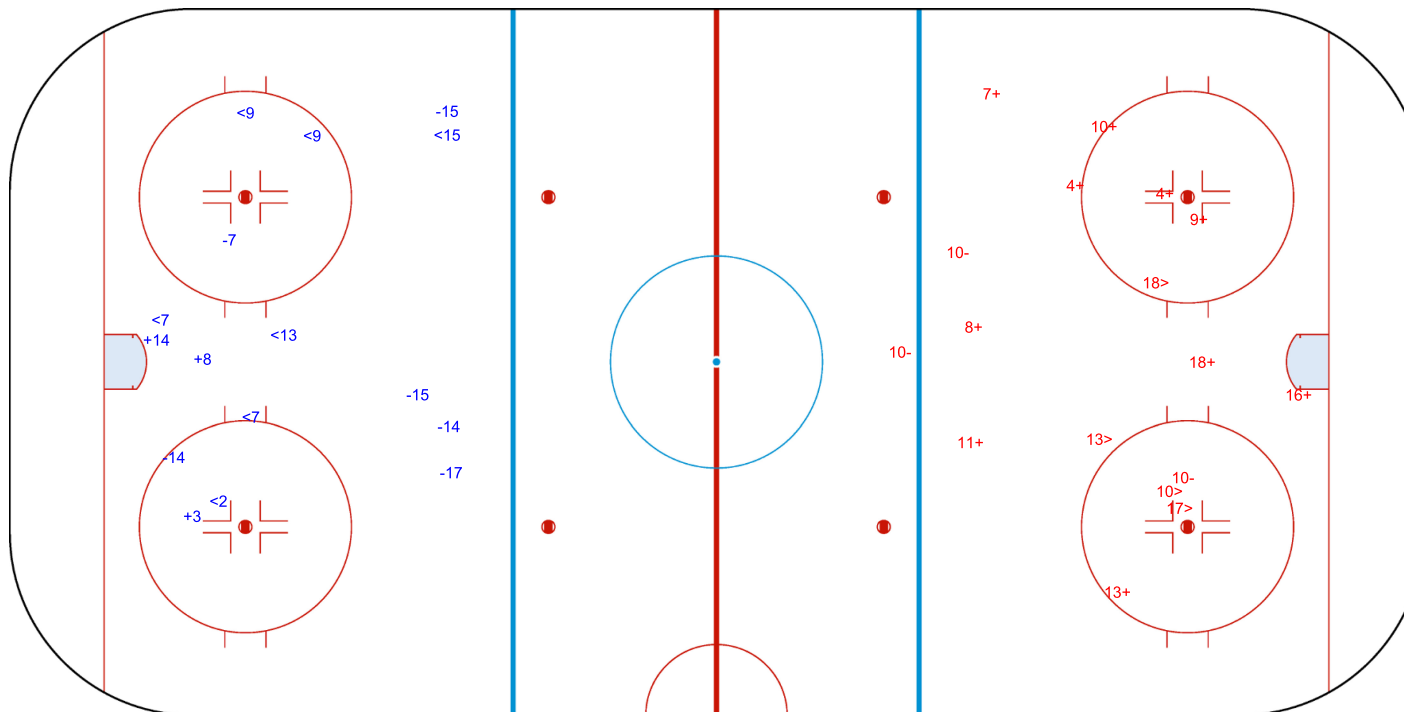
SSG (+): 10

SSP (>): 4

SPG (-): 3



GK 20 of KAZ





Shots by KOR

Goals (o): 0

SSG (+): 3

SSP (<): 5

SPG (-): 6



GK 20 of KAZ



3rd Period



Shots by KAZ

Goals (o): 0

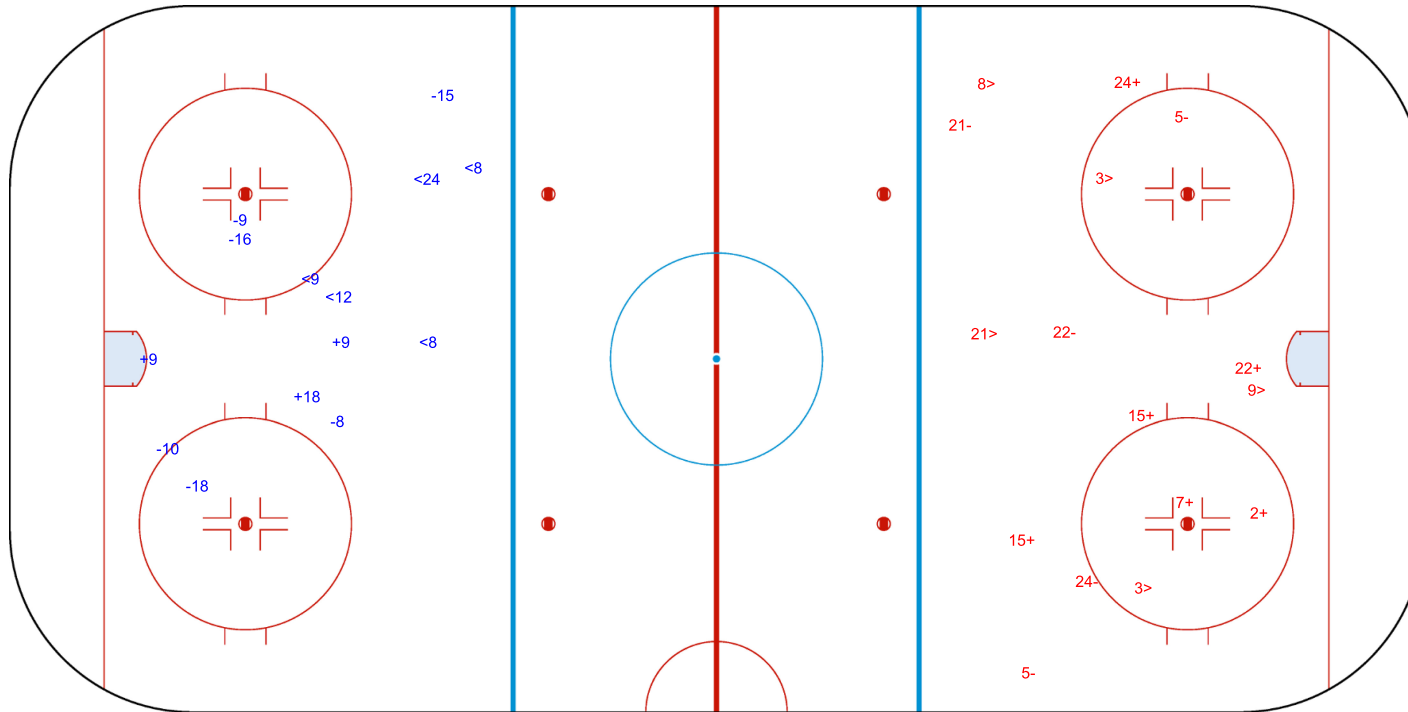
SSG (+): 6

SSP (>): 5

SPG (-): 5



GK 25 of KOR





Shots by KOR

Goals (o): 0

SSG (+): 2

SSP (<): 0

SPG (-): 0



GK 20 of KAZ



Overtime



Shots by KAZ

Goals (o): 1

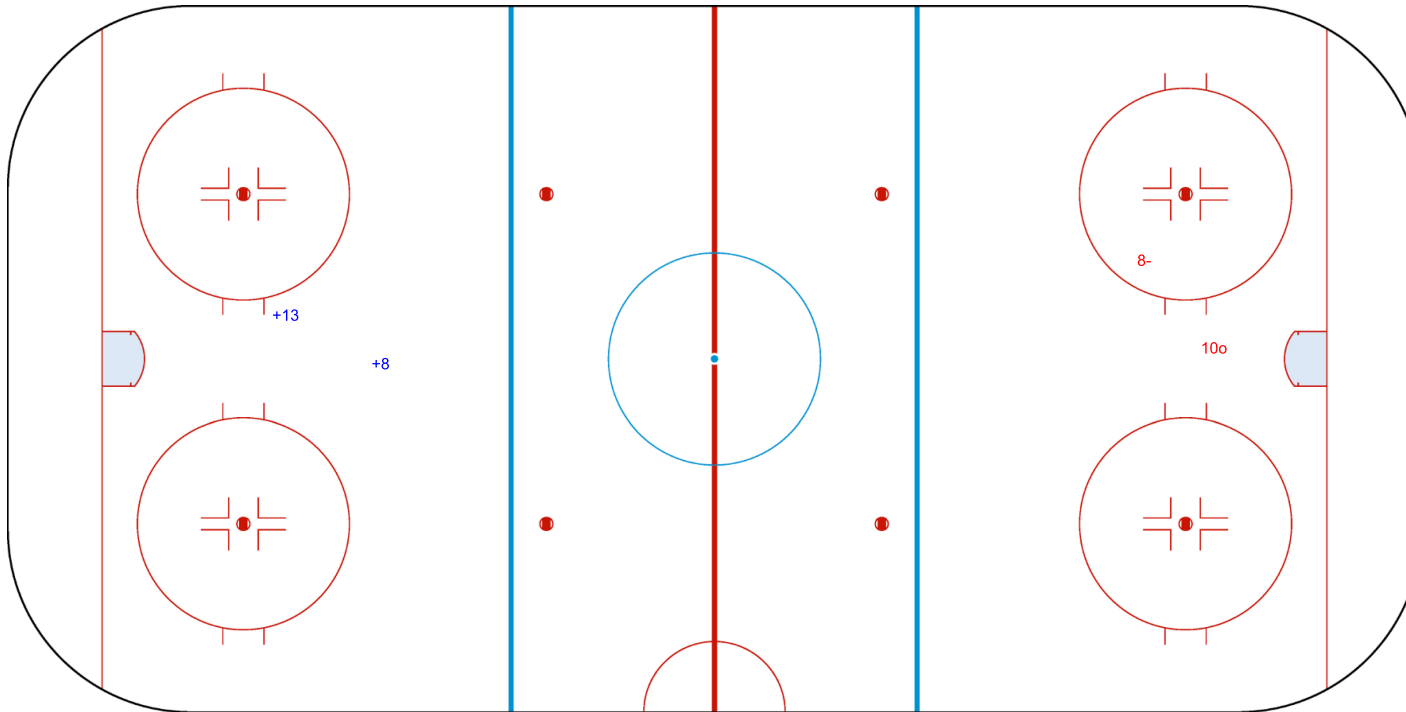
SSG (+): 0

SSP (>): 0

SPG (-): 1



GK 25 of KOR



Legend:

GK

Goalkeeper

SPG

Shots past goal

SSG

Shots saved by goalkeeper

SSP

Shots saved by player

Timing & Results provided by BORNAN

Face-off Chart

争球表

KOR - KAZ

1st PERIOD

	KOR		KAZ		Neutral zone		KOR		KAZ		
	Def. zone	Att. zone	Def. zone	Att. zone	Def. zone	Att. zone	Def. zone	Att. zone	Def. zone	Att. zone	
	- 4	+ 18			+ 16	- 18	+ 17	- 18			
	- 16	+ 5			+ 4	- 18	+ 16	- 5			
	+ 6	- 12					+ 17	- 12			
							+ 6	- 12			
							- 16	+ 5			
							- 4	+ 5			
							+ 17	- 18			
							- 17	+ 18			
Total wins / period	1 / 33%	2 / 67%	2 / 100%	0 / 0%	5 / 63%	3 / 37%	Total wins all zones		KOR	KAZ	
									8 / 62%	5 / 38%	

2nd PERIOD

	KOR		KAZ		Neutral zone		KOR		KAZ		
	Def. zone	Att. zone	Def. zone	Att. zone	Def. zone	Att. zone	Def. zone	Att. zone	Def. zone	Att. zone	
	- 17	+ 12			+ 16	- 18	- 17	+ 12			
	- 16	+ 5			- 17	+ 12	- 4	+ 5			
	- 17	+ 5			+ 4	- 5	- 4	+ 5			
	- 16	+ 5			+ 17	- 12	+ 16	- 18			
	- 4	+ 12			+ 6	- 18	- 6	+ 18			
	- 6	+ 24					+ 16	- 18			
							+ 16	- 5			
							- 16	+ 5			
Total wins / period	0 / 0%	6 / 100%	4 / 80%	1 / 20%	3 / 38%	5 / 62%	Total wins all zones		KOR	KAZ	
									7 / 37%	12 / 63%	

3rd PERIOD

	KOR		KAZ		Neutral zone		KOR		KAZ		
	Def. zone	Att. zone	Def. zone	Att. zone	Def. zone	Att. zone	Def. zone	Att. zone	Def. zone	Att. zone	
	- 6	+ 12			- 16	+ 18	- 17	+ 5			
	- 6	+ 5			+ 16	- 5	+ 17	- 5			
	+ 17	- 5					+ 17	- 5			
	- 17	+ 12					+ 17	- 5			
	+ 6	- 5									
Total wins / period	2 / 40%	3 / 60%	1 / 50%	1 / 50%	3 / 75%	1 / 25%	Total wins all zones		KOR	KAZ	
									6 / 55%	5 / 45%	

OVERTIME

	KOR		KAZ		Neutral zone		KOR		KAZ		
	Def. zone	Att. zone	Def. zone	Att. zone	Def. zone	Att. zone	Def. zone	Att. zone	Def. zone	Att. zone	
	+ 3	- 5			- 3	+ 5	- 16	+ 18			
							- 17	+ 8			
Total wins / period	1 / 100%	0 / 0%	0 / 0%	1 / 100%	0 / 0%	2 / 100%	Total wins all zones		KOR	KAZ	
									1 / 25%	3 / 75%	

TOTAL

Total wins / game	KOR	KAZ	KOR	KAZ	KOR	KAZ	Total wins all zones	
	Def. zone	Att. zone	Neutral zone		Att. zone	Def. zone		
							KOR	KAZ
	4 / 27%	11 / 73%	7 / 70%	3 / 30%	11 / 50%	11 / 50%	22 / 47%	25 / 53%

HEAD TO HEAD

	KAZ					Tot.	wins KOR	Dz	Nz	Az
	No.	5	8	12	18	24				
KOR	3	1 - 1					2	1 50%	1 100%	0 0%
	4	1 - 3		0 - 1	1 - 1		7	2 29%	0 0%	2 100%
	6	1 - 1		2 - 1	1 - 1	0 - 1	8	4 50%	2 40%	1 100%
	16	3 - 5			4 - 2		14	7 50%	0 0%	3 75%
	17	4 - 2	0 - 1	2 - 4	2 - 1		16	8 50%	1 25%	1 50%
	Tot.	22	1	10	13	1	47	22 47%	4 27%	7 70%
	wins KAZ	12 55%	1 100%	6 60%	5 38%	1 100%	25 53%			
	Dz	6 55%	1 100%	1 33%	3 43%		11 50%			
	Nz	1 33%		1 50%	1 20%		3 30%			
	Az	5 63%		4 80%	1 100%	1 100%	11 73%			

Legend:

Az Attacking zone Dz Defending zone No. Jersey number Nz Neutral zone Tot. Total face-offs played

SUN 9 FEB 2025
Start Time 19:30

Preliminary round - Group B, Game 10
小组赛轮次 - B 组, 比赛 10

Game Roster

比赛名单

TPE - HKG

Referees

LEE Kyung Sun (KOR) , SONG Meina (CHN)

Linespersons

PARK Jung Yoon (KOR) , WOON Yean Hui (MAS)

Goalkeepers

Team: TPE

No.	Name	GP	MIP	GA	SVS	SOG	SVS%	GAA
31	WANG Yun-Tzu	3	20:00	0	19	19	100.00	0.00
33	HSU Tzu-Ting	3	160:00	9	113	122	92.62	3.38

Team Roster

Team: TPE (White)

No.	Pos.	Name	GP	G	A	PTS	PIM	+/-
2	D	HUANG Min-Chuan	3	1	0	1	0	-1
3	D	LIN Yang-Chi	3	0	1	1	2	-1
4	D	SHA Yun-Yun	3	0	0	0	6	-1
5	F	YEH Pei-Han	3	0	0	0	0	-1
6	D	LIU Chih-Lin	3	0	1	1	2	-1
8	D	KAO Wei-Ting	3	0	0	0	0	-2
9	F	TAO Sing-Lin	3	0	0	0	0	+1
10	F	HUANG Yun-Chu	3	2	0	2	0	-1
14	F	LIU Yen-Wei	3	0	0	0	0	-3
16	F	HSIEH Chih-Chen	3	0	0	0	0	0
18	F	YEH Hui-Chen	3	1	1	2	0	+1
19	F	CHANG En-Wei	3	0	0	0	4	+1
21	F	CHANG En-Ni	3	1	2	3	0	0
23	F	LIN Chieh-Yun	3	0	1	1	4	0
28	D	HSU Yu-Tong	3	0	2	2	2	-1
30	F	HSU Ting-Yu	3	0	0	0	2	-1
31	GK	WANG Yun-Tzu	3	0	0	0	0	
33	GK	HSU Tzu-Ting	3	0	0	0	0	
68	F	WU Ji-Cih	3	2	1	3	2	-2
69	F	TAN Su-Ting	3	0	1	1	4	-4

Head Coach: HUANG Jen-Hung

Team: HKG

No.	Name	GP	MIP	GA	SVS	SOG	SVS%	GAA
1	LLOREN Olivia Li	3	00:00	0	0	0	0.00	0.00
25	MOK Hei Lam	3	179:04	22	142	164	86.59	7.37

Team: HKG (Red)

No.	Pos.	Name	GP	G	A	PTS	PIM	+/-
1	GK	LLOREN Olivia Li	3	0	0	0	0	
2	D	TAM Wing Hei	3	0	0	0	2	-9
3	F	LI Ching Laam	3	0	0	0	0	-8
4	D	SO Hoi Kiu	3	0	0	0	0	-2
5	D	CHIM Agnes	3	0	0	0	2	-8
7	F	LAU Yeuk Ting	3	0	0	0	2	-5
8	F	NG Renee Jasmine	3	0	0	0	2	-4
9	D	KWOK Hoi Kei Ophelia	3	0	0	0	2	-5
10	F	IP Estelle Claudia	3	0	1	1	2	-4
11	F	CHEUNG Wing Yan	3	0	0	0	0	-8
12	F	LI Adrienne May	3	0	0	0	0	-2
13	D	LEUNG Tsui Shan Aman	3	0	0	0	0	-1
14	D	TSUI Chi Yau Myra	3	0	1	1	2	-2
16	F	CHEUNG Tsz Ching	3	0	0	0	0	-1
17	F	CHENG Man Ying Katrina	3	0	0	0	0	-4
18	D	HO Janice Qing Qing	3	0	0	0	0	-7
19	F	WONG Ka Wing	3	0	0	0	4	-7
21	F	FONG Chloe Beatriz	3	0	0	0	2	-4
22	D	LAM Andrea Winola	3	1	0	1	0	-4
23	F	WONG Charleen	3	0	0	0	4	-4
24	F	WANG Apple	3	0	0	0	0	-6
25	GK	MOK Hei Lam	3	0	0	0	0	

Head Coach: HUCKO Petr

Legend:

+/-	Plus/minus net	A	Assists	D	Defender	F	Forward
G	Goals	GA	Goals against	GAA	Goals against as average per 60 minutes	GK	Goalkeeper
GP	Games played	MIP	Minutes and seconds played	No.	Jersey number	PIM	Penalties in minutes
Pos.	Position	PTS	Points	SOG	Shots on goal	SVS	Saves
SVS%	Saves in percentage						

Line-Ups

阵容

TPE - HKG

Referees

LEE Kyung Sun (KOR), SONG Meina (CHN)

Linespersons

PARK Jung Yoon (KOR), WOON Yean Hui (MAS)

Goalkeepers

Team: TPE

No.	Name
31	WANG Yun-Tzu
33	HSU Tzu-Ting

Team: HKG

No.	Name
1	LLOREN Olivia Li
25	MOK Hei Lam

Team Line-ups

Team: TPE (White)

No.	Pos.	Name
3	D	LIN Yang-Chi +C
28	D	HSU Yu-Tong
10	F	HUANG Yun-Chu
21	F	CHANG En-Ni
23	F	LIN Chieh-Yun
4	D	SHA Yun-Yun
6	D	LIU Chih-Lin
16	F	HSIEH Chih-Chen +A
18	F	YEH Hui-Chen
19	F	CHANG En-Wei
2	D	HUANG Min-Chuan +A
8	D	KAO Wei-Ting
5	F	YEH Pei-Han
14	F	LIU Yen-Wei
68	F	WU Ji-Cih
9	F	TAO Sing-Lin
30	F	HSU Ting-Yu
69	F	TAN Su-Ting

Head Coach: HUANG Jen-Hung

Team: HKG (Red)

No.	Pos.	Name
14	D	TSUI Chi Yau Myra
22	D	LAM Andrea Winola
8	F	NG Renee Jasmine
19	F	WONG Ka Wing
23	F	WONG Charleen
2	D	TAM Wing Hei
4	D	SO Hoi Kiu
3	F	LI Ching Laam
7	F	LAU Yeuk Ting
24	F	WANG Apple
9	D	KWOK Hoi Kei Ophelia +A
18	D	HO Janice Qing Qing
11	F	CHEUNG Wing Yan
12	F	LI Adrienne May +C
16	F	CHEUNG Tsz Ching
5	D	CHIM Agnes
13	D	LEUNG Tsui Shan Aman +A
17	F	CHENG Man Ying Katrina
21	F	FONG Chloe Beatriz

Head Coach: HUCKO Petr

NOT DRESSED:

10 F IP Estelle Claudia

Legend:

+A Alternate Captain
No. Jersey number

+C Captain
Pos. Position

D Defender

F Forward

Graphical Line-ups

阵容图

TPE - HKG

Referees

LEE Kyung Sun (KOR) , SONG Meina (CHN)

Linespersons

PARK Jung Yoon (KOR) , WOON Yean Hui (MAS)

Team: TPE - Chinese Taipei (White)

Head Coach: HUANG Jen-Hung

S1 33 HSU Tzu-Ting			
		31 WANG Yun-Tzu	
S4 10 HUANG Yun-Chu	S5 21 CHANG En-Ni	S6 23 LIN Chieh-Yun	
S2 3 LIN Yang-Chi +C		S3 28 HSU Yu-Tong	
18 YEH Hui-Chen	19 CHANG En-Wei	16 HSIEH Chih-Chen +A	
4 SHA Yun-Yun		6 LIU Chih-Lin	
14 LIU Yen-Wei	68 WU Ji-Cih	5 YEH Pei-Han	
2 HUANG Min-Chuan +A		8 KAO Wei-Ting	
9 TAO Sing-Lin	30 HSU Ting-Yu	69 TAN Su-Ting	

Team: HKG - Hong Kong, China (Red)

Head Coach: HUCKO Petr

S1 25 MOK Hei Lam			
		1 LLOREN Olivia Li	
S6 23 WONG Charleen	S4 8 NG Renee Jasmine	S5 19 WONG Ka Wing	
S2 14 TSUI Chi Yau Myra		S3 22 LAM Andrea Winola	
7 LAU Yeuk Ting	3 LI Ching Laam	24 WANG Apple	
4 SO Hoi Kiu		2 TAM Wing Hei	
16 CHEUNG Tsz Ching	12 LI Adrienne May +C	11 CHEUNG Wing Yan	
18 HO Janice Qing Qing		9 KWOK Hoi Kei Ophelia +A	
17 CHENG Man Ying Katrina		21 FONG Chloe Beatriz	
5 CHIM Agnes		13 LEUNG Tsui Shan Aman +A	

Legend:

+A Alternate Captain

+C Captain

Sn

Starting position

Timing & Results provided by BORNAN



SUN 9 FEB 2025
Start Time 19:30
End Time 21:23

Game Summary 比赛总结

TPE - HKG 6 - 1 (2 - 0 , 4 - 0 , 0 - 1)

Spectators	Referees	Linespersons
1048	LEE Kyung Sun (KOR) , SONG Meina (CHN)	PARK Jung Yoon (KOR) , WOON Yean Hui (MAS)

Team Statistics

Period	Score	SVS	SOG	PIM	TPP	PPG	SHG
1	2 : 0	2 : 10	12 : 2	0 : 0	00:00 : 00:00	0 : 0	0 : 0
2	4 : 0	4 : 8	12 : 4	0 : 0	00:00 : 00:00	0 : 0	0 : 0
3	0 : 1	7 : 14	14 : 8	0 : 0	00:00 : 00:00	0 : 0	0 : 0
Total	6 : 1	13 : 32	38 : 14	0 : 0	00:00 : 00:00	0 : 0	0 : 0

1st Period

Action	Time	ET/Res	Team	Type	No.	Name	(G)	Name of Assistant(s) / Action Description
GK	00:00		TPE		33	HSU Tzu-Ting		- Goalkeeper in
GK	00:00		HKG		25	MOK Hei Lam		- Goalkeeper in
Goal	09:35	1 : 0	TPE	EQ	21	CHANG En-Ni	(2)	23 LIN Chieh-Yun On Ice TPE 33 2 8 10 21 23 10 HUANG Yun-Chu HKG 25 3 7 13 22 24
Goal	17:24	2 : 0	TPE	EQ	8	KAO Wei-Ting	(1)	16 HSIEH Chih-Chen On Ice TPE 33 2 8 16 18 19 HKG 25 3 4 7 22 24

2nd Period

Action	Time	ET/Res	Team	Type	No.	Name	(G)	Name of Assistant(s) / Action Description
Goal	28:52	3 : 0	TPE	EQ	10	HUANG Yun-Chu	(3)	14 LIU Yen-Wei On Ice TPE 33 3 10 14 28 68 3 LIN Yang-Chi HKG 25 11 12 13 21 22
Goal	30:20	4 : 0	TPE	EQ	19	CHANG En-Wei	(1)	16 HSIEH Chih-Chen On Ice TPE 33 2 4 16 18 19 18 YEH Hui-Chen HKG 25 2 8 18 19 23
Time-out	30:20		HKG					
GK	30:20		HKG		1	LLOREN Olivia Li		- Goalkeeper in 25 MOK Hei Lam - Goalkeeper out
Goal	33:49	5 : 0	TPE	EQ	19	CHANG En-Wei	(2)	16 HSIEH Chih-Chen On Ice TPE 33 4 6 16 18 19 HKG 1 2 4 11 12 16
Goal	37:19	6 : 0	TPE	EQ	18	YEH Hui-Chen	(2)	16 HSIEH Chih-Chen On Ice TPE 33 4 6 16 18 19 4 SHA Yun-Yun HKG 1 2 11 12 13 17

3rd Period

Action	Time	ET/Res	Team	Type	No.	Name	(G)	Name of Assistant(s) / Action Description
GK	40:00		TPE		31	WANG Yun-Tzu		- Goalkeeper in 33 HSU Tzu-Ting - Goalkeeper out
Goal	54:20	6 : 1	HKG	EQ	23	WONG Charleen	(1)	19 WONG Ka Wing On Ice TPE 31 2 8 14 23 30 HKG 1 8 13 19 22 23
GK	60:00		TPE					31 WANG Yun-Tzu - Goalkeeper out
GK	60:00		HKG					1 LLOREN Olivia Li - Goalkeeper out

Goalkeeper Records

Team : TPE - Chinese Taipei

Team : HKG - Hong Kong, China

No.	Name	SOG	SVS	MIP
33	HSU Tzu-Ting	6	6	40:00
31	WANG Yun-Tzu	8	7	20:00

No.	Name	SOG	SVS	MIP
25	MOK Hei Lam	16	12	30:20
1	LLOREN Olivia Li	22	20	29:40

Game Statistics

Team : TPE (White)																							
Head Coach : HUANG Jen-Hung										Shots on Goal				Time on Ice									
No.	Pos.	Name	G	A	P	PIM	FO+	FO-	FO+/-	FO%	1	2	3	OT	TS	+/-	1	2	3	OT	TOT	SHF	AVG
3	D	LIN Yang-Chi +C	0	1	1	0	0	0	0	0.00	0	0	0		0	+1	5:44	5:24	6:38		17:46	17	1:02
10	F	HUANG Yun-Chu	1	1	2	0	2	2	0	50.00	0	2	1		3	+2	7:50	7:43	5:17		20:50	19	1:05
21	F	CHANG En-Ni	1	0	1	0	4	4	0	50.00	1	0	0		1	+1	7:07	7:48	6:13		21:08	19	1:06
23	F	LIN Chieh-Yun	0	1	1	0	0	0	0	0.00	0	0	2		2	0	5:28	3:04	4:25		12:57	15	0:51

Timing & Results provided by BORNAN



SUN 9 FEB 2025
Start Time 19:30
End Time 21:23

Head Coach : HUANG Jen-Hung										Shots on Goal					Time on Ice								
No.	Pos.	Name	G	A	P	PIM	FO+	FO-	FO+/-	FO%	1	2	3	OT	TS	+/-	1	2	3	OT	TOT	SHF	AVG
28	D	HSU Yu-Tong	0	0	0	0	0	0	0	0.00	0	0	0	0	0	+1	5:58	5:09	5:57		17:04	17	1:00
4	D	SHA Yun-Yun	0	1	1	0	0	0	0	0.00	0	0	1	1	1	+3	8:56	7:39	8:08		24:43	16	1:32
6	D	LIU Chih-Lin	0	0	0	0	0	0	0	0.00	3	1	1		5	+2	8:17	8:48	7:07		24:12	17	1:25
16	F	HSIEH Chih-Chen +A	0	4	4	0	0	1	-1	0.00	0	2	2		4	+4	5:49	4:53	7:34		18:16	19	0:57
18	F	YEH Hui-Chen	1	1	2	0	4	1	3	80.00	3	2	3		8	+4	5:12	5:35	8:18		19:05	20	0:57
19	F	CHANG En-Wei	2	0	2	0	11	5	6	68.75	3	4	2		9	+4	6:01	5:12	4:20		15:33	17	0:54
2	D	HUANG Min-Chuan +A	0	0	0	0	0	0	0	0.00	0	0	0		0	+2	6:24	6:52	5:53		19:09	16	1:11
5	F	YEH Pei-Han	0	0	0	0	0	0	0	0.00	0	0	1		1	0	7:11	3:51	5:49		16:51	13	1:17
8	D	KAO Wei-Ting	1	0	1	0	0	0	0	0.00	1	0	0		1	+1	4:41	6:09	6:17		17:07	16	1:04
14	F	LIU Yen-Wei	0	1	1	0	0	0	0	0.00	0	0	1		1	0	3:09	3:30	4:20		10:59	11	0:59
68	F	WU Ji-Cih	0	0	0	0	2	2	0	50.00	0	0	0		0	+1	3:51	7:51	0:00		11:42	9	1:18
9	F	TAO Sing-Lin	0	0	0	0	0	0	0	0.00	0	1	0		1	0	4:35	4:50	5:03		14:28	10	1:26
30	F	HSU Ting-Yu	0	0	0	0	3	4	-1	42.86	1	0	0		1	-1	3:47	5:42	8:41		18:10	19	0:57
69	F	TAN Su-Ting	0	0	0	0	0	0	0	0.00	0	0	0		0	0	0:00	0:00	0:00		0:00	0	0:00
31	GK	WANG Yun-Tzu	0	0	0	0					0	0	0		0								
33	GK	HSU Tzu-Ting	0	0	0	0					0	0	0		0								
Total			6	10	16	0	26	19	7	57.78	12	12	14		38								

Team : HKG (Red)

Head Coach : HUCKO Petr										Shots on Goal						Time on Ice							
No.	Pos.	Name	G	A	P	PIM	FO+	FO-	FO+/-	FO%	1	2	3	OT	TS	+/-	1	2	3	OT	TOT	SHF	AVG
8	F	NG Renee Jasmine	0	0	0	0	8	11	-3	42.11	1	1	1		3	0	9:01	7:29	7:31		24:01	18	1:20
14	D	TSUI Chi Yau Myra	0	0	0	0	0	0	0	0.00	0	0	2		2	0	7:10	0:00	6:24		13:34	11	1:14
19	F	WONG Ka Wing	0	1	1	0	0	1	-1	0.00	0	0	1		1	0	9:08	7:50	7:23		24:21	19	1:16
22	D	LAM Andrea Winola	0	0	0	0	0	0	0	0.00	0	0	0		0	-2	8:02	7:55	7:32		23:29	17	1:22
23	F	WONG Charleen	1	0	1	0	0	0	0	0.00	0	1	2		3	0	9:19	9:14	7:46		26:19	19	1:23
2	D	TAM Wing Hei	0	0	0	0	0	0	0	0.00	1	0	0		1	-3	7:01	7:11	6:01		20:13	16	1:15
3	F	LI Ching Laam	0	0	0	0	4	9	-5	30.77	0	0	1		1	-2	5:33	7:15	6:46		19:34	19	1:01
4	D	SO Hoi Kiu	0	0	0	0	0	0	0	0.00	0	0	0		0	-2	4:31	4:13	4:50		13:34	12	1:07
7	F	LAU Yeuk Ting	0	0	0	0	0	0	0	0.00	0	1	0		1	-2	6:35	6:57	5:45		19:17	18	1:04
24	F	WANG Apple	0	0	0	0	0	0	0	0.00	0	0	0		0	-2	6:34	6:45	6:10		19:29	17	1:08
9	D	KWOK Hoi Kei Ophelia +A	0	0	0	0	0	0	0	0.00	0	1	0		1	0	6:49	5:28	5:57		18:14	13	1:24
11	F	CHEUNG Wing Yan	0	0	0	0	0	0	0	0.00	0	0	1		1	-3	4:23	3:50	6:27		14:40	15	0:58
12	F	LI Adrienne May +C	0	0	0	0	7	5	2	58.33	0	0	0		0	-3	5:25	4:49	6:28		16:42	15	1:06
16	F	CHEUNG Tsz Ching	0	0	0	0	0	0	0	0.00	0	0	0		0	-1	2:19	1:53	2:14		6:26	7	0:55
18	D	HO Janice Qing Qing	0	0	0	0	0	0	0	0.00	0	0	0		0	-1	3:19	5:37	4:28		13:24	11	1:13
5	D	CHIM Agnes	0	0	0	0	0	0	0	0.00	0	0	0		0	0	1:13	7:20	3:38		12:11	7	1:44
13	D	LEUNG Tsui Shan Aman +A	0	0	0	0	0	0	0	0.00	0	0	0		0	-2	1:55	2:57	1:10		6:02	5	1:12
17	F	CHENG Man Ying Katrina	0	0	0	0	0	0	0	0.00	0	0	0		0	-1	0:35	1:34	0:58		3:07	5	0:37
21	F	FONG Chloe Beatriz	0	0	0	0	0	0	0	0.00	0	0	0		0	-1	1:08	1:43	2:32		5:23	5	1:04
1	GK	LLOREN Olivia Li	0	0	0	0					0	0	0		0								
25	GK	MOK Hei Lam	0	0	0	0					0	0	0		0								
Total			1	1	2	0	19	26	-7	42.22	2	4	8		14								

Group B

R	Team	GP	W	OTW	OTL	L	GDF	GF : GA	PTS
1	KAZ	4	3	1	0	0	+26	27 : 1	11
2	KOR	4	3	0	1	0	+19	22 : 3	10
3	TPE	4	2	0	0	2	+3	13 : 10	6
4	THA	4	1	0	0	3	-22	3 : 25	3
5	HKG	4	0	0	0	4	-26	2 : 28	0

	HKG	KAZ	KOR	THA	TPE
HKG	*****	0:12	0:8	1:2	1:6
KAZ	12:0	*****	1:0	9:0	5:1
KOR	8:0	0:1	*****	11:0	3:2
THA	2:1	0:9	0:11	*****	1:4
TPE	6:1	1:5	2:3	4:1	*****



SUN 9 FEB 2025
Start Time 19:30
End Time 21:23

Legend:							
(G)	Goals in tournament	+/-	Plus/minus net	+A	Alternate Captain	+C	Captain
A	Assists	AVG	Average time on ice / shift	D	Defender	EQ	Equal strength
ET/Res	Penalty end time/Result of game	F	Forward	FO%	Face-offs won as percentage	FO+	Face-offs won
FO-	Face-offs lost	FO+/-	Face-offs net	G	Goals	GA	Goals against
GDF	Goal difference	GF	Goals for	GK	Goalkeeper	GP	Games played
L	Losses	MIP	Minutes in play (GK)	No.	Jersey number	OT	Overtime
OTL	Overtime losses	OTW	Overtime wins	P	Points	PIM	Penalties in minutes
Pos.	Position	PPG	Power play goals	PTS	Points	R	Rank
SHF	Number of shifts	SHG	Shorthanded goals	SOG	Shots on goal	SVS	Saves
TOT	Total	TPP	Time on power play	TS	Total shots	W	Wins



Shot Chart

射门表

TPE - HKG

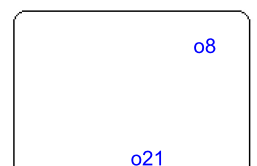
Shots by TPE

Goals (o): 2

SSG (+): 10

SSP (<): 7

SPG (-): 7



GK 25 of HKG



1st Period



Shots by HKG

Goals (o): 0

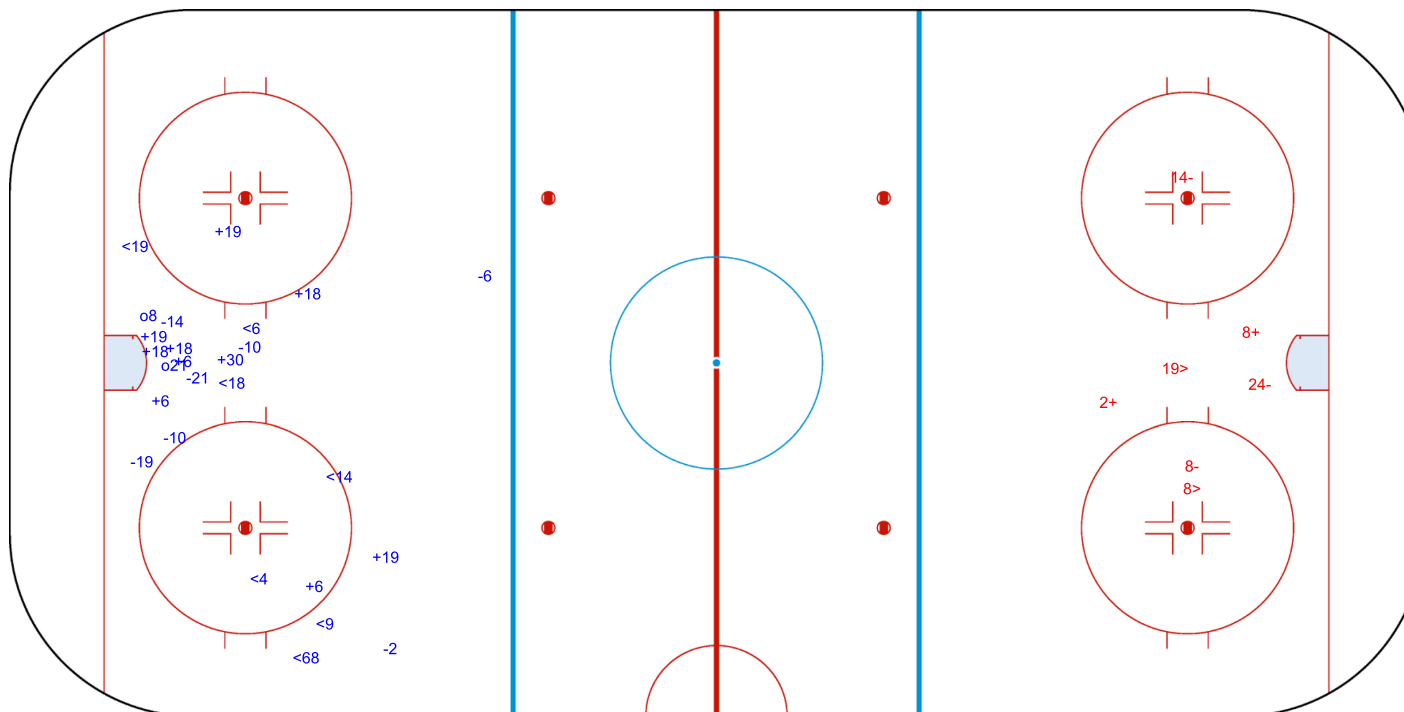
SSG (+): 2

SSP (>): 2

SPG (-): 3



GK 33 of TPE






Shots by HKG

Goals (o): 0

SSG (+): 4

SSP (<): 1

SPG (-): 2



GK 33 of TPE



2nd Period



Shots by TPE

Goals (o): 4

SSG (+): 8

SSP (>): 5

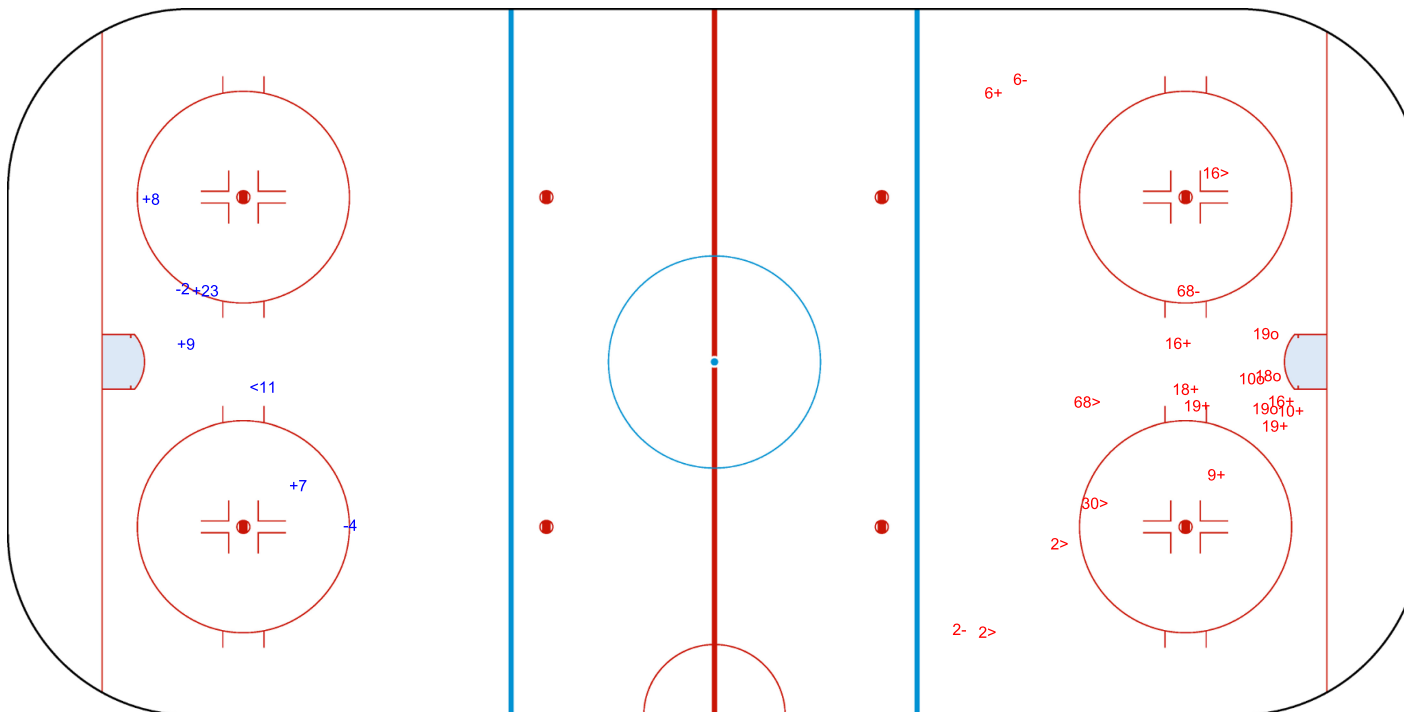
SPG (-): 3



GK 1 of HKG



GK 25 of HKG





Shots by TPE
Goals (o): 0
SSP (<): 7
SSG (+): 14
SPG (-): 6




GK 1 of HKG



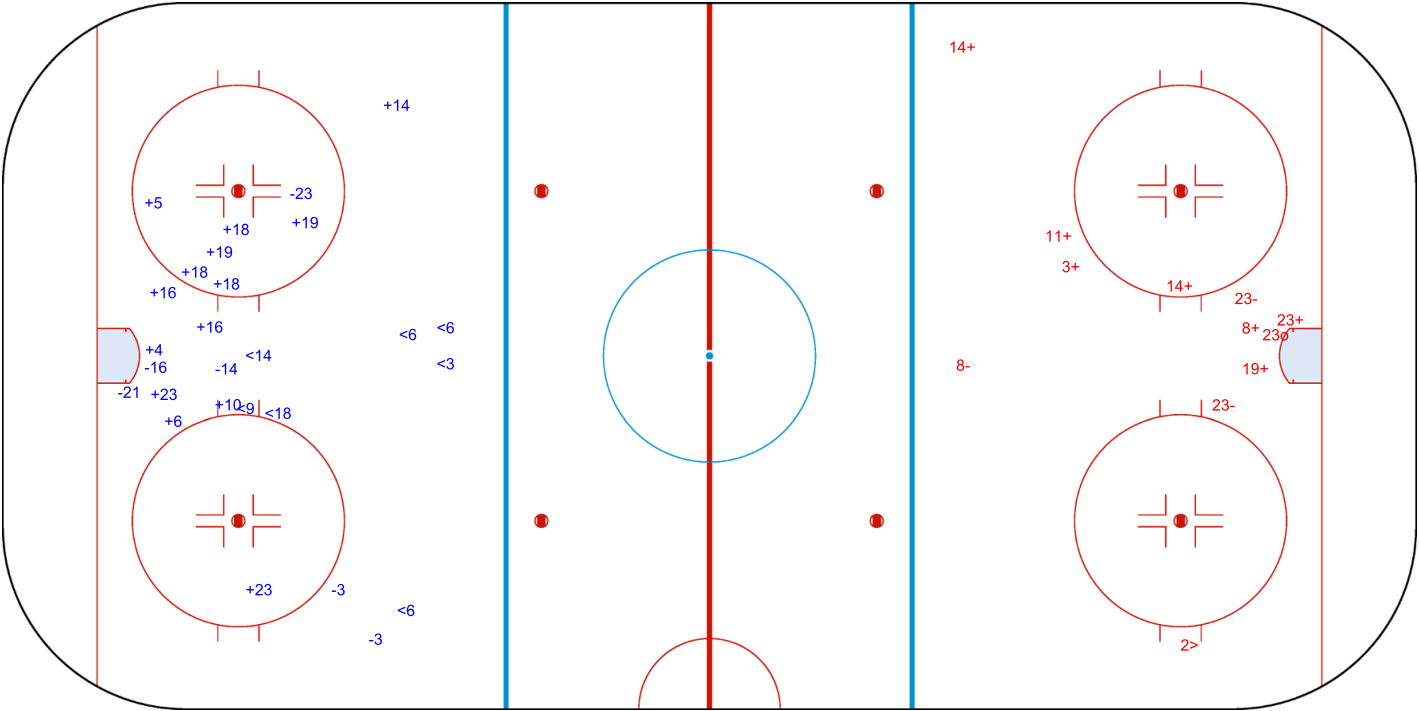
3rd Period



Shots by HKG
Goals (o): 1
SSP (>): 1
SSG (+): 7
SPG (-): 3



GK 31 of TPE



GK 33 of TPE

Legend:							
GK	Goalkeeper	SPG	Shots past goal	SSG	Shots saved by goalkeeper	SSP	Shots saved by player

Preliminary round - Group B, Game 10
小组赛轮次 - B 组, 比赛 10

TPE - HKG

TPE	HKG	TPE	HKG	TPE	HKG
Def. zone	Att. zone	Neutral zone		Att. zone	Def. zone
+ 21	- 3	+ 21	- 8	+ 19	- 12
		- 19	+ 12	+ 68	- 8
		+ 30	- 8	- 21	+ 3
		+ 19	- 3	- 30	+ 8
		+ 30	- 8	- 18	+ 3
				- 68	+ 12
1 / 100%	0 / 0%	4 / 80%	1 / 20%	2 / 33%	4 / 67%

TPE	HKG
7 / 58%	5 / 42%

TPE	HKG	TPE	HKG	TPE	HKG
Def. zone	Att. zone	Neutral zone		Att. zone	Def. zone
+ 19	- 3	- 21	+ 8	- 21	+ 12
+ 68	- 19	+ 19	- 3	- 19	+ 12
+ 19	- 3	+ 21	- 3	- 68	+ 8
		+ 19	- 8	+ 19	- 12
		+ 19	- 8		
		+ 18	- 3		
		- 19	+ 8		
3 / 100%	0 / 0%	5 / 71%	2 / 29%	1 / 25%	3 / 75%

TPE	HKG
9 / 64%	5 / 36%

TPE	HKG	TPE	HKG	TPE	HKG
Def. zone	Att. zone	Neutral zone		Att. zone	Def. zone
- 21	+ 8	+ 18	- 8	- 30	+ 8
- 16	+ 8	+ 19	- 8	+ 10	- 12
+ 30	- 3			+ 18	- 8
- 19	+ 12			- 10	+ 12
+ 19	- 12			+ 10	- 8
- 10	+ 8			+ 18	- 8
+ 21	- 3				
- 30	+ 3				
- 30	+ 3				
+ 19	- 12				
- 19	+ 12				
4 / 36%	7 / 64%	2 / 100%	0 / 0%	4 / 67%	2 / 33%

TPE	HKG
10 / 53%	9 / 47%

TPE	HKG	TPE	HKG	TPE	HKG
Def. zone	Att. zone	Neutral zone		Att. zone	Def. zone
8 / 53%	7 / 47%	11 / 79%	3 / 21%	7 / 44%	9 / 56%

TPE	HKG
26 / 58%	19 / 42%

HEAD TO HEAD

		HKG								
	No.	3	8	12	19	Tot.	wins TPE	Dz	Nz	Az
TPE	10		1 - 1	1 - 1		4	2 50%	0 0%		2 67%
	16		0 - 1			1	0 0%	0 0%		
	18	1 - 1	3 - 0			5	4 80%		2 100%	2 67%
	19	4 - 0	3 - 1	4 - 4		16	11 69%	4 67%	5 71%	2 67%
	21	3 - 1	1 - 2	0 - 1		8	4 50%	2 67%	2 67%	0 0%
	30	1 - 2	2 - 2			7	3 43%	1 33%	2 100%	0 0%
	68		1 - 1	0 - 1	1 - 0	4	2 50%	1 100%		1 33%
	Tot.	13	19	12	1	45	26 58%	8 53%	11 79%	7 44%
	wins HKG	4 31%	8 42%	7 58%	0 0%	19 42%				
	Dz	2 100%	3 43%	4 57%		9 56%				
	Nz	0 0%	2 22%	1 100%		3 21%				
	Az	2 29%	3 100%	2 50%	0 0%	7 47%				

Legend:

Az Attacking zone Dz Defending zone No. Jersey number Nz Neutral zone Tot. Total face-offs played

Game Roster

比赛名单

KAZ - JPN

Referees

LEE Kyung Sun (KOR) , SONG Meina (CHN)

Linespersons

PARK Jung Yoon (KOR) , ZHANG Wenxi (CHN)

Goalkeepers

Team: KAZ

No.	Name	GP	MIP	GA	SVS	SOG	SVS%	GAA
1	FEOKTISTOVA Zlatotsveta	0	00:00	0	0	0	0.00	0.00
20	CHSHYOKOLOVA Arina	4	242:01	1	51	52	98.08	0.25
25	GOVTVA Polina	4	00:00	0	0	0	0.00	0.00

Team Roster

Team: KAZ (Blue)

No.	Pos.	Name	GP	G	A	PTS	PIM	+/-
1	GK	FEOKTISTOVA Zlatotsveta	0	0	0	0	0	
2	D	VORONOVA Alexandra	4	0	5	5	0	+9
3	F	SAYAKHATKYZY Munira	4	4	1	5	0	+10
4	D	MESKINI Katrin	4	0	1	1	0	+2
5	F	ALDABERGENOVA Malika	4	1	3	4	0	+7
7	F	ASHIMOVA Pernesh	4	0	4	4	2	+4
8	F	FILIMONOVA Nadezhda	4	3	2	5	0	+6
9	D	MOLDABAY Dariya	4	1	4	5	0	+6
10	F	SHEGAY Alexandra	4	2	3	5	2	+8
11	D	YAKOVLEVA Polina	4	0	0	0	0	+2
12	F	SAYAKHATKYZY Dilnaz	4	3	2	5	2	+9
13	D	TURSYNOVA Madina	4	1	3	4	0	+6
14	F	SVIRIDOVA Larissa	4	2	3	5	0	+6
15	D	PYATKOVA Anna	4	1	1	2	2	+6
17	D	OLZHABAYEVA Aida	4	0	4	4	2	+7
18	F	ORAZBAYEVA Anastassiya	4	2	2	4	0	+6
19	F	IVANCHENKO Alina	4	0	0	0	0	+1
20	GK	CHSHYOKOLOVA Arina	4	0	0	0	0	
21	D	BUTORINA Yuliya	4	1	2	3	0	+9
22	F	ZUBKOVA Sofiya	4	5	4	9	0	+11
23	F	KOROLEVA Tatyana	4	0	1	1	0	+1
24	F	KUTSENKO Yekaterina	4	1	0	1	0	+2
25	GK	GOVTVA Polina	4	0	0	0	0	

Head Coach: TEBENKOV Alexandr

Team: JPN

No.	Name	GP	MIP	GA	SVS	SOG	SVS%	GAA
1	KAWAGUCHI Riko	0	00:00	0	0	0	0.00	0.00
20	KUROMARU Haruka	0	00:00	0	0	0	0.00	0.00
29	MASUHARA Miyuu	0	00:00	0	0	0	0.00	0.00

Team: JPN (White)

No.	Pos.	Name	GP	G	A	PTS	PIM	+/-
1	GK	KAWAGUCHI Riko	0	0	0	0	0	
2	D	KOIKE Shiori	0	0	0	0	0	0
3	D	SHIGA Aoi	0	0	0	0	0	0
5	D	YAMASHITA Shiori	0	0	0	0	0	0
6	D	SATO Kohane	0	0	0	0	0	0
7	D	SEKI Kanami	0	0	0	0	0	0
8	D	HOSOYAMADA Akane	0	0	0	0	0	0
10	F	YAMASHITA Hikaru	0	0	0	0	0	0
15	F	UKITA Rui	0	0	0	0	0	0
16	F	ENOMOTO Yoshino	0	0	0	0	0	0
17	F	KUROSU Wakana	0	0	0	0	0	0
18	F	MAEDA Suzuka	0	0	0	0	0	0
19	F	ITO Makoto	0	0	0	0	0	0
20	GK	KUROMARU Haruka	0	0	0	0	0	
22	F	KOYAMA Remi	0	0	0	0	0	0
23	F	NORO Rio	0	0	0	0	0	0
24	F	MIURA Mei	0	0	0	0	0	0
25	F	NORO Riri	0	0	0	0	0	0
26	F	WAJIMA Yumeka	0	0	0	0	0	0
27	F	TADA Ai	0	0	0	0	0	0
29	GK	MASUHARA Miyuu	0	0	0	0	0	

Head Coach: IIZUKA Yuji

Legend:

+/-	Plus/minus net	A	Assists	D	Defender	F	Forward
G	Goals	GA	Goals against	GAA	Goals against as average per 60 minutes	GK	Goalkeeper
GP	Games played	MIP	Minutes and seconds played	No.	Jersey number	PIM	Penalties in minutes
Pos.	Position	PTS	Points	SOG	Shots on goal	SVS	Saves
SVS%	Saves in percentage						

Line-Ups 阵容

KAZ - JPN

Referees

LEE Kyung Sun (KOR), SONG Meina (CHN)

Linespersons

PARK Jung Yoon (KOR), ZHANG Wenxi (CHN)

Goalkeepers

Team: KAZ

No.	Name
20	CHSHYOKOLOVA Arina
25	GOVTVA Polina

Team: JPN

No.	Name
1	KAWAGUCHI Riko
20	KUROMARU Haruka

Team Line-ups

Team: KAZ (Blue)

No.	Pos.	Name
9	D	MOLDABAY Dariya +A
13	D	TURSYNOVA Madina
8	F	FILIMONOVA Nadezhda
10	F	SHEGAY Alexandra
18	F	ORAZBAYEVA Anastassiya +C
15	D	PYATKOVA Anna
17	D	OLZHABAYEVA Aida
5	F	ALDABERGENOVA Malika +A
7	F	ASHIMOVA Pernesh
14	F	SVIRIDOVA Larissa
2	D	VORONOVA Alexandra
21	D	BUTORINA Yuliya
3	F	SAYAKHATKYZY Munira
12	F	SAYAKHATKYZY Dilnaz
22	F	ZUBKOVA Sofiya
4	D	MESKINI Katrin
11	D	YAKOVLEVA Polina
19	F	IVANCHENKO Alina
23	F	KOROLEVA Tatyana
24	F	KUTSENKO Yekaterina

Head Coach: TEBENKOV Alexandr

NOT DRESSED:

1 GK FEOKTISTOVA Zlatotsveta

Team: JPN (White)

No.	Pos.	Name
3	D	SHIGA Aoi
6	D	SATO Kohane
15	F	UKITA Rui +A
19	F	ITO Makoto
25	F	NORO Riri
2	D	KOIKE Shiori +C
8	D	HOSOYAMADA Akane +A
18	F	MAEDA Suzuka
24	F	MIURA Mei
26	F	WAJIMA Yumeka
5	D	YAMASHITA Shiori
7	D	SEKI Kanami
16	F	ENOMOTO Yoshino
22	F	KOYAMA Remi
27	F	TADA Ai
10	F	YAMASHITA Hikaru
17	F	KUROSU Wakana
23	F	NORO Rio

Head Coach: IIZUKA Yuji

NOT DRESSED:

29 GK MASUHARA Miyuu

Legend:

+A	Alternate Captain	+C	Captain	D	Defender	F	Forward
No.	Jersey number	Pos.	Position				

Graphical Line-ups

阵容图

KAZ - JPN

Referees

LEE Kyung Sun (KOR) , SONG Meina (CHN)

Linespersons

PARK Jung Yoon (KOR) , ZHANG Wenxi (CHN)

Team: KAZ - Kazakhstan (Blue)

Head Coach: TEBENKOV Alexandr

S1 20 CHSHYOKOLOVA Arina		
25 GOVTVA Polina		
S4 8 FILIMONOVA Nadezhda	S6 18 ORAZBAYEVA Anastasiya +C	S5 10 SHEGAY Alexandra
S2 9 MOLDABAY Dariya +A	S3 13 TURSNOVA Madina	
7 ASHIMOVA Pernesh	5 ALDABERGENOVA Malika +A	14 SVIRIDOVA Larissa
15 PYATKOVA Anna		17 OLZHABAYEVA Aida
3 SAYAKHATKYZY Munira	12 SAYAKHATKYZY Dilnaz	22 ZUBKOVA Sofiya
2 VORONOVA Alexandra		21 BUTORINA Yuliya
19 IVANCHENKO Alina	24 KUTSENKO Yekaterina	23 KOROLEVA Tatyana
4 MESKINI Katrin		11 YAKOVLEVA Polina

Team: JPN - Japan (White)

Head Coach: IIZUKA Yuji

S1 1 KAWAGUCHI Riko		
20 KUROMARU Haruka		
S4 15 UKITA Rui +A	S5 19 ITO Makoto	S6 25 NORO Riri
S3 6 SATO Kohane	S2 3 SHIGA Aoi	
26 WAJIMA Yumeka	18 MAEDA Suzuka	24 MIURA Mei
2 KOIKE Shiori +C		8 HOSYAMADA Akane +A
27 TADA Ai	16 ENOMOTO Yoshino	22 KOYAMA Remi
5 YAMASHITA Shiori		7 SEKI Kanami
10 YAMASHITA Hikaru	23 NORO Rio	17 KUROSU Wakana

Legend:

+A Alternate Captain

+C Captain

Sn

Starting position

Timing & Results provided by BORNAN



WED 12 FEB 2025
Start Time 10:00
End Time 11:46

Preliminary round - Group A, Game 11
小组赛轮次 - A组, 比赛 11

Game Summary 比赛总结

KAZ - JPN 0 - 4 (0 - 1, 0 - 1, 0 - 2)

Spectators	Referees	Linespersons
1031	LEE Kyung Sun (KOR) , SONG Meina (CHN)	PARK Jung Yoon (KOR) , ZHANG Wenxi (CHN)

Team Statistics

Period	Score	SVS	SOG	PIM	TPP	PPG	SHG
1	0 : 1	15 : 3	3 : 16	0 : 0	00:00 : 00:00	0 : 0	0 : 0
2	0 : 1	10 : 3	3 : 11	0 : 0	00:00 : 00:00	0 : 0	0 : 0
3	0 : 2	12 : 1	1 : 14	4 : 2	00:21 : 00:54	0 : 0	0 : 0
Total	0 : 4	37 : 7	7 : 41	4 : 2	00:21 : 00:54	0 : 0	0 : 0

1st Period

Action	Time	ET/Res	Team	Type	No.	Name	(G)	Name of Assistant(s) / Action Description
GK	00:00		KAZ		20	CHSHYOKOLOVA Arina	-	Goalkeeper in
GK	00:00		JPN		1	KAWAGUCHI Riko	-	Goalkeeper in
Goal	16:26	0 : 1	JPN	EQ	16	ENOMOTO Yoshino	(1)	10 YAMASHITA Hikaru On Ice KAZ 20 5 9 13 14 22 26 WAJIMA Yumeka JPN 1 5 7 10 16 22

2nd Period

Action	Time	ET/Res	Team	Type	No.	Name	(G)	Name of Assistant(s) / Action Description
Goal	20:17	0 : 2	JPN	EQ	25	NORO Riri	(1)	3 SHIGA Aoi On Ice KAZ 20 8 9 10 13 18 15 UKITA R JPN 1 3 6 15 19 25

3rd Period

Action	Time	ET/Res	Team	Type	No.	Name	(G)	Name of Assistant(s) / Action Description
Goal	42:57	0 : 3	JPN	EQ	26	WAJIMA Yumeka	(1)	15 UKITA R On Ice KAZ 20 5 7 15 17 24 6 SATO Kohane JPN 1 2 8 15 18 26
Goal	48:10	0 : 4	JPN	EQ	19	ITO Makoto	(1)	3 SHIGA Aoi On Ice KAZ 20 3 9 13 18 22 6 SATO Kohane JPN 1 3 6 15 19 25
Penalty	53:26	55:26	JPN	2 min.	25	NORO Riri	-	Tripping
Penalty	53:47	55:47	KAZ	2 min.	8	FILIMONOVA N	-	Hooking
Penalty	59:27	60:00	KAZ	2 min.	22	ZUBKOVA Sofiya	-	Hooking
GK	60:00		KAZ					20 CHSHYOKOLOVA Arina - Goalkeeper out
GK	60:00		JPN					1 KAWAGUCHI Riko - Goalkeeper out

Goalkeeper Records

Team : KAZ - Kazakhstan

No.	Name	SOG	SVS	MIP
20	CHSHYOKOLOVA Arina	41	37	60:00
25	GOVTVA Polina			

Team : JPN - Japan

No.	Name	SOG	SVS	MIP
1	KAWAGUCHI Riko	7	7	60:00
20	KUROMARU Haruka			

Game Statistics

Team : KAZ (Blue)																							
Head Coach : TEBENKOV Alexandr										Shots on Goal				Time on Ice									
No.	Pos.	Name	G	A	P	PIM	FO+	FO-	FO+/-	FO%	1	2	3	OT	TS	+/-	1	2	3	OT	TOT	SHF	AVG
8	F	FILIMONOVA Nadezhda	0	0	0	2	0	0	0	0.00	0	1	0		1	-1	6:16	5:28	6:01		17:45	24	0:44
9	D	MOLDABAY Dariya +A	0	0	0	0	0	0	0	0.00	1	0	0		1	-3	7:35	4:27	7:45		19:47	24	0:49
10	F	SHEGAY Alexandra	0	0	0	0	0	0	0	0.00	0	1	0		1	-1	6:17	5:47	8:12		20:16	26	0:46
13	D	TURSYNOVA Madina	0	0	0	0	0	0	0	0.00	1	0	0		1	-3	7:04	4:12	6:26		17:42	24	0:44
18	F	ORAZBAYEVA Anastassiya +C	0	0	0	0	4	11	-7	26.67	0	0	0		0	-2	5:37	5:29	6:18		17:24	26	0:40
5	F	ALDABERGENOVA Malika +A	0	0	0	0	7	6	1	53.85	0	0	1		1	-2	7:56	8:44	7:05		23:45	24	0:59
7	F	ASHIMOVA Pernesh	0	0	0	0	1	1	0	50.00	0	0	0		0	-1	5:55	8:43	6:17		20:55	25	0:50
14	F	SVIRIDOVA Larissa	0	0	0	0	0	0	0	0.00	0	0	0		0	-1	6:02	0:00	0:00		6:02	9	0:40
15	D	PYATKOVA Anna	0	0	0	0	0	0	0	0.00	0	0	0		0	-1	7:04	7:27	7:15		21:46	22	0:59

Timing & Results provided by BORNAN



WED 12 FEB 2025
Start Time 10:00
End Time 11:46

Preliminary round - Group A, Game 11
小组赛轮次 - A组, 比赛 11

Head Coach : TEBENKOV Alexandr										Shots on Goal					Time on Ice								
No.	Pos.	Name	G	A	P	PIM	FO+	FO-	FO+/-	FO%	1	2	3	OT	TS	+/-	1	2	3	OT	TOT	SHF	AVG
17	D	OLZHABAYEVA Aida	0	0	0	0	0	0	0	0.00	0	0	0	0	0	-1	6:53	8:58	6:49		22:40	23	0:59
2	D	VORONOVA Alexandra	0	0	0	0	0	0	0	0.00	0	0	0	0	0	0	6:05	6:11	6:09		18:25	21	0:52
3	F	SAYAKHATKYZY Munira	0	0	0	0	0	0	0	0.00	0	0	0	0	0	-1	7:00	5:59	5:45		18:44	23	0:48
12	F	SAYAKHATKYZY Dilnaz	0	0	0	0	1	4	-3	20.00	0	0	0	0	0	0	6:34	5:58	6:46		19:18	23	0:50
21	D	BUTORINA Yuliya	0	0	0	0	0	0	0	0.00	1	0	0	0	1	0	5:19	8:45	5:36		19:40	21	0:56
22	F	ZUBKOVA Sofiya	0	0	0	2	0	0	0	0.00	0	1	0	0	1	-2	7:26	5:18	5:39		18:23	23	0:47
4	D	MESKINI Katrin	0	0	0	0	0	0	0	0.00	0	0	0	0	0	0	0:00	0:00	0:00		0:00	0	0:00
11	D	YAKOVLEVA Polina	0	0	0	0	0	0	0	0.00	0	0	0	0	0	0	0:00	0:00	0:00		0:00	0	0:00
19	F	IVANCHENKO Alina	0	0	0	0	0	0	0	0.00	0	0	0	0	0	0	0:00	0:00	0:00		0:00	0	0:00
23	F	KOROLEVA Tatyana	0	0	0	0	0	0	0	0.00	0	0	0	0	0	0	0:00	0:00	0:00		0:00	0	0:00
24	F	KUTSENKO Yekaterina	0	0	0	0	0	0	0	0.00	0	0	0	0	0	-1	0:57	8:34	5:24		14:55	15	0:59
20	GK	CHSHYOKOLOVA Arina	0	0	0	0					0	0	0	0	0								
25	GK	GOVTVA Polina	0	0	0	0					0	0	0	0	0								
Total			0	0	0	4	13	22	-9	37.14	3	3	1	7	7								

Team : JPN (White)

Head Coach : IIZUKA Yuji										Shots on Goal						Time on Ice							
No.	Pos.	Name	G	A	P	PIM	FO+	FO-	FO+/-	FO%	1	2	3	OT	TS	+/-	1	2	3	OT	TOT	SHF	AVG
3	D	SHIGA Aoi	0	2	2	0	0	0	0	0.00	0	1	0		1	+2	5:50	6:51	6:44		19:25	25	0:46
6	D	SATO Kohane	0	2	2	0	0	0	0	0.00	0	0	2		2	+2	7:43	6:24	8:14		22:21	25	0:53
15	F	UKITA Rui +A	0	2	2	0	0	0	0	0.00	2	1	1		4	+3	7:35	7:46	8:30		23:51	25	0:57
19	F	ITO Makoto	1	0	1	0	8	6	2	57.14	0	1	1		2	+2	6:41	6:16	8:10		21:07	25	0:50
25	F	NORO Riri	1	0	1	2	0	0	0	0.00	2	2	1		5	+2	6:43	6:28	7:04		20:15	25	0:48
2	D	KOIKE Shiori +C	0	0	0	0	0	0	0	0.00	1	0	1		2	+1	6:39	6:07	7:52		20:38	24	0:51
8	D	HOSOYAMADA Akane +A	0	0	0	0	0	0	0	0.00	2	0	0		2	+1	5:54	8:04	7:20		21:18	23	0:55
18	F	MAEDA Suzuka	0	0	0	0	10	4	6	71.43	1	0	1		2	+1	8:18	7:21	7:36		23:15	24	0:58
24	F	MIURA Mei	0	0	0	0	0	0	0	0.00	1	1	1		3	0	6:22	6:54	5:14		18:30	22	0:50
26	F	WAJIMA Yumeka	1	1	2	0	0	0	0	0.00	5	0	3		8	+1	6:39	6:55	6:55		20:29	24	0:51
5	D	YAMASHITA Shiori	0	0	0	0	0	0	0	0.00	0	1	0		1	+1	7:27	5:06	5:34		18:07	20	0:54
7	D	SEKI Kanami	0	0	0	0	0	0	0	0.00	1	0	0		1	+1	6:27	7:28	4:16		18:11	21	0:51
16	F	ENOMOTO Yoshino	1	0	1	0	4	3	1	57.14	1	0	0		1	+1	5:15	6:23	4:14		15:52	20	0:47
22	F	KOYAMA Remi	0	0	0	0	0	0	0	0.00	0	2	1		3	+1	5:08	1:33	5:22		12:03	17	0:42
27	F	TADA Ai	0	0	0	0	0	0	0	0.00	0	0	0		0	0	4:19	0:40	0:00		4:59	7	0:42
10	F	YAMASHITA Hikaru	0	1	1	0	0	0	0	0.00	0	0	2		2	+1	1:45	3:48	4:55		10:28	12	0:52
17	F	KUROSU Wakana	0	0	0	0	0	0	0	0.00	0	2	0		2	0	1:15	5:56	0:00		7:11	7	1:01
23	F	NORO Rio	0	0	0	0	0	0	0	0.00	0	0	0		0	0	0:00	0:00	0:00		0:00	0	0:00
1	GK	KAWAGUCHI Riko	0	0	0	0					0	0	0		0								
20	GK	KUROMARU Haruka	0	0	0	0					0	0	0		0								
Total			4	8	12	2	22	13	9	62.86	16	11	14		41								

Group A

R	Team	GP	W	OTW	OTL	L	GDF	GF : GA	PTS
1	JPN	1	1	0	0	0	+4	4 : 0	3
2	KAZ	1	0	0	0	1	-4	0 : 4	0
-	CHN	0							
-	KOR	0							

	CHN	JPN	KAZ	KOR
CHN	*****	FRI 14 FEB 14:00	THU 13 FEB 14:00	WED 12 FEB 14:00
JPN	FRI 14 FEB 14:00	*****	4:0	THU 13 FEB 10:00
KAZ	THU 13 FEB 14:00	0:4	*****	FRI 14 FEB 10:00
KOR	WED 12 FEB 14:00	THU 13 FEB 10:00	FRI 14 FEB 10:00	*****



Legend:							
(G)	Goals in tournament	+/-	Plus/minus net	+A	Alternate Captain	+C	Captain
A	Assists	AVG	Average time on ice / shift	D	Defender	EQ	Equal strength
ET/Res	Penalty end time/Result of game	F	Forward	FO%	Face-offs won as percentage	FO+	Face-offs won
FO-	Face-offs lost	FO+/-	Face-offs net	G	Goals	GA	Goals against
GDF	Goal difference	GF	Goals for	GK	Goalkeeper	GP	Games played
L	Losses	MIP	Minutes in play (GK)	No.	Jersey number	OT	Overtime
OTL	Overtime losses	OTW	Overtime wins	P	Points	PIM	Penalties in minutes
Pos.	Position	PPG	Power play goals	PTS	Points	R	Rank
SHF	Number of shifts	SHG	Shorthanded goals	SOG	Shots on goal	SVS	Saves
TOT	Total	TPP	Time on power play	TS	Total shots	W	Wins




Shot Chart

射门表

KAZ - JPN

Shots by JPN

Goals (o): 1 SSG (+): 15
SSP (<): 9 SPG (-): 7



GK 20 of KAZ



1st Period

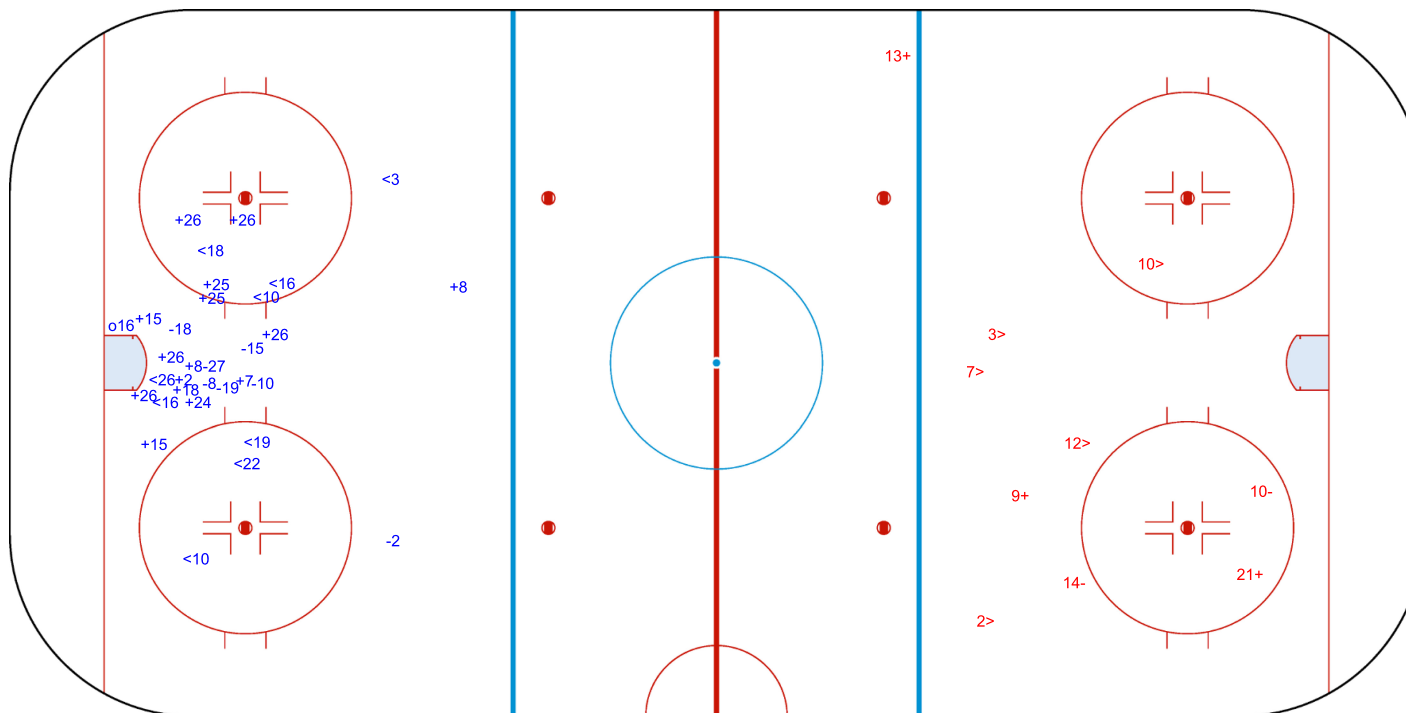


Shots by KAZ

Goals (o): 0 SSG (+): 3
SSP (>): 5 SPG (-): 2



GK 1 of JPN





WED 12 FEB 2025
Start Time 10:00

Women
女子

Preliminary round - Group A, Game 11
小组赛轮次 - A 组, 比赛 11




Shots by KAZ

Goals (o): 0

SSG (+): 3

SSP (<): 2

SPG (-): 0



GK 1 of JPN



2nd Period




Shots by JPN

Goals (o): 1

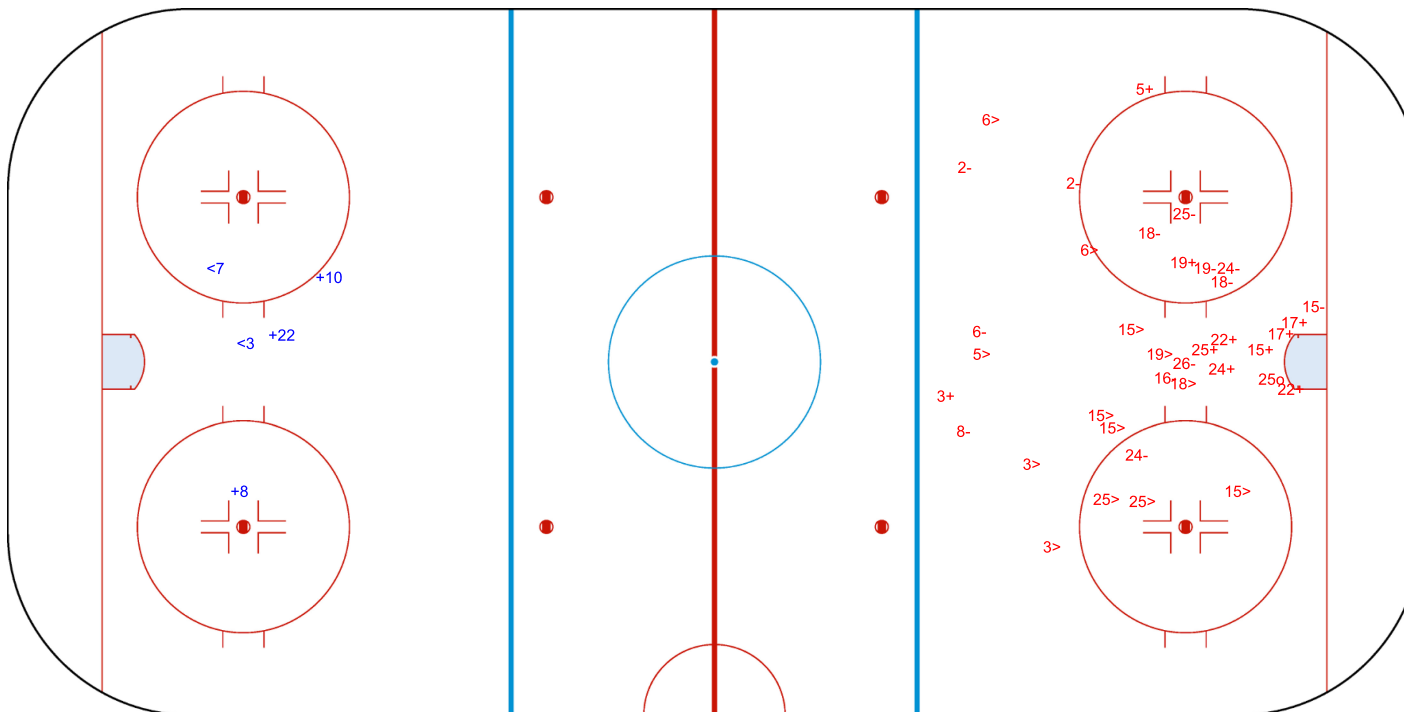
SSG (+): 10

SSP (>): 13

SPG (-): 13



GK 20 of KAZ





Shots by JPN
Goals (o): 2
SSP (<): 6
SSG (+): 12
SPG (-): 4



GK 20 of KAZ



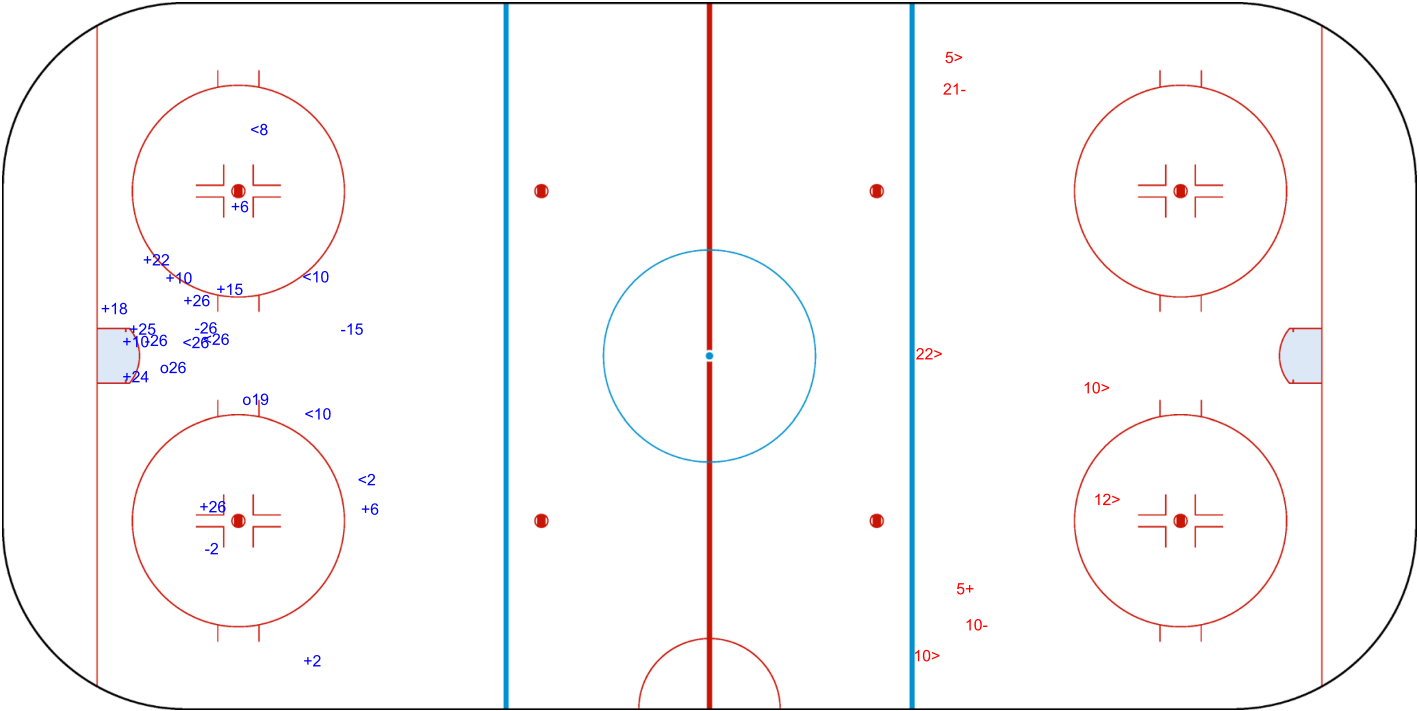
3rd Period



Shots by KAZ
Goals (o): 0
SSP (>): 5
SSG (+): 1
SPG (-): 2



GK 1 of JPN



Legend:							
GK	Goalkeeper	SPG	Shots past goal	SSG	Shots saved by goalkeeper	SSP	Shots saved by player

Face-off Chart

争球表

KAZ - JPN

1st PERIOD

	KAZ		JPN		KAZ		JPN		KAZ		JPN		
	Def. zone	Att. zone	Def. zone	Att. zone	Def. zone	Att. zone	Def. zone	Att. zone	Def. zone	Att. zone	Def. zone	Att. zone	
	- 5	+ 16	+ 18	- 19	+ 5	- 19	- 18	+ 16	- 12	+ 16			Total wins all zones
	- 18	+ 19	+ 18	- 18									
	+ 5	- 18	+ 5	- 16									
	- 18	+ 18	+ 12	- 16									
	- 5	+ 18											
Total wins / period	1 / 20%	4 / 80%	4 / 100%	0 / 0%	1 / 50%	1 / 50%			6 / 55%	5 / 45%			

2nd PERIOD

	KAZ		JPN		KAZ		JPN		KAZ		JPN		
	Def. zone	Att. zone	Def. zone	Att. zone	Def. zone	Att. zone	Def. zone	Att. zone	Def. zone	Att. zone	Def. zone	Att. zone	
	- 5	+ 18	- 18	+ 19	- 5	+ 19	- 18	+ 16	- 18	+ 19	- 18	+ 19	Total wins all zones
	+ 5	- 16	- 5	+ 18	+ 18	- 18							
	+ 5	- 19											
	+ 5	- 18											
	- 18	+ 19											
Total wins / period	3 / 50%	3 / 50%	0 / 0%	2 / 100%	1 / 50%	1 / 50%			4 / 40%	6 / 60%			

3rd PERIOD

	KAZ		JPN		KAZ		JPN		KAZ		JPN		
	Def. zone	Att. zone	Def. zone	Att. zone	Def. zone	Att. zone	Def. zone	Att. zone	Def. zone	Att. zone	Def. zone	Att. zone	
	- 5	+ 18	+ 18	- 19	- 12	+ 16	- 18	+ 16	- 18	+ 18			Total wins all zones
	- 18	+ 18	- 12	+ 18									
	- 18	+ 16	- 18	+ 19									
	- 18	+ 19	- 18	+ 19									
	+ 5	- 19											
Total wins / period	2 / 25%	6 / 75%	1 / 25%	3 / 75%	0 / 0%	2 / 100%			3 / 21%	11 / 79%			

TOTAL

	KAZ		JPN		KAZ		JPN		KAZ		JPN		
	Def. zone	Att. zone	Def. zone	Att. zone	Def. zone	Att. zone	Def. zone	Att. zone	Def. zone	Att. zone	Def. zone	Att. zone	
Total wins / game	6 / 32%	13 / 68%	5 / 50%	5 / 50%	2 / 33%	4 / 67%			13 / 37%	22 / 63%			

HEAD TO HEAD

		JPN							
	No.	16	18	19	Tot.	wins KAZ	Dz	Nz	Az
KAZ	5	2 - 1	2 - 4	3 - 1	13	7 54%	5 56%	1 50%	1 50%
	7		0 - 1	1 - 0	2	1 50%	1 50%		
	12	1 - 2	0 - 1	0 - 1	5	1 20%	0 0%	1 50%	0 0%
	18	0 - 1	2 - 4	2 - 6	15	4 27%	0 0%	3 50%	1 50%
	Tot.	7	14	14	35	13 37%	6 32%	5 50%	2 33%
	wins JPN	4 57%	10 71%	8 57%	22 63%				
	Dz	2 100%	1 50%	1 50%	4 67%				
	Nz	0 0%	2 67%	3 60%	5 50%				
	Az	2 67%	7 78%	4 57%	13 68%				

Legend:

Az Attacking zone Dz Defending zone No. Jersey number Nz Neutral zone Tot. Total face-offs played

Game Roster

比赛名单

CHN - KOR

Referees

NAKAYAMA Miyuki (JPN) , WAN Mei Wah (MAS)

Linespersons

MATSUO Kumiko (JPN) , WOON Yean Hui (MAS)

Goalkeepers

Team: CHN

No.	Name	GP	MIP	GA	SVS	SOG	SVS%	GAA
30	WANG Yuqing	0	00:00	0	0	0	0.00	0.00
39	LI Yiming	0	00:00	0	0	0	0.00	0.00
49	LAI Guimin	0	00:00	0	0	0	0.00	0.00

Team Roster

Team: CHN (Red)

No.	Pos.	Name	GP	G	A	PTS	PIM	+/-
2	D	YU Baiwei	0	0	0	0	0	0
7	F	ZHANG Mengying	0	0	0	0	0	0
9	F	KONG Minghui	0	0	0	0	0	0
10	F	WU Sijia	0	0	0	0	0	0
13	D	ZHAO Qinan	0	0	0	0	0	0
16	F	HU Jiayi	0	0	0	0	0	0
17	F	QU Yue	0	0	0	0	0	0
19	D	DU Sijia	0	0	0	0	0	0
21	D	LIU Siyang	0	0	0	0	0	0
23	F	FANG Xin	0	0	0	0	0	0
24	F	WANG Jiaxin	0	0	0	0	0	0
25	D	LIU Chunshuang	0	0	0	0	0	0
26	F	GUAN Yingying	0	0	0	0	0	0
28	F	YANG Jinglei	0	0	0	0	0	0
30	GK	WANG Yuqing	0	0	0	0	0	0
31	F	ZHANG Biyang	0	0	0	0	0	0
39	GK	LI Yiming	0	0	0	0	0	0
49	GK	LAI Guimin	0	0	0	0	0	0
61	F	GAO Ziyue	0	0	0	0	0	0
66	D	LI Qianhua	0	0	0	0	0	0
86	F	ZHAO Ziyu	0	0	0	0	0	0
94	D	WEN Lu	0	0	0	0	0	0
98	F	ZHU Rui	0	0	0	0	0	0

Head Coach: REJA Daniel John

Team: KOR

No.	Name	GP	MIP	GA	SVS	SOG	SVS%	GAA
1	PARK Jongju	0	00:00	0	0	0	0.00	0.00
20	BAE Jeongyeon	4	40:00	0	2	2	100.00	0.00
25	KIM Yeonju	4	202:01	3	24	27	88.89	0.89

Team: KOR (White)

No.	Pos.	Name	GP	G	A	PTS	PIM	+/-
1	GK	PARK Jongju	0	0	0	0	0	0
2	D	SONG Heeoh	4	0	1	1	0	0
3	F	EOM Suyeon	4	3	2	5	0	+6
4	F	PARK Minae	4	1	0	1	0	+1
5	D	LEE Sojung	4	0	2	2	0	+1
6	F	KANG Nara	4	0	3	3	0	+1
7	D	PARK Ye Eun	4	1	0	1	0	+1
8	D	KIM Selin	4	4	3	7	0	+10
9	F	PARK Jongah	4	1	5	6	0	+7
10	F	CHOI Jiyeon	4	2	5	7	2	+5
11	D	KIM Dowon	4	0	3	3	2	+8
12	F	JUNG Yewon	4	0	1	1	2	+1
13	F	LEE Eunji	4	2	2	4	0	+7
15	D	PARK Juyeon	4	0	1	1	0	0
16	F	LEE Eunji	4	2	6	8	0	+6
17	F	HAN Soojin	4	0	1	1	0	+2
18	F	HAN Yuan	4	1	0	1	2	+3
19	F	PARK Jiyeon	3	3	1	4	0	+3
20	GK	BAE Jeongyeon	4	0	0	0	0	0
22	F	JUNG Siyun	4	2	1	3	0	+5
23	D	KIM Minseo	4	0	1	1	0	+4
24	D	KANG Sihyun	4	0	0	0	0	+5
25	GK	KIM Yeonju	4	0	0	0	0	0

Head Coach: KIM Doyun

Legend:

+/-	Plus/minus net	A	Assists	D	Defender	F	Forward
G	Goals	GA	Goals against	GAA	Goals against as average per 60 minutes	GK	Goalkeeper
GP	Games played	MIP	Minutes and seconds played	No.	Jersey number	PIM	Penalties in minutes
Pos.	Position	PTS	Points	SOG	Shots on goal	SVS	Saves
SVS%	Saves in percentage						

Line-Ups 阵容

REVISED
12 FEB 13:31

CHN - KOR

Referees

NAKAYAMA Miyuki (JPN), WAN Mei Wah (MAS)

Linespersons

MATSUO Kumiko (JPN), WOON Yean Hui (MAS)

Goalkeepers

Team: CHN

No.	Name
30	WANG Yuqing
49	LAI Guimin

Team: KOR

No.	Name
1	PARK Jongju
25	KIM Yeonju

Team Line-ups

Team: CHN (Red)

No.	Pos.	Name
2	D	YU Baiwei +C
13	D	ZHAO Qinan +A
9	F	KONG Minghui
23	F	FANG Xin
98	F	ZHU Rui
19	D	DU Sijia
66	D	LI Qianhua
7	F	ZHANG Mengying +A
26	F	GUAN Yingying
86	F	ZHAO Ziyu
21	D	LIU Siyang
94	D	WEN Lu
10	F	WU Sijia
17	F	QU Yue
24	F	WANG Jiaxin
25	D	LIU Chunshuang
16	F	HU Jiayi
31	F	ZHANG Biyang
61	F	GAO Ziyi
28	F	YANG Jinglei

Head Coach: REJA Daniel John

NOT DRESSED:

39 GK LI Yiming

Team: KOR (White)

No.	Pos.	Name
8	D	KIM Selin
11	D	KIM Dowon
9	F	PARK Jongah
13	F	LEE Eunji +A
16	F	LEE Eunji
5	D	LEE Sojung
15	D	PARK Juyeon
17	F	HAN Soojin +C
18	F	HAN Yuan
19	F	PARK Jiyeon +A
7	D	PARK Ye Eun
24	D	KANG Sihyun
3	F	EOM Suyeon
10	F	CHOI Jiyeon
22	F	JUNG Siyun
2	D	SONG Heeoh
23	D	KIM Minseo
4	F	PARK Minae
6	F	KANG Nara

Head Coach: KIM Doyun

NOT DRESSED:

12 F JUNG Yewon
20 GK BAE Jeongyeon

Legend:

+A Alternate Captain +C Captain D Defender F Forward
No. Jersey number Pos. Position

REVISED

Revised to add player 28 to the line-up for team CHN

Timing & Results provided by BORNAN

Graphical Line-ups 阵容图

REVISED
12 FEB 13:32

CHN - KOR

Referees

NAKAYAMA Miyuki (JPN) , WAN Mei Wah (MAS)

Linespersons

MATSUO Kumiko (JPN) , WOON Yean Hui (MAS)

Team: CHN - China (Red)

Head Coach: REJA Daniel John

S1 49 LAI Guimin			
		30 WANG Yuqing	
S4 9 KONG Minghui	S5 23 FANG Xin	S6 98 ZHU Rui	
S2 2 YU Baiwei +C		S3 13 ZHAO Qinan +A	
86 ZHAO Ziyu	26 GUAN Yingying	7 ZHANG Mengying +A	
19 DU Sijia		66 LI Qianhua	
10 WU Sijia	24 WANG Jiaxin	17 QU Yue	
21 LIU Siyang		94 WEN Lu	
16 HU Jiayi	31 ZHANG Biyang	61 GAO Ziye	
25 LIU Chunshuang			
		28 YANG Jinglei	

Team: KOR - Republic of Korea (White)

Head Coach: KIM Doyun

S1 25 KIM Yeonju			
		1 PARK Jongju	
S4 9 PARK Jongah	S6 16 LEE Eunji	S5 13 LEE Eunji +A	
S2 8 KIM Selin		S3 11 KIM Dowon	
18 HAN Yuan	17 HAN Soojin +C	19 PARK Jiyeon +A	
5 LEE Sojung		15 PARK Juyeon	
10 CHOI Jiyeon	3 EOM Suyeon	22 JUNG Siyun	
24 KANG Sihyun		7 PARK Ye Eun	
4 PARK Minae	6 KANG Nara	2 SONG Heeoh	
23 KIM Minseo			

Legend:

+A Alternate Captain +C Captain Sn Starting position

REVISED

Revised to add player 28 to the line-up for team CHN

Timing & Results provided by BORNAN



WED 12 FEB 2025
Start Time 14:00
End Time 15:56

Preliminary round - Group A, Game 12
小组赛轮次 - A组, 比赛 12

Game Summary 比赛总结

CHN - KOR 2 - 1 (1 - 0, 0 - 1, 1 - 0)

Spectators	Referees	Linespersons
1187	NAKAYAMA Miyuki (JPN) , WAN Mei Wah (MAS)	MATSUO Kumiko (JPN) , WOON Yean Hui (MAS)

Team Statistics

Period	Score	SVS	SOG	PIM	TPP	PPG	SHG
1	1 : 0	11 : 6	7 : 11	5 : 2	02:00 : 05:00	0 : 0	0 : 0
2	0 : 1	4 : 10	10 : 5	2 : 2	02:00 : 01:31	0 : 0	0 : 0
3	1 : 0	8 : 6	7 : 8	2 : 2	02:00 : 02:29	0 : 0	0 : 0
Total	2 : 1	23 : 22	24 : 24	9 : 6	06:00 : 09:00	0 : 0	0 : 0

1st Period

Action	Time	ET/Res	Team	Type	No.	Name	(G)	Name of Assistant(s) / Action Description
GK	00:00		KOR		25	KIM Yeonju		- Goalkeeper in
GK	00:00		CHN		49	LAI Guimin		- Goalkeeper in
Penalty	05:07	07:07	KOR	2 min.	11	KIM Dowon		- Holding an opponent
Goal	10:50	1 : 0	CHN	EQ	10	WU Sijia	(1)	24 WANG Jiaxin On Ice CHN 49 2 10 13 24 98 KOR 25 2 4 5 6 15
Penalty	13:12	18:12	CHN	5 min.	66	LI Qianhua		- Boarding

2nd Period

Action	Time	ET/Res	Team	Type	No.	Name	(G)	Name of Assistant(s) / Action Description
Goal	25:44	1 : 1	KOR	EQ	3	EOM Suyeon	(4)	19 PARK Jiyeon On Ice CHN 49 2 10 21 24 98 KOR 25 3 5 15 18 19
Penalty	34:22	36:22	KOR	2 min.	17	HAN Soojin		- Hooking
Penalty	38:29	40:29	CHN	2 min.	7	ZHANG Mengying		- Hooking

3rd Period

Action	Time	ET/Res	Team	Type	No.	Name	(G)	Name of Assistant(s) / Action Description
Penalty	46:13	48:13	CHN	2 min.	24	WANG Jiaxin		- Illegal Hit
Goal	48:38	2 : 1	CHN	EQ	23	FANG Xin	(1)	24 WANG Jiaxin On Ice CHN 49 2 9 13 23 98 9 KONG Minghui KOR 25 3 5 17 18 19
Penalty	53:53	55:53	KOR	2 min.	17	HAN Soojin		- Interference
GK	59:51		KOR					25 KIM Yeonju - Goalkeeper out
Time-out	59:51		KOR					
GK	60:00		CHN					49 LAI Guimin - Goalkeeper out

Goalkeeper Records

Team : CHN - China

No.	Name	SOG	SVS	MIP
49	LAI Guimin	24	23	60:00
30	WANG Yuqing			

Team : KOR - Republic of Korea

No.	Name	SOG	SVS	MIP
25	KIM Yeonju	24	22	59:51
1	PARK Jongju			

Game Statistics

Team : CHN (Red)																							
Head Coach : REJA Daniel John											Shots on Goal				Time on Ice								
No.	Pos.	Name	G	A	P	PIM	FO+	FO-	FO+/-	FO%	1	2	3	OT	TS	+/-	1	2	3	OT	TOT	SHF	AVG
2	D	YU Baiwei +C	0	0	0	0	0	0	0	0.00	1	0	0		1	+1	4:58	9:27	6:45		21:10	22	0:57
9	F	KONG Minghui	0	1	1	0	1	0	1	100.00	0	1	1		2	+1	5:45	9:07	9:03		23:55	26	0:55
13	D	ZHAO Qinan +A	0	0	0	0	0	0	0	0.00	1	0	0		1	+2	8:08	8:48	9:03		25:59	28	0:55
23	F	FANG Xin	1	0	1	0	18	7	11	72.00	0	0	1		1	+1	5:21	8:02	7:35		20:58	26	0:48
98	F	ZHU Rui	0	0	0	0	0	0	0	0.00	1	2	1		4	+1	5:12	8:20	5:18		18:50	23	0:49
7	F	ZHANG Mengying +A	0	0	0	2	0	3	-3	0.00	0	1	1		2	0	7:28	3:45	9:27		20:40	21	0:59
19	D	DU Sijia	0	0	0	0	0	0	0	0.00	0	1	0		1	0	5:07	5:03	4:38		14:48	17	0:52
26	F	GUAN Yingying	0	0	0	0	4	2	2	66.67	1	0	1		2	0	6:13	3:29	6:09		15:51	20	0:47
66	D	LI Qianhua	0	0	0	5	0	0	0	0.00	0	1	0		1	0	4:39	6:10	6:01		16:50	20	0:50

Timing & Results provided by BORNAN



WED 12 FEB 2025
Start Time 14:00
End Time 15:56

Preliminary round - Group A, Game 12
小组赛轮次 - A组, 比赛 12

Head Coach : REJA Daniel John										Shots on Goal					Time on Ice								
No.	Pos.	Name	G	A	P	PIM	FO+	FO-	FO+/-	FO%	1	2	3	OT	TS	+/-	1	2	3	OT	TOT	SHF	AVG
86	F	ZHAO Ziyu	0	0	0	0	0	0	0	0.00	0	0	0	0	0	0	3:26	1:03	0:52		5:21	6	0:53
10	F	WU Sijia	1	0	1	0	0	0	0	0.00	1	0	1		2	0	4:47	3:29	4:52		13:08	14	0:56
17	F	QU Yue	0	0	0	0	0	0	0	0.00	0	0	0		0	0	7:23	4:17	4:46		16:26	16	1:01
21	D	LIU Siyang	0	0	0	0	0	0	0	0.00	1	0	0		1	-1	7:07	2:32	0:00		9:39	11	0:52
24	F	WANG Jiaxin	0	2	2	2	12	2	10	85.71	1	1	0		2	0	6:30	4:01	4:54		15:25	17	0:54
94	D	WEN Lu	0	0	0	0	0	0	0	0.00	0	1	0		1	0	3:28	3:08	5:04		11:40	14	0:50
16	F	HU Jiayi	0	0	0	0	0	0	0	0.00	0	0	0		0	0	1:19	3:21	0:00		4:40	5	0:56
25	D	LIU Chunshuang	0	0	0	0	0	0	0	0.00	0	0	0		0	0	0:00	2:32	6:05		8:37	9	0:57
31	F	ZHANG Biyang	0	0	0	0	2	3	-1	40.00	0	1	0		1	0	3:22	4:47	0:47		8:56	9	0:59
61	F	GAO Ziyi	0	0	0	0	0	0	0	0.00	0	1	0		1	0	3:52	4:22	0:48		9:02	8	1:07
28	F	YANG Jinglei	0	0	0	0	0	0	0	0.00	0	0	1		1	0	0:55	2:46	5:24		9:05	14	0:38
30	GK	WANG Yuqing	0	0	0	0					0	0	0		0								
49	GK	LAI Guimin	0	0	0	0					0	0	0		0								
Total			2	3	5	9	37	17	20	68.52	7	10	7		24								

Team : KOR (White)

Head Coach : KIM Doyun										Shots on Goal					Time on Ice								
No.	Pos.	Name	G	A	P	PIM	FO+	FO-	FO+/-	FO%	1	2	3	OT	TS	+/-	1	2	3	OT	TOT	SHF	AVG
8	D	KIM Selin	0	0	0	0	0	0	0	0.00	2	0	0		2	0	6:19	7:30	6:40		20:29	30	0:40
9	F	PARK Jongah	0	0	0	0	0	0	0	0.00	0	2	3		5	0	8:17	7:15	8:08		23:40	27	0:52
11	D	KIM Dowon	0	0	0	2	0	0	0	0.00	0	0	0		0	0	5:21	6:02	5:56		17:19	26	0:39
13	F	LEE Eunji +A	0	0	0	0	1	3	-2	25.00	1	0	1		2	0	7:03	7:11	6:51		21:05	28	0:45
16	F	LEE Eunji	0	0	0	0	7	11	-4	38.89	0	0	0		0	0	5:25	5:05	5:48		16:18	23	0:42
5	D	LEE Sojung	0	0	0	0	0	0	0	0.00	1	0	0		1	-1	8:30	8:11	8:25		25:06	30	0:50
15	D	PARK Juyeon	0	0	0	0	0	0	0	0.00	0	0	0		0	0	7:36	7:04	6:59		21:39	22	0:59
17	F	HAN Soojin +C	0	0	0	4	6	11	-5	35.29	2	0	1		3	-1	5:47	6:00	7:01		18:48	26	0:43
18	F	HAN Yuan	0	0	0	0	0	0	0	0.00	0	1	0		1	0	4:57	6:22	5:40		16:59	25	0:40
19	F	PARK Jiyeon +A	0	1	1	0	1	0	1	100.00	1	0	0		1	0	7:59	7:37	6:09		21:45	29	0:45
3	F	EOM Suyeon	1	0	1	0	0	8	-8	0.00	1	1	1		3	0	7:25	5:17	5:35		18:17	26	0:42
7	D	PARK Ye Eun	0	0	0	0	0	0	0	0.00	0	0	0		0	0	1:17	0:00	0:00		1:17	1	1:17
10	F	CHOI Jiyeon	0	0	0	0	0	2	-2	0.00	1	0	0		1	0	4:55	4:39	3:40		13:14	20	0:39
22	F	JUNG Siyun	0	0	0	0	0	0	0	0.00	0	0	0		0	0	2:53	3:31	3:07		9:31	13	0:43
24	D	KANG Sihyun	0	0	0	0	0	0	0	0.00	0	0	1		1	0	6:29	5:00	4:22		15:51	20	0:47
2	D	SONG Heeoh	0	0	0	0	0	0	0	0.00	1	0	0		1	-1	2:56	1:49	3:14		7:59	14	0:34
4	F	PARK Minae	0	0	0	0	0	0	0	0.00	0	0	1		1	-1	2:20	2:19	3:05		7:44	14	0:33
6	F	KANG Nara	0	0	0	0	2	2	0	50.00	1	0	0		1	-1	2:31	2:26	3:15		8:12	14	0:35
23	D	KIM Minseo	0	0	0	0	0	0	0	0.00	0	1	0		1	0	0:00	4:42	4:14		8:56	13	0:41
1	GK	PARK Jongju	0	0	0	0					0	0	0		0								
25	GK	KIM Yeonju	0	0	0	0					0	0	0		0								
Total			1	1	2	6	17	37	-20	31.48	11	5	8		24								

Group A

R	Team	GP	W	OTW	OTL	L	GDF	GF:GA	PTS
1	JPN	1	1	0	0	0	+4	4 : 0	3
2	CHN	1	1	0	0	0	+1	2 : 1	3
3	KOR	1	0	0	0	1	-1	1 : 2	0
4	KAZ	1	0	0	0	1	-4	0 : 4	0

	CHN	JPN	KAZ	KOR
CHN	*****	FRI 14 FEB 14:00	THU 13 FEB 14:00	2:1
JPN	FRI 14 FEB 14:00	*****	4:0	THU 13 FEB 10:00
KAZ	THU 13 FEB 14:00	0:4	*****	FRI 14 FEB 10:00
KOR	1:2	THU 13 FEB 10:00	FRI 14 FEB 10:00	*****



Legend:							
(G)	Goals in tournament	+/-	Plus/minus net	+A	Alternate Captain	+C	Captain
A	Assists	AVG	Average time on ice / shift	D	Defender	EQ	Equal strength
ET/Res	Penalty end time/Result of game	F	Forward	FO%	Face-offs won as percentage	FO+	Face-offs won
FO-	Face-offs lost	FO+/-	Face-offs net	G	Goals	GA	Goals against
GDF	Goal difference	GF	Goals for	GK	Goalkeeper	GP	Games played
L	Losses	MIP	Minutes in play (GK)	No.	Jersey number	OT	Overtime
OTL	Overtime losses	OTW	Overtime wins	P	Points	PIM	Penalties in minutes
Pos.	Position	PPG	Power play goals	PTS	Points	R	Rank
SHF	Number of shifts	SHG	Shorthanded goals	SOG	Shots on goal	SVS	Saves
TOT	Total	TPP	Time on power play	TS	Total shots	W	Wins

Shot Chart

射门表

CHN - KOR

Shots by CHN

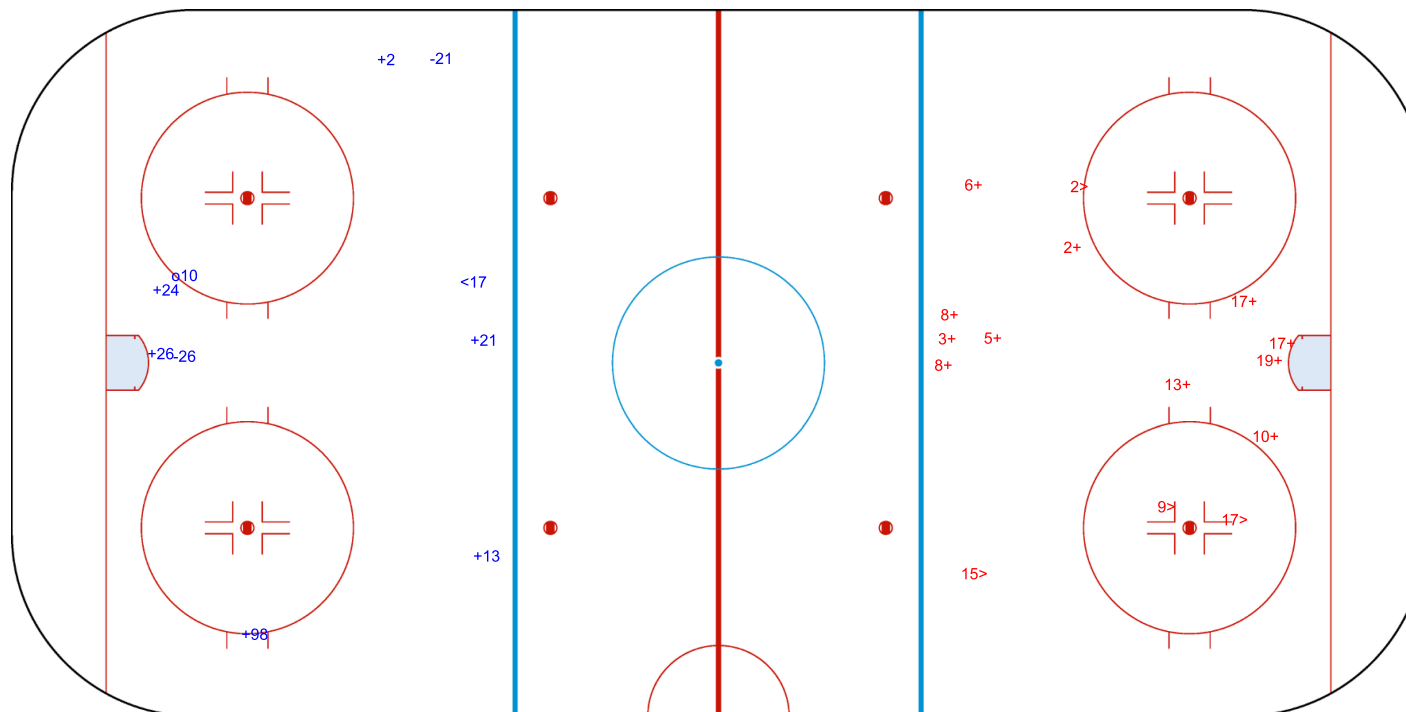
Goals (o): 1 SSG (+): 6
SSP (<): 1 SPG (-): 2



GK 25 of KOR




1st Period



Shots by KOR

Goals (o): 0 SSG (+): 11
SSP (>): 4 SPG (-): 0



GK 49 of CHN



Shots by KOR

Goals (o): 1

SSG (+): 4

SSP (<): 4

SPG (-): 3

03

GK 49 of CHN



2nd Period



Shots by CHN

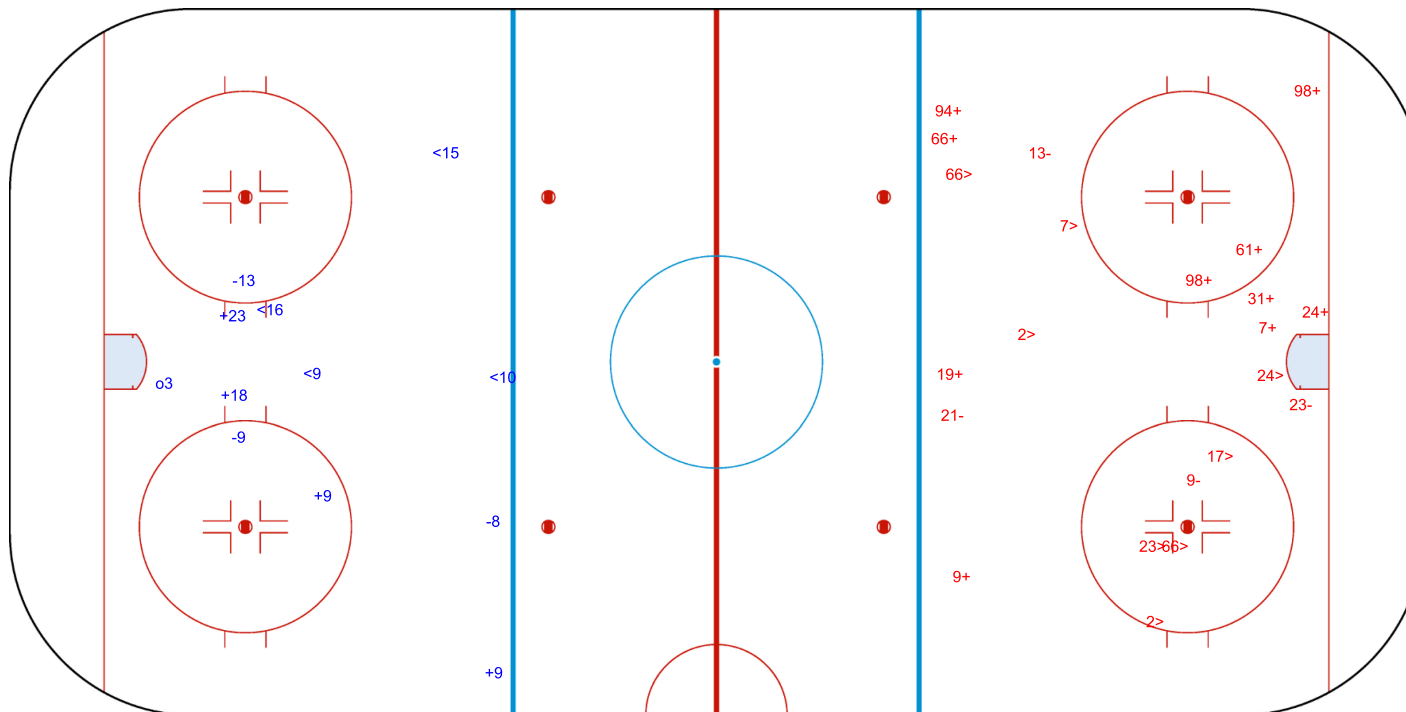
Goals (o): 0

SSG (+): 10

SSP (>): 8

SPG (-): 4

GK 25 of KOR





Shots by CHN
Goals (o): 1
SSP (<): 3
SSG (+): 6
SPG (-): 4



GK 25 of KOR



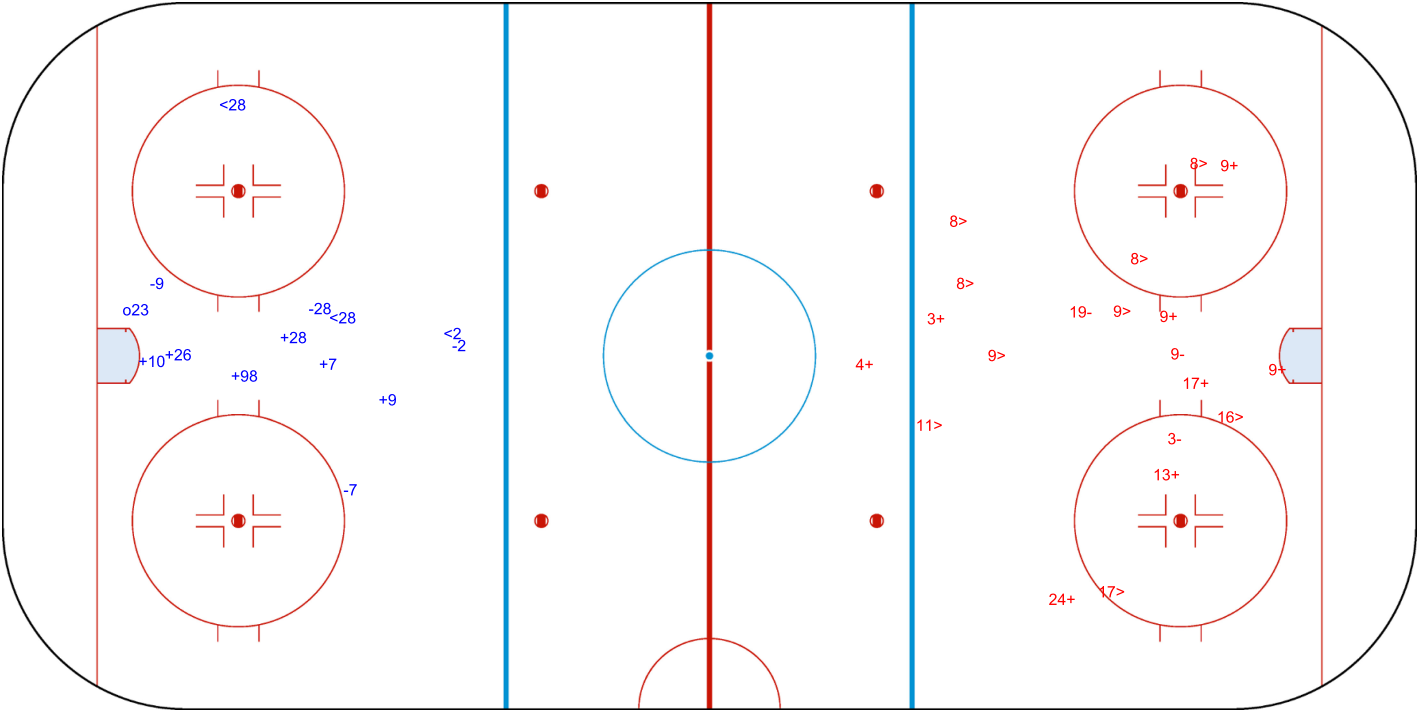
3rd Period



Shots by KOR
Goals (o): 0
SSP (>): 9
SSG (+): 8
SPG (-): 3



GK 49 of CHN



Legend:							
GK	Goalkeeper	SPG	Shots past goal	SSG	Shots saved by goalkeeper	SSP	Shots saved by player

Face-off Chart

争球表

CHN - KOR

1st PERIOD

	CHN		KOR		CHN		KOR		CHN		KOR		
	Def. zone	Att. zone	Def. zone	Att. zone	Neutral zone	Def. zone	Att. zone	Neutral zone	Def. zone	Att. zone	Def. zone	Att. zone	
	+ 24	- 10	- 23	+ 16	- 23	+ 16	+ 23	- 17	+ 23	- 17	- 7	+ 17	Total wins all zones
	+ 23	- 16	+ 24	- 3	+ 24	- 3	- 7	+ 17	- 7	+ 17	+ 24	- 17	
	- 7	+ 17	+ 23	- 16	+ 23	- 16	+ 24	- 17	+ 24	- 17	- 24	+ 16	
	- 7	+ 17	+ 23	- 16	+ 23	- 16	- 24	+ 16	- 24	+ 16			
	- 7	+ 17	- 31	+ 16	- 31	+ 16							
Total wins / period	2 / 50%	2 / 50%	3 / 60%	2 / 40%	2 / 50%	2 / 50%	7 / 54%	6 / 46%					

2nd PERIOD

	CHN		KOR		CHN		KOR		CHN		KOR		
	Def. zone	Att. zone	Def. zone	Att. zone	Neutral zone	Def. zone	Att. zone	Neutral zone	Def. zone	Att. zone	Def. zone	Att. zone	
	- 23	+ 16	+ 23	- 16	+ 23	- 16	+ 23	- 16	+ 23	- 16	+ 23	- 16	Total wins all zones
	+ 24	- 17	+ 24	- 3	+ 24	- 3	+ 23	- 3	+ 23	- 3	+ 24	- 17	
	+ 23	- 10	+ 23	- 3	+ 23	- 3	+ 24	- 16	+ 24	- 16	+ 24	- 17	
	- 23	+ 16	+ 23	- 3	+ 23	- 3	+ 24	- 16	+ 24	- 16	+ 24	- 17	
	- 23	+ 16	+ 24	- 16	+ 24	- 16	+ 23	- 13	+ 31	- 17	+ 23	- 3	
	- 31	+ 17	+ 23	- 13	+ 23	- 13	+ 31	- 16	+ 31	- 16	+ 23	- 13	
	+ 23	- 16	- 31	+ 19	- 31	+ 19	+ 23	- 13	+ 23	- 13			
Total wins / period	3 / 43%	4 / 57%	6 / 86%	1 / 14%	9 / 100%	0 / 0%	18 / 78%	5 / 22%					

3rd PERIOD

	CHN		KOR		CHN		KOR		CHN		KOR		
	Def. zone	Att. zone	Def. zone	Att. zone	Neutral zone	Def. zone	Att. zone	Neutral zone	Def. zone	Att. zone	Def. zone	Att. zone	
	+ 9	- 6	+ 26	- 17	+ 26	- 17	+ 23	- 16	+ 23	- 16	+ 23	- 16	Total wins all zones
	- 26	+ 16	- 26	+ 6	- 26	+ 6	+ 24	- 3	+ 24	- 3	+ 26	- 17	
	- 23	+ 17	+ 26	- 3	+ 26	- 3	+ 26	- 17	+ 26	- 17	- 23	+ 13	
	+ 24	- 16	+ 24	- 6	+ 24	- 6							
	- 24	+ 17											
	+ 23	- 17											
	+ 23	- 13											
	- 23	+ 6											
	+ 26	- 17											
	+ 23	- 17											
Total wins / period	6 / 60%	4 / 40%	3 / 75%	1 / 25%	3 / 75%	1 / 25%	12 / 67%	6 / 33%					

TOTAL

	CHN		KOR		CHN		KOR		CHN		KOR		
	Def. zone	Att. zone	Def. zone	Att. zone	Neutral zone	Def. zone	Att. zone	Neutral zone	Def. zone	Att. zone	Def. zone	Att. zone	
Total wins / game	11 / 52%	10 / 48%	12 / 75%	4 / 25%	14 / 82%	3 / 18%	37 / 69%	17 / 31%					

HEAD TO HEAD

	No.	KOR							Tot.	wins CHN	Dz	Nz	Az
		3	6	10	13	16	17	19					
CHN	7						0 - 3		3	0 0%	0 0%		0 0%
	9		1 - 0						1	1 100%	1 100%		
	23	4 - 0	0 - 1	1 - 0	3 - 1	7 - 4	3 - 1		25	18 72%	6 55%	6 86%	6 86%
	24	3 - 0	1 - 0	1 - 0		3 - 1	4 - 1		14	12 86%	3 75%	4 100%	5 83%
	26	1 - 0	0 - 1			0 - 1	3 - 0		6	4 67%	1 50%	2 67%	1 100%
	31					1 - 1	1 - 1	0 - 1	5	2 40%	0 0%	0 0%	2 100%
Tot.		8	4	2	4	18	17	1	54	37 69%	11 52%	12 75%	14 82%
wins KOR		0 0%	2 50%	0 0%	1 25%	7 39%	6 35%	1 100%	17 31%				
Dz		0 0%			1 50%	1 20%	1 14%		3 18%				
Nz		0 0%	1 50%		0 0%	2 33%	0 0%	1 100%	4 25%				
Az			1 50%	0 0%	0 0%	4 57%	5 56%		10 48%				

Legend:

Az Attacking zone Dz Defending zone No. Jersey number Nz Neutral zone Tot. Total face-offs played

Game Roster

比赛名单

JPN - KOR

Referees

LIU Lu (CHN) , SONG Meina (CHN)

Linespersons

WANG Hui (CHN) , ZHANG Wenxi (CHN)

Goalkeepers

Team: JPN

No.	Name	GP	MIP	GA	SVS	SOG	SVS%	GAA
1	KAWAGUCHI Riko	1	60:00	0	7	7	100.00	0.00
20	KUROMARU Haruka	1	00:00	0	0	0	0.00	0.00
29	MASUHARA Miyuu	0	00:00	0	0	0	0.00	0.00

Team Roster

Team: JPN (Black)

No.	Pos.	Name	GP	G	A	PTS	PIM	+/-
1	GK	KAWAGUCHI Riko	1	0	0	0	0	
2	D	KOIKE Shiori	1	0	0	0	0	+1
3	D	SHIGA Aoi	1	0	2	2	0	+2
5	D	YAMASHITA Shiori	1	0	0	0	0	+1
6	D	SATO Kohane	1	0	2	2	0	+2
7	D	SEKI Kanami	1	0	0	0	0	+1
8	D	HOSOYAMADA Akane	1	0	0	0	0	+1
10	F	YAMASHITA Hikaru	1	0	1	1	0	+1
15	F	UKITA Rui	1	0	2	2	0	+3
16	F	ENOMOTO Yoshino	1	1	0	1	0	+1
17	F	KUROSU Wakana	1	0	0	0	0	0
18	F	MAEDA Suzuka	1	0	0	0	0	+1
19	F	ITO Makoto	1	1	0	1	0	+2
20	GK	KUROMARU Haruka	1	0	0	0	0	
22	F	KOYAMA Remi	1	0	0	0	0	+1
23	F	NORO Rio	1	0	0	0	0	0
24	F	MIURA Mei	1	0	0	0	0	0
25	F	NORO Riri	1	1	0	1	2	+2
26	F	WAJIMA Yumeka	1	1	1	2	0	+1
27	F	TADA Ai	1	0	0	0	0	0
29	GK	MASUHARA Miyuu	0	0	0	0	0	

Head Coach: IIZUKA Yuji

Team: KOR

No.	Name	GP	MIP	GA	SVS	SOG	SVS%	GAA
1	PARK Jongju	1	00:00	0	0	0	0.00	0.00
20	BAE Jeongyeon	4	40:00	0	2	2	100.00	0.00
25	KIM Yeonju	5	261:52	5	46	51	90.20	1.15

Team: KOR (White)

No.	Pos.	Name	GP	G	A	PTS	PIM	+/-
1	GK	PARK Jongju	1	0	0	0	0	
2	D	SONG Heeoh	5	0	1	1	0	-1
3	F	EOM Suyeon	5	4	2	6	0	+6
4	F	PARK Minae	5	1	0	1	0	0
5	D	LEE Sojung	5	0	2	2	0	0
6	F	KANG Nara	5	0	3	3	0	0
7	D	PARK Ye Eun	5	1	0	1	0	+1
8	D	KIM Selin	5	4	3	7	0	+10
9	F	PARK Jongah	5	1	5	6	0	+7
10	F	CHOI Jiyeon	5	2	5	7	2	+5
11	D	KIM Dowon	5	0	3	3	4	+8
12	F	JUNG Yewon	4	0	1	1	2	+1
13	F	LEE Eunji	5	2	2	4	0	+7
15	D	PARK Juyeon	5	0	1	1	0	0
16	F	LEE Eunji	5	2	6	8	0	+6
17	F	HAN Soojin	5	0	1	1	4	+1
18	F	HAN Yuan	5	1	0	1	2	+3
19	F	PARK Jiyeon	4	3	2	5	0	+3
20	GK	BAE Jeongyeon	4	0	0	0	0	
22	F	JUNG Siyun	5	2	1	3	0	+5
23	D	KIM Minseo	5	0	1	1	0	+4
24	D	KANG Sihyun	5	0	0	0	0	+5
25	GK	KIM Yeonju	5	0	0	0	0	

Head Coach: KIM Doyun

Legend:

+/-	Plus/minus net	A	Assists	D	Defender	F	Forward
G	Goals	GA	Goals against	GAA	Goals against as average per 60 minutes	GK	Goalkeeper
GP	Games played	MIP	Minutes and seconds played	No.	Jersey number	PIM	Penalties in minutes
Pos.	Position	PTS	Points	SOG	Shots on goal	SVS	Saves
SVS%	Saves in percentage						

Line-Ups

阵容

JPN - KOR

Referees

LIU Lu (CHN), SONG Meina (CHN)

Linespersons

WANG Hui (CHN), ZHANG Wenxi (CHN)

Goalkeepers

Team: JPN

No.	Name
20	KUROMARU Haruka
29	MASUHARA Miyuu

Team Line-ups

Team: JPN (Black)

No.	Pos.	Name
3	D	SHIGA Aoi
6	D	SATO Kohane
15	F	UKITA Rui +A
19	F	ITO Makoto
25	F	NORO Riri
2	D	KOIKE Shiori +C
8	D	HOSOYAMADA Akane +A
18	F	MAEDA Suzuka
24	F	MIURA Mei
26	F	WAJIMA Yumeka
5	D	YAMASHITA Shiori
7	D	SEKI Kanami
10	F	YAMASHITA Hikaru
16	F	ENOMOTO Yoshino
22	F	KOYAMA Remi
17	F	KUROSU Wakana
23	F	NORO Rio
27	F	TADA Ai

Head Coach: IIZUKA Yuji

NOT DRESSED:

1 GK KAWAGUCHI Riko

Team: KOR

No.	Name
1	PARK Jongju
25	KIM Yeonju

Team: KOR (White)

No.	Pos.	Name
5	D	LEE Sojung
24	D	KANG Sihyun
9	F	PARK Jongah
13	F	LEE Eunji +A
16	F	LEE Eunji
15	D	PARK Juyeon
3	F	EOM Suyeon
17	F	HAN Soojin +C
18	F	HAN Yuan
19	F	PARK Jiyeon +A
2	D	SONG Heeoh
23	D	KIM Minseo
6	F	KANG Nara
10	F	CHOI Jiyeon
22	F	JUNG Siyun
4	F	PARK Minae
12	F	JUNG Yewon

Head Coach: KIM Doyun

NOT DRESSED:

7 D PARK Ye Eun
8 D KIM Selin
11 D KIM Dowon
20 GK BAE Jeongyeon

Legend:

+A Alternate Captain
No. Jersey number

+C Captain
Pos. Position

D Defender

F Forward

Graphical Line-ups

阵容图

JPN - KOR

Referees

LIU Lu (CHN) , SONG Meina (CHN)

Linespersons

WANG Hui (CHN) , ZHANG Wenxi (CHN)

Team: JPN - Japan (Black)

Head Coach: IIZUKA Yuji

S1 20 KUROMARU Haruka		29 MASUHARA Miyuu	
S6 25 NORO Riri	S5 19 ITO Makoto	S4 15 UKITA Rui +A	
S2 3 SHIGA Aoi		S3 6 SATO Kohane	
26 WAJIMA Yumeka	18 MAEDA Suzuka	24 MIURA Mei	
2 KOIKE Shiori +C		8 HOSoyAMADA Akane +A	
10 YAMASHITA Hikaru	16 ENOMOTO Yoshino	22 KOYAMA Remi	
7 SEKI Kanami		5 YAMASHITA Shiori	
17 KUROSU Wakana	23 NORO Rio	27 TADA Ai	

Team: KOR - Republic of Korea (White)

Head Coach: KIM Doyun

S1 25 KIM Yeonju		1 PARK Jongju	
S4 9 PARK Jongah	S6 16 LEE Eunji	S5 13 LEE Eunji +A	
S2 5 LEE Sojung		S3 24 KANG Sihyun	
18 HAN Yuan	17 HAN Soojin +C	19 PARK Jiyeon +A	
15 PARK Juyeon		3 EOM Suyeon	
10 CHOI Jiyeon	6 KANG Nara	22 JUNG Siyun	
23 KIM Minseo		2 SONG Heeoh	
4 PARK Minae		12 JUNG Yewon	

Legend:

+A Alternate Captain

+C Captain

Sn

Starting position

Timing & Results provided by BORNAN



THU 13 FEB 2025
Start Time 10:00
End Time 11:47

Preliminary round - Group A, Game 13
小组赛轮次 - A 组, 比赛 13

Game Summary 比赛总结

JPN - KOR 6 - 0 (3 - 0, 2 - 0, 1 - 0)

Spectators	Referees	Linespersons
979	LIU Lu (CHN), SONG Meina (CHN)	WANG Hui (CHN), ZHANG Wenxi (CHN)

Team Statistics

Period	Score	SVS	SOG	PIM	TPP	PPG	SHG
1	3 : 0	1 : 9	12 : 1	2 : 0	00:00 : 02:00	0 : 0	0 : 0
2	2 : 0	5 : 16	18 : 5	0 : 2	02:00 : 00:00	0 : 0	0 : 0
3	1 : 0	3 : 14	15 : 3	2 : 0	00:00 : 00:34	0 : 0	0 : 0
Total	6 : 0	9 : 39	45 : 9	4 : 2	02:00 : 02:34	0 : 0	0 : 0

1st Period

Action	Time	ET/Res	Team	Type	No.	Name	(G)	Name of Assistant(s) / Action Description
GK	00:00		JPN		20	KUROMARU Haruka	-	Goalkeeper in
GK	00:00		KOR		25	KIM Yeonju	-	Goalkeeper in
Goal	10:47	1 : 0	JPN	EQ	15	UKITA R	(1)	6 SATO Kohane On Ice JPN 20 3 6 15 16 17 KOR 25 3 15 17 18 19
Penalty	12:48	14:48	JPN	2 min.	-	Team penalty	-	Too Many Players / Served by: 25 NORO Riri
Goal	15:12	2 : 0	JPN	EQ	15	UKITA R	(2)	22 KOYAMA Remi On Ice JPN 20 3 6 15 19 22 19 ITO Makoto KOR 25 2 4 6 12 23
Goal	18:17	3 : 0	JPN	EQ	26	WAJIMA Yumeka	(2)	19 ITO Makoto On Ice JPN 20 2 8 19 24 26 8 HOSOYAMADA KOR 25 2 3 17 18 19 Akane

2nd Period

Action	Time	ET/Res	Team	Type	No.	Name	(G)	Name of Assistant(s) / Action Description
GK	20:00		KOR		1	PARK Jongju	-	Goalkeeper in 25 KIM Yeonju - Goalkeeper out
Goal	24:49	4 : 0	JPN	EQ	18	MAEDA Suzuka	(1)	26 WAJIMA Yumeka On Ice JPN 20 7 8 17 18 24 2 KOIKE Shiori KOR 1 5 17 18 19 24
Penalty	30:36	32:36	KOR	2 min.	15	PARK Juyeon	-	Interference
Goal	32:40	5 : 0	JPN	EQ	26	WAJIMA Yumeka	(3)	18 MAEDA Suzuka On Ice JPN 20 2 8 18 22 26 2 KOIKE Shiori KOR 1 3 9 13 15 24

3rd Period

Action	Time	ET/Res	Team	Type	No.	Name	(G)	Name of Assistant(s) / Action Description
Goal	53:44	6 : 0	JPN	EQ	18	MAEDA Suzuka	(2)	24 MIURA Mei On Ice JPN 20 2 8 18 24 26 2 KOIKE Shiori KOR 1 2 4 6 12 23
Penalty	59:26	60:00	JPN	2 min.	8	HOSOYAMADA Akane	-	Cross-Checking
GK	60:00		JPN					20 KUROMARU Haruka - Goalkeeper out
GK	60:00		KOR					1 PARK Jongju - Goalkeeper out

Goalkeeper Records

Team : JPN - Japan

Team : KOR - Republic of Korea

No.	Name	SOG	SVS	MIP
20	KUROMARU Haruka	9	9	60:00
29	MASUHARA Miyuu			

No.	Name	SOG	SVS	MIP
1	PARK Jongju	33	30	40:00
25	KIM Yeonju	12	9	20:00

Game Statistics

Team : JPN (Black)																							
Head Coach : IIZUKA Yuji										Shots on Goal					Time on Ice								
No.	Pos.	Name	G	A	P	PIM	FO+	FO-	FO+/-	FO%	1	2	3	OT	TS	+/-	1	2	3	OT	TOT	SHF	AVG
3	D	SHIGA Aoi	0	0	0	0	0	0	0	0.00	0	1	0		1	+2	5:33	9:15	6:32		21:20	23	0:55
6	D	SATO Kohane	0	1	1	0	0	0	0	0.00	1	1	0		2	+2	5:25	8:46	7:16		21:27	23	0:55
15	F	UKITA Rui +A	2	0	2	0	0	0	0	0.00	4	1	2		7	+2	6:57	6:30	6:32		19:59	24	0:49
19	F	ITO Makoto	0	2	2	0	14	4	10	77.78	0	1	1		2	+2	6:15	7:06	5:51		19:12	23	0:50
25	F	NORO Riri	0	0	0	0	0	0	0	0.00	0	1	1		2	0	5:09	3:51	4:52		13:52	16	0:52



THU 13 FEB 2025
Start Time 10:00
End Time 11:47

Preliminary round - Group A, Game 13
小组赛轮次 - A组, 比赛 13

Head Coach : IIZUKA Yuji										Shots on Goal						Time on Ice							
No.	Pos.	Name	G	A	P	PIM	FO+	FO-	FO+/-	FO%	1	2	3	OT	TS	+/-	1	2	3	OT	TOT	SHF	AVG
2	D	KOIKE Shiori +C	0	3	3	0	0	0	0	0.00	0	1	1		2	+3	8:57	4:51	5:23		19:11	22	0:52
8	D	HOSOYAMADA Akane +A	0	1	1	2	0	0	0	0.00	1	0	0		1	+4	8:55	5:19	5:27		19:41	22	0:53
18	F	MAEDA Suzuka	2	1	3	0	8	3	5	72.73	1	2	1		4	+3	7:21	5:31	6:09		19:01	22	0:51
24	F	MIURA Mei	0	1	1	0	0	0	0	0.00	2	2	0		4	+3	8:02	6:20	5:49		20:11	22	0:55
26	F	WAJIMA Yumeka	2	1	3	0	0	0	0	0.00	1	1	4		6	+3	7:26	4:47	6:09		18:22	21	0:52
5	D	YAMASHITA Shiori	0	0	0	0	0	0	0	0.00	0	1	0		1	0	5:54	5:51	8:08		19:53	22	0:54
7	D	SEKI Kanami	0	0	0	0	0	0	0	0.00	0	1	1		2	+1	5:16	5:58	7:14		18:28	22	0:50
10	F	YAMASHITA Hikaru	0	0	0	0	0	0	0	0.00	0	2	1		3	0	2:29	4:29	4:24		11:22	11	1:02
16	F	ENOMOTO Yoshino	0	0	0	0	6	2	4	75.00	0	2	0		2	+1	4:09	6:57	4:02		15:08	18	0:50
22	F	KOYAMA Remi	0	1	1	0	0	0	0	0.00	0	0	0		0	+2	3:30	5:14	5:05		13:49	19	0:43
17	F	KUROSU Wakana	0	0	0	0	4	0	4	100.00	1	1	2		4	+2	3:56	5:11	4:52		13:59	14	0:59
23	F	NORO Rio	0	0	0	0	0	0	0	0.00	0	0	0		0	0	0:00	0:00	0:00		0:00	0	0:00
27	F	TADA Ai	0	0	0	0	0	0	0	0.00	1	0	1		2	0	2:46	4:04	5:42		12:32	13	0:57
20	GK	KUROMARU Haruka	0	0	0	0					0	0	0		0								
29	GK	MASUHARA Miyuu	0	0	0	0					0	0	0		0								
Total			6	11	17	2	32	9	23	78.05	12	18	15		45								

Team : KOR (White)

Head Coach : KIM Doyun										Shots on Goal						Time on Ice							
No.	Pos.	Name	G	A	P	PIM	FO+	FO-	FO+/-	FO%	1	2	3	OT	TS	+/-	1	2	3	OT	TOT	SHF	AVG
5	D	LEE Sojung	0	0	0	0	0	0	0	0.00	1	0	0		1	-1	4:57	6:49	6:25		18:11	24	0:45
9	F	PARK Jongah	0	0	0	0	0	0	0	0.00	0	1	0		1	-1	8:44	8:20	8:40		25:44	27	0:57
13	F	LEE Eunji +A	0	0	0	0	0	0	0	0.00	0	2	0		2	-1	8:04	6:02	7:59		22:05	26	0:50
16	F	LEE Eunji	0	0	0	0	6	10	-4	37.50	0	0	1		1	0	7:38	7:17	7:11		22:06	25	0:53
24	D	KANG Sihyun	0	0	0	0	0	0	0	0.00	0	0	0		0	-2	6:07	9:14	7:01		22:22	24	0:55
3	F	EOM Suyeon	0	0	0	0	0	0	0	0.00	0	0	0		0	-3	7:28	4:22	6:29		18:19	25	0:43
15	D	PARK Juyeon	0	0	0	2	0	0	0	0.00	0	0	0		0	-2	7:20	6:27	5:29		19:16	23	0:50
17	F	HAN Soojin +C	0	0	0	0	1	8	-7	11.11	0	2	1		3	-3	5:49	3:33	5:19		14:41	23	0:38
18	F	HAN Yuan	0	0	0	0	0	0	0	0.00	0	0	0		0	-3	5:46	4:30	6:04		16:20	24	0:40
19	F	PARK Jiyeon +A	0	0	0	0	0	0	0	0.00	0	0	0		0	-3	6:05	4:38	5:42		16:25	24	0:41
2	D	SONG Heeoh	0	0	0	0	0	0	0	0.00	0	0	0		0	-3	6:26	5:38	6:16		18:20	21	0:52
6	F	KANG Nara	0	0	0	0	2	12	-10	14.29	0	0	1		1	-2	6:33	7:46	6:18		20:37	23	0:53
10	F	CHOI Jiyeon	0	0	0	0	0	0	0	0.00	0	0	0		0	0	6:34	5:00	4:03		15:37	19	0:49
22	F	JUNG Siyun	0	0	0	0	0	0	0	0.00	0	0	0		0	0	6:42	6:05	4:26		17:13	20	0:51
23	D	KIM Minseo	0	0	0	0	0	0	0	0.00	0	0	0		0	-2	4:49	9:06	7:12		21:07	20	1:03
4	F	PARK Minae	0	0	0	0	0	2	-2	0.00	0	0	0		0	-2	0:29	1:29	2:10		4:08	7	0:35
12	F	JUNG Yewon	0	0	0	0	0	0	0	0.00	0	0	0		0	-2	0:29	1:44	3:16		5:29	8	0:41
1	GK	PARK Jongju	0	0	0	0					0	0	0		0								
25	GK	KIM Yeonju	0	0	0	0					0	0	0		0								
Total			0	0	0	2	9	32	-23	21.95	1	5	3		9								

Group A

R	Team	GP	W	OTW	OTL	L	GDF	GF:GA	PTS
1	JPN	2	2	0	0	0	+10	10 : 0	6
2	CHN	1	1	0	0	0	+1	2 : 1	3
3	KAZ	1	0	0	0	1	-4	0 : 4	0
4	KOR	2	0	0	0	2	-7	1 : 8	0

	CHN	JPN	KAZ	KOR
CHN	*****	FRI 14 FEB 14:00	THU 13 FEB 14:00	2:1
JPN	FRI 14 FEB 14:00	*****	4:0	6:0
KAZ	THU 13 FEB 14:00	0:4	*****	FRI 14 FEB 10:00
KOR	1:2	0:6	FRI 14 FEB 10:00	*****



Legend:							
(G)	Goals in tournament	+/-	Plus/minus net	+A	Alternate Captain	+C	Captain
A	Assists	AVG	Average time on ice / shift	D	Defender	EQ	Equal strength
ET/Res	Penalty end time/Result of game	F	Forward	FO%	Face-offs won as percentage	FO+	Face-offs won
FO-	Face-offs lost	FO+/-	Face-offs net	G	Goals	GA	Goals against
GDF	Goal difference	GF	Goals for	GK	Goalkeeper	GP	Games played
L	Losses	MIP	Minutes in play (GK)	No.	Jersey number	OT	Overtime
OTL	Overtime losses	OTW	Overtime wins	P	Points	PIM	Penalties in minutes
Pos.	Position	PPG	Power play goals	PTS	Points	R	Rank
SHF	Number of shifts	SHG	Shorthanded goals	SOG	Shots on goal	SVS	Saves
TOT	Total	TPP	Time on power play	TS	Total shots	W	Wins

Shot Chart

射门表

JPN - KOR

Shots by JPN

Goals (o): 3

SSG (+): 9

SSP (<): 4

SPG (-): 9



GK 25 of KOR



1st Period




Shots by KOR

Goals (o): 0

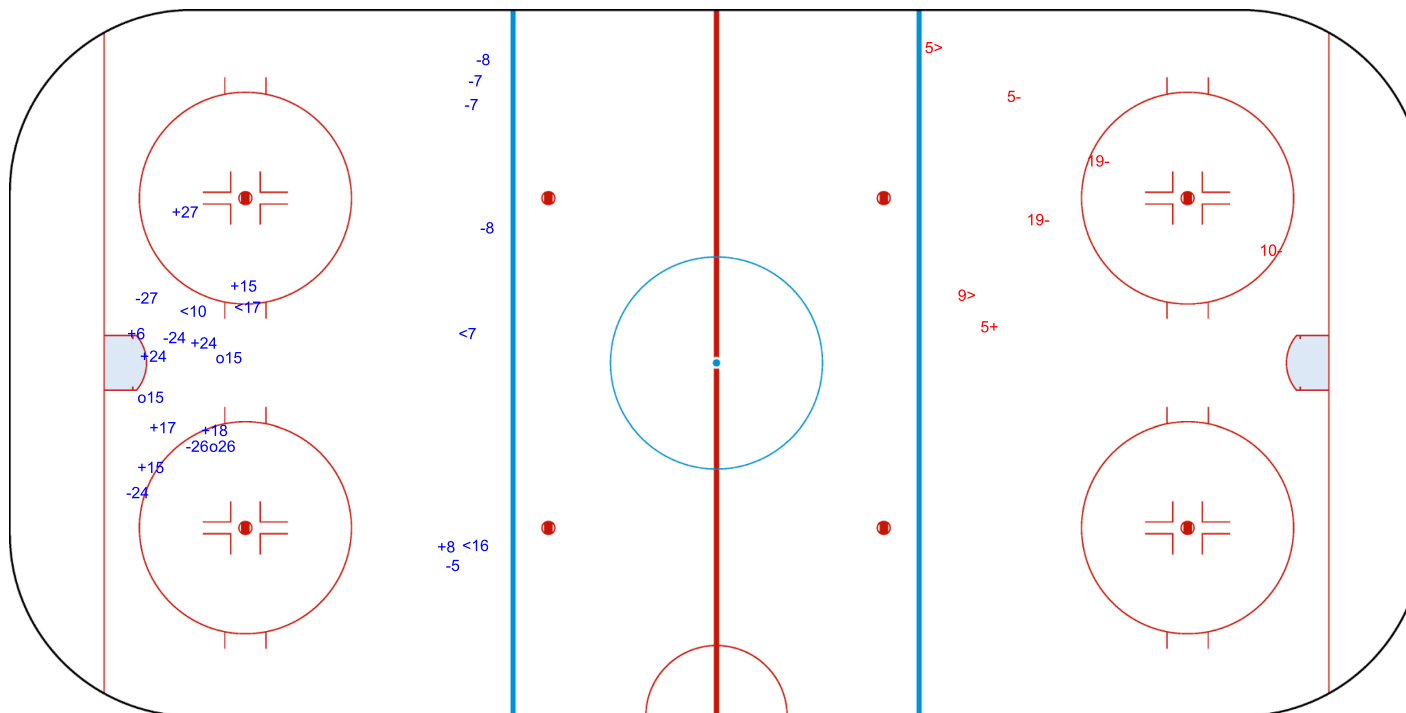
SSG (+): 1

SSP (>): 2

SPG (-): 4



GK 20 of JPN






Shots by KOR

Goals (o): 0

SSG (+): 5

SSP (<): 0

SPG (-): 0



GK 20 of JPN



2nd Period




Shots by JPN

Goals (o): 2


SSG (+): 16

SSP (>): 10

SPG (-): 7



GK 1 of KOR



GK 25 of KOR



THU 13 FEB 2025
Start Time 10:00

Ice Hockey
冰球

Women
女子

Preliminary round - Group A, Game 13
小组赛轮次 - A 组, 比赛 13



Goals (o): 1 SSG (+): 14
SSP (<): 3 SPG (-): 5

018

GK 1 of KOR

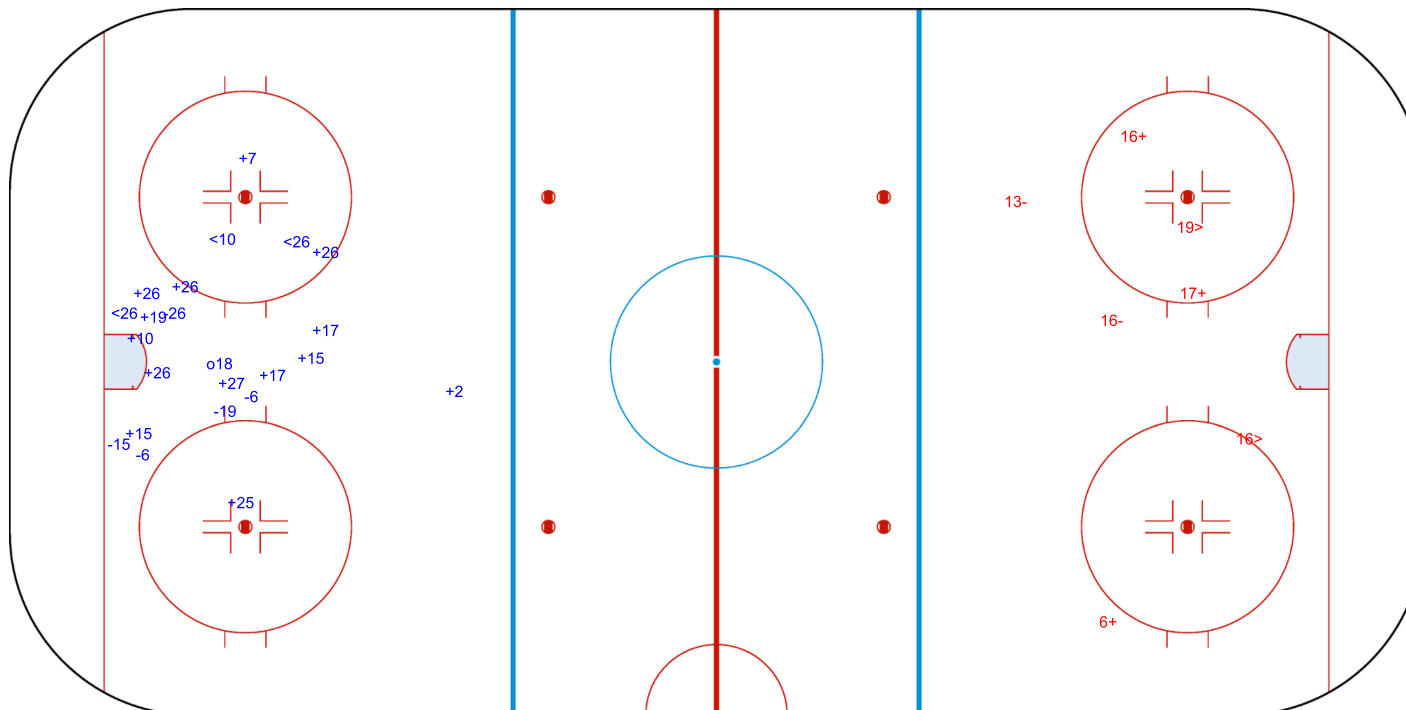
KOR

3rd Period

JPN

Goals (o): 0	SSG (+): 3
SSP (>): 2	SPG (-): 2

GK 20 of JPN



GK	Goalkeeper
-----------	------------

SPG

Shots past goal

SSG

Shots saved by goalkeeper

SSP

Shots saved by player

Timing & Results provided by **BORNAN**

Report Created THU 13 FEB 2025 11:49

BORNAN
SPORTS TECHNOLOGY

Face-off Chart

争球表

JPN - KOR

1st PERIOD

JPN	KOR	JPN	KOR	JPN	KOR
Def. zone	Att. zone	Neutral zone		Att. zone	Def. zone
+ 19	- 6	+ 19	- 16		
- 19	+ 16	+ 19	- 16		
+ 16	- 16	+ 18	- 16		
+ 16	- 16	+ 19	- 6		
		- 18	+ 17		
		+ 19	- 6		
		+ 19	- 17		
		+ 18	- 16		

Total wins / period

3 / 75%

1 / 25%

7 / 88%

1 / 12%

Total wins
all zones

JPN	KOR
10 / 83%	2 / 17%

2nd PERIOD

JPN	KOR	JPN	KOR	JPN	KOR
Def. zone	Att. zone	Neutral zone		Att. zone	Def. zone
+ 18	- 17	- 19	+ 16	- 18	+ 16
+ 19	- 17	+ 16	- 6	- 19	+ 16
+ 16	- 17	- 18	+ 16	+ 19	- 16
		+ 16	- 4	- 16	+ 16
				+ 19	- 6
				+ 19	- 6
				- 16	+ 6
				+ 17	- 4
				+ 16	- 6

Total wins / period

3 / 100%

0 / 0%

2 / 50%

2 / 50%

5 / 56%

4 / 44%

Total wins
all zones

JPN	KOR
10 / 63%	6 / 37%

3rd PERIOD

JPN	KOR	JPN	KOR	JPN	KOR
Def. zone	Att. zone	Neutral zone		Att. zone	Def. zone
+ 19	- 16	+ 19	- 16	+ 19	- 17
		+ 17	- 16	+ 18	- 6
		+ 17	- 6	- 19	+ 6
				+ 17	- 17
				+ 18	- 6
				+ 18	- 6
				+ 18	- 17
				+ 19	- 6
				+ 18	- 17

Total wins / period

1 / 100%

0 / 0%

3 / 100%

0 / 0%

8 / 89%

1 / 11%

Total wins
all zones

JPN	KOR
12 / 92%	1 / 8%

TOTAL



THU 13 FEB 2025
Start Time 10:00

Preliminary round - Group A, Game 13
小组赛轮次 - A 组, 比赛 13

Total wins / game	JPN	KOR	JPN	KOR	JPN	KOR	Total wins all zones	
	Def. zone	Att. zone	Neutral zone		Att. zone	Def. zone	JPN	KOR
	7 / 88%	1 / 12%	12 / 80%	3 / 20%	13 / 72%	5 / 28%	32 / 78%	9 / 22%

HEAD TO HEAD

KOR										
No.	4	6	16	17	Tot.	wins JPN	Dz	Nz	Az	
JPN	16	1 - 0	2 - 1	2 - 1	1 - 0	8	6 75%	3 100%	2 100%	1 33%
	17	1 - 0	1 - 0	1 - 0	1 - 0	4	4 100%		2 100%	2 100%
	18		3 - 0	2 - 2	3 - 1	11	8 73%	1 100%	2 50%	5 83%
	19		6 - 1	5 - 3	3 - 0	18	14 78%	3 75%	6 86%	5 71%
	Tot.	2	14	16	9	41	32 78%	7 88%	12 80%	13 72%
wins KOR		0 0%	2 14%	6 38%	1 11%	9 22%				
Dz		0 0%	2 22%	3 75%	0 0%	5 28%				
Nz		0 0%	0 0%	2 25%	1 50%	3 20%				
Az			0 0%	1 25%	0 0%	1 12%				

Legend: Az Attacking zone Dz Defending zone No. Jersey number Nz Neutral zone Tot. Total face-offs played

Game Roster

比赛名单

CHN - KAZ

Referees

NAKAYAMA Miyuki (JPN) , WAN Mei Wah (MAS)

Linespersons

PARK Jung Yoon (KOR) , WOON Yean Hui (MAS)

Goalkeepers

Team: CHN

No. Name	GP	MIP	GA	SVS	SOG	SVS%	GAA
30 WANG Yuqing	1	00:00	0	0	0	0.00	0.00
39 LI Yiming	0	00:00	0	0	0	0.00	0.00
49 LAI Guimin	1	60:00	1	23	24	95.83	1.00

Team: KAZ

No. Name	GP	MIP	GA	SVS	SOG	SVS%	GAA
1 FEOKTISTOVA	0	00:00	0	0	0	0.00	0.00
Zlatotsveta							
20 CHSHYOKOLOVA Arina	5	302:01	5	88	93	94.62	0.99
25 GOVTVA Polina	5	00:00	0	0	0	0.00	0.00

Team Roster

Team: CHN (White)

No. Pos. Name	GP	G	A	PTS	PIM	+/-
2 D YU Baiwei	1	0	0	0	0	+1
7 F ZHANG Mengying	1	0	0	0	2	0
9 F KONG Minghui	1	0	1	1	0	+1
10 F WU Sijia	1	1	0	1	0	0
13 D ZHAO Qinan	1	0	0	0	0	+2
16 F HU Jiayi	1	0	0	0	0	0
17 F QU Yue	1	0	0	0	0	0
19 D DU Sijia	1	0	0	0	0	0
21 D LIU Siyang	1	0	0	0	0	-1
23 F FANG Xin	1	1	0	1	0	+1
24 F WANG Jiaxin	1	0	2	2	2	0
25 D LIU Chunshuang	1	0	0	0	0	0
26 F GUAN Yingying	1	0	0	0	0	0
28 F YANG Jinglei	1	0	0	0	0	0
30 GK WANG Yuqing	1	0	0	0	0	
31 F ZHANG Biyang	1	0	0	0	0	0
39 GK LI Yiming	0	0	0	0	0	
49 GK LAI Guimin	1	0	0	0	0	
61 F GAO Ziyi	1	0	0	0	0	0
66 D LI Qianhua	1	0	0	0	5	0
86 F ZHAO Ziyu	1	0	0	0	0	0
94 D WEN Lu	1	0	0	0	0	0
98 F ZHU Rui	1	0	0	0	0	+1

Head Coach: REJA Daniel John

Team: KAZ (Blue)

No. Pos. Name	GP	G	A	PTS	PIM	+/-
1 GK FEOKTISTOVA Zlatotsveta	0	0	0	0	0	
2 D VORONOVA Alexandra	5	0	5	5	0	+9
3 F SAYAKHATKYZY Munira	5	4	1	5	0	+9
4 D MESKINI Katrin	5	0	1	1	0	+2
5 F ALDABERGENOVA Malika	5	1	3	4	0	+5
7 F ASHIMOVA Pernesh	5	0	4	4	2	+3
8 F FILIMONOVA Nadezhda	5	3	2	5	2	+5
9 D MOLDABAY Dariya	5	1	4	5	0	+3
10 F SHEGAY Alexandra	5	2	3	5	2	+7
11 D YAKOVLEVA Polina	5	0	0	0	0	+2
12 F SAYAKHATKYZY Dilnaz	5	3	2	5	2	+9
13 D TURSINOVA Madina	5	1	3	4	0	+3
14 F SVIRIDOVA Larissa	5	2	3	5	0	+5
15 D PYATKOVA Anna	5	1	1	2	2	+5
17 D OLZHABAYEVA Aida	5	0	4	4	2	+6
18 F ORAZBAYEVA Anastasiya	5	2	2	4	0	+4
19 F IVANCHENKO Alina	5	0	0	0	0	+1
20 GK CHSHYOKOLOVA Arina	5	0	0	0	0	
21 D BUTORINA Yuliya	5	1	2	3	0	+9
22 F ZUBKOVA Sofiya	5	5	4	9	2	+9
23 F KOROLEVA Tatyana	5	0	1	1	0	+1
24 F KUTSENKO Yekaterina	5	1	0	1	0	+1
25 GK GOVTVA Polina	5	0	0	0	0	

Head Coach: TEBENKOV Alexandr

Legend:

+/-	Plus/minus net	A	Assists	D	Defender	F	Forward
G	Goals	GA	Goals against	GAA	Goals against as average per 60 minutes	GK	Goalkeeper
GP	Games played	MIP	Minutes and seconds played	No.	Jersey number	PIM	Penalties in minutes
Pos.	Position	PTS	Points	SOG	Shots on goal	SVS	Saves
SVS%	Saves in percentage						

Line-Ups 阵容

CHN - KAZ

Referees

NAKAYAMA Miyuki (JPN), WAN Mei Wah (MAS)

Linespersons

PARK Jung Yoon (KOR), WOON Yean Hui (MAS)

Goalkeepers

Team: CHN

No.	Name
30	WANG Yuqing
49	LAI Guimin

Team: KAZ

No.	Name
20	CHSHYOKOLOVA Arina
25	GOVTVA Polina

Team Line-ups

Team: CHN (White)

No.	Pos.	Name
2	D	YU Baiwei +C
13	D	ZHAO Qinan +A
9	F	KONG Minghui
23	F	FANG Xin
98	F	ZHU Rui
19	D	DU Sijia
66	D	LI Qianhua
7	F	ZHANG Mengying +A
26	F	GUAN Yingying
28	F	YANG Jinglei
25	D	LIU Chunshuang
94	D	WEN Lu
10	F	WU Sijia
17	F	QU Yue
24	F	WANG Jiabin
21	D	LIU Siyang
16	F	HU Jiayi
31	F	ZHANG Biyang
61	F	GAO Ziyue
86	F	ZHAO Ziyu

Head Coach: REJA Daniel John

NOT DRESSED:

39 GK LI Yiming

Team: KAZ (Blue)

No.	Pos.	Name
9	D	MOLDABAY Dariya +A
13	D	TURSYNOVA Madina
8	F	FILIMONOVA Nadezhda
10	F	SHEGAY Alexandra
18	F	ORAZBAYEVA Anastassiya +C
15	D	PYATKOVA Anna
17	D	OLZHABAYEVA Aida
5	F	ALDABERGENOVA Malika +A
7	F	ASHIMOVA Pernesh
14	F	SVIRIDOVA Larissa
2	D	VORONOVA Alexandra
21	D	BUTORINA Yuliya
3	F	SAYAKHATKYZY Munira
12	F	SAYAKHATKYZY Dilnaz
22	F	ZUBKOVA Sofiya
4	D	MESKINI Katrin
11	D	YAKOVLEVA Polina
19	F	IVANCHENKO Alina
23	F	KOROLEVA Tatyana
24	F	KUTSENKO Yekaterina

Head Coach: TEBENKOV Alexandr

NOT DRESSED:

1 GK FEOKTISTOVA Zlatotsveta

Legend:

+A	Alternate Captain	+C	Captain	D	Defender	F	Forward
No.	Jersey number	Pos.	Position				

Graphical Line-ups

阵容图

CHN - KAZ

Referees

NAKAYAMA Miyuki (JPN) , WAN Mei Wah (MAS)

Linespersons

PARK Jung Yoon (KOR) , WOON Yean Hui (MAS)

Team: CHN - China (White)

Head Coach: REJA Daniel John

S1 49 LAI Guimin		30 WANG Yuqing	
S4 9 KONG Minghui	S5 23 FANG Xin	S6 98 ZHU Rui	
S2 2 YU Baiwei +C		S3 13 ZHAO Qinan +A	
28 YANG Jinglei	26 GUAN Yingying	7 ZHANG Mengying +A	
19 DU Sijia		66 LI Qianhua	
10 WU Sijia	24 WANG Jiaxin	17 QU Yue	
25 LIU Chunshuang		94 WEN Lu	
16 HU Jiayi	31 ZHANG Biyang	61 GAO Ziyi	
21 LIU Siyang			
		86 ZHAO Ziyu	

Team: KAZ - Kazakhstan (Blue)

Head Coach: TEBENKOV Alexandr

S1 20 CHSHYOKOLOVA Arina		25 GOVTVA Polina	
S4 8 FILIMONOVA Nadezhda	S6 18 ORAZBAYEVA Anastassiya +C	S5 10 SHEGAY Alexandra	
S2 9 MOLDABAY Dariya +A		S3 13 TURSINOVA Madina	
7 ASHIMOVA Pernesh	5 ALDABERGENOVA Malika +A	14 SVIRIDOVA Larissa	
15 PYATKOVA Anna		17 OLZHABAYEVA Aida	
3 SAYAKHATKYZY Munira	12 SAYAKHATKYZY Dilnaz	22 ZUBKOVA Sofiya	
2 VORONOVA Alexandra		21 BUTORINA Yuliya	
19 IVANCHENKO Alina	24 KUTSENKO Yekaterina	23 KOROLEVA Tatyana	
4 MESKINI Katrin		11 YAKOVLEVA Polina	

Legend:

+A Alternate Captain

+C Captain

Sn

Starting position

Timing & Results provided by BORNAN



THU 13 FEB 2025
Start Time 14:00
End Time 15:48

Preliminary round - Group A, Game 14
小组赛轮次 - A组, 比赛 14

Game Summary 比赛总结

CHN - KAZ 1 - 2 (0 - 0 , 0 - 1 , 1 - 1)

Spectators	Referees	Linespersons
1167	NAKAYAMA Miyuki (JPN) , WAN Mei Wah (MAS)	PARK Jung Yoon (KOR) , WOON Yean Hui (MAS)

Team Statistics

Period	Score	SVS	SOG	PIM	TPP	PPG	SHG
1	0 : 0	9 : 11	11 : 9	2 : 0	00:00 : 02:00	0 : 0	0 : 0
2	0 : 1	8 : 11	11 : 9	4 : 0	00:00 : 03:26	0 : 1	0 : 0
3	1 : 1	4 : 11	12 : 5	2 : 0	00:00 : 01:07	0 : 0	0 : 0
Total	1 : 2	21 : 33	34 : 23	8 : 0	00:00 : 06:33	0 : 1	0 : 0

1st Period

Action	Time	ET/Res	Team	Type	No.	Name	(G)	Name of Assistant(s) / Action Description
GK	00:00		CHN		49	LAI Guimin	-	Goalkeeper in
GK	00:00		KAZ		20	CHSHYOKOLOVA Arina	-	Goalkeeper in
Penalty	04:27	06:27	CHN	2 min.	28	YANG Jinglei	-	Tripping

2nd Period

Action	Time	ET/Res	Team	Type	No.	Name	(G)	Name of Assistant(s) / Action Description
Penalty	21:27	23:27	CHN	2 min.	26	GUAN Yingying	-	Illegal Hit
Penalty	34:03	35:29	CHN	2 min.	94	WEN Lu	-	Tripping
Goal	35:29	0 : 1	KAZ	PP1	8	FILIMONOVA N	(4)	10 SHEGAY Alexandra On Ice CHN 49 13 31 61 86 18 ORAZBAYEVA A KAZ 20 8 9 10 13 18 *

3rd Period

Action	Time	ET/Res	Team	Type	No.	Name	(G)	Name of Assistant(s) / Action Description
Goal	42:36	1 : 1	CHN	EQ	24	WANG Jiaxin	(1)	17 QU Yue On Ice CHN 49 10 13 17 24 94 KAZ 20 8 9 12 21 22
Goal	48:37	1 : 2	KAZ	EQ	10	SHEGAY Alexandra	(3)	18 ORAZBAYEVA A On Ice CHN 49 2 9 13 23 98 KAZ 20 8 10 13 15 18
Penalty	58:53	60:00	CHN	2 min.	24	WANG Jiaxin	-	Boarding
GK	59:56		CHN					49 LAI Guimin - Goalkeeper out
GK	59:56		KAZ					20 CHSHYOKOLOVA Arina - Goalkeeper out

Goalkeeper Records

Team : CHN - China

No.	Name	SOG	SVS	MIP
49	LAI Guimin	23	21	59:56
30	WANG Yuqing			

Team : KAZ - Kazakhstan

No.	Name	SOG	SVS	MIP
20	CHSHYOKOLOVA Arina	34	33	59:56
25	GOVTVA Polina			

Game Statistics

Team : CHN (White)																							
Head Coach : REJA Daniel John											Shots on Goal				Time on Ice								
No.	Pos.	Name	G	A	P	PIM	FO+	FO-	FO+/-	FO%	1	2	3	OT	TS	+/-	1	2	3	OT	TOT	SHF	AVG
2	D	YU Baiwei +C	0	0	0	0	0	0	0	0.00	0	0	1		1	-1	6:51	6:18	7:36		20:45	23	0:54
9	F	KONG Minghui	0	0	0	0	0	0	0	0.00	1	0	2		3	-1	5:21	5:01	7:47		18:09	22	0:49
13	D	ZHAO Qinan +A	0	0	0	0	0	0	0	0.00	0	1	0		1	0	8:28	9:26	9:54		27:48	26	1:04
23	F	FANG Xin	0	0	0	0	8	8	0	50.00	2	0	0		2	-1	5:01	5:02	5:53		15:56	22	0:43
98	F	ZHU Rui	0	0	0	0	0	0	0	0.00	1	0	1		2	-1	5:26	4:44	7:09		17:19	21	0:49
7	F	ZHANG Mengying +A	0	0	0	0	0	0	0	0.00	3	0	3		6	0	6:42	5:33	8:23		20:38	21	0:58
19	D	DU Sijia	0	0	0	0	0	0	0	0.00	0	2	1		3	0	3:58	6:01	6:00		15:59	20	0:47
26	F	GUAN Yingying	0	0	0	2	6	2	4	75.00	0	0	0		0	0	6:38	4:18	6:01		16:57	20	0:50
28	F	YANG Jinglei	0	0	0	2	0	0	0	0.00	1	0	0		1	0	5:16	2:49	4:58		13:03	17	0:46
66	D	LI Qianhua	0	0	0	0	0	0	0	0.00	0	0	0		0	0	5:29	5:09	0:00		10:38	12	0:53



THU 13 FEB 2025

Start Time 14:00
End Time 15:48

Preliminary round - Group A, Game 14

小组赛轮次 - A 组, 比赛 14

Head Coach : REJA Daniel John										Shots on Goal					Time on Ice									
No.	Pos.	Name	G	A	P	PIM	FO+	FO-	FO+/-	FO%	1	2	3	OT	TS	+/-	1	2	3	OT	TOT	SHF	AVG	
10	F	WU Sijia	0	0	0	0	0	0	0	0.00	0	1	0		1	+1	4:45	4:17	6:32		15:34	16	0:58	
17	F	QU Yue	0	1	1	0	0	0	0	0.00	2	3	1		6	+1	5:41	6:05	6:02		17:48	17	1:02	
24	F	WANG Jiaxin	1	0	1	2	3	4	-1	42.86	1	1	2		4	+1	4:43	6:27	7:19		18:29	16	1:09	
25	D	LIU Chunshuang	0	0	0	0	0	0	0	0.00	0	2	0		2	0	5:38	4:24	4:13		14:15	18	0:47	
94	D	WEN Lu	0	0	0	2	0	0	0	0.00	0	1	1		2	+1	7:30	5:12	5:20		18:02	18	1:00	
16	F	HU Jiayi	0	0	0	0	0	0	0	0.00	0	0	0		0	0	2:57	4:25	0:00		7:22	7	1:03	
21	D	LIU Siyang	0	0	0	0	0	0	0	0.00	0	0	0		0	0	0:00	0:00	5:50		5:50	7	0:50	
31	F	ZHANG Biyang	0	0	0	0	3	3	0	50.00	0	0	0		0	0	3:45	4:47	0:00		8:32	9	0:56	
61	F	GAO Ziye	0	0	0	0	0	0	0	0.00	0	0	0		0	0	3:21	5:30	0:00		8:51	10	0:53	
86	F	ZHAO Ziyu	0	0	0	0	0	0	0	0.00	0	0	0		0	0	0:30	1:06	0:00		1:36	3	0:32	
30	GK	WANG Yuqing	0	0	0	0					0	0	0		0									
49	GK	LAI Guimin	0	0	0	0					0	0	0		0									
Total			1	1	2	8	20	17	3	54.05	11	11	12		34									

Team : KAZ (Blue)

Head Coach : TEBENKOV Alexandr										Shots on Goal						Time on Ice							
No.	Pos.	Name	G	A	P	PIM	FO+	FO-	FO+/-	FO%	1	2	3	OT	TS	+/-	1	2	3	OT	TOT	SHF	AVG
8	F	FILIMONOVA Nadezhda	1	0	1	0	0	0	0	0.00	1	1	0		2	0	5:55	7:20	6:59		20:14	28	0:43
9	D	MOLDABAY Dariya +A	0	0	0	0	0	1	-1	0.00	1	0	0		1	-1	5:39	4:03	7:27		17:09	25	0:41
10	F	SHEGAY Alexandra	1	1	2	0	0	0	0	0.00	2	3	2		7	+1	6:00	7:12	6:07		19:19	27	0:42
13	D	TURSYNOVA Madina	0	0	0	0	0	0	0	0.00	0	0	0		0	+1	6:14	5:50	6:17		18:21	25	0:44
18	F	ORAZBAYEVA Anastassiya +C	0	2	2	0	8	8	0	50.00	0	0	0		0	+1	5:34	7:50	6:18		19:42	29	0:40
5	F	ALDABERGENOVA Malika +A	0	0	0	0	5	7	-2	41.67	2	0	1		3	0	8:02	6:54	7:54		22:50	27	0:50
7	F	ASHIMOVA Pernesh	0	0	0	0	0	0	0	0.00	1	0	1		2	0	6:57	8:00	5:59		20:56	25	0:50
14	F	SVIRIDOVA Larissa	0	0	0	0	0	0	0	0.00	0	1	0		1	0	7:27	2:34	0:00		10:01	11	0:54
15	D	PYATKOVA Anna	0	0	0	0	0	1	-1	0.00	0	0	0		0	+1	8:14	7:42	6:38		22:34	25	0:54
17	D	OLZHABAYEVA Aida	0	0	0	0	0	0	0	0.00	0	1	0		1	0	7:04	10:50	5:39		23:33	25	0:56
2	D	VORONOVA Alexandra	0	0	0	0	0	0	0	0.00	0	0	0		0	0	6:32	5:06	7:12		18:50	22	0:51
3	F	SAYAKHATKYZY Munira	0	0	0	0	1	0	1	100.00	1	1	0		2	0	6:19	5:40	7:05		19:04	23	0:49
12	F	SAYAKHATKYZY Dilnaz	0	0	0	0	3	3	0	50.00	0	1	0		1	-1	6:43	4:51	6:07		17:41	23	0:46
21	D	BUTORINA Yuliya	0	0	0	0	0	0	0	0.00	0	1	0		1	-1	6:17	6:54	6:47		19:58	21	0:57
22	F	ZUBKOVA Sofiya	0	0	0	0	0	0	0	0.00	1	0	1		2	-1	7:03	5:36	7:54		20:33	23	0:53
4	D	MESKINI Katrin	0	0	0	0	0	0	0	0.00	0	0	0		0	0	0:00	0:00	0:00		0:00	0	0:00
11	D	YAKOVLEVA Polina	0	0	0	0	0	0	0	0.00	0	0	0		0	0	0:00	0:00	0:00		0:00	0	0:00
19	F	IVANCHENKO Alina	0	0	0	0	0	0	0	0.00	0	0	0		0	0	0:00	0:00	0:00		0:00	0	0:00
23	F	KOROLEVA Tatyana	0	0	0	0	0	0	0	0.00	0	0	0		0	0	0:00	0:00	0:00		0:00	0	0:00
24	F	KUTSENKO Yekaterina	0	0	0	0	0	0	0	0.00	0	0	0		0	0	0:00	4:03	5:37		9:40	14	0:41
20	GK	CHSHYOKOLOVA Arina	0	0	0	0					0	0	0		0								
25	GK	GOVTVA Polina	0	0	0	0					0	0	0		0								
Total			2	3	5	0	17	20	-3	45.95	9	9	5		23								

Group A

R	Team	GP	W	OTW	OTL	L	GDF	GF:GA	PTS
1	JPN	2	2	0	0	0	+10	10 : 0	6
2	KAZ	2	1	0	0	1	-3	2 : 5	3
3	CHN	2	1	0	0	1	0	3 : 3	3
4	KOR	2	0	0	0	2	-7	1 : 8	0

	CHN	JPN	KAZ	KOR
CHN	*****	FRI 14 FEB 14:00	1:2	2:1
JPN	FRI 14 FEB 14:00	*****	4:0	6:0
KAZ	2:1	0:4	*****	FRI 14 FEB 10:00
KOR	1:2	0:6	FRI 14 FEB 10:00	*****



Start Time 14:00
End Time 15:48

Women
女子

小组赛轮次 - A 组, 比赛 14



(G)	Goals in tournament	*	Does not count for Plus/minus	+/-	Plus/minus net	+A	Alternate Captain
+C	Captain	A	Assists	AVG	Average time on ice / shift	D	Defender
EQ	Equal strength	ET/Res	Penalty end time/Result of game	F	Forward	FO%	Face-offs won as percentage
FO+	Face-offs won	FO-	Face-offs lost	FO+/-	Face-offs net	G	Goals
GA	Goals against	GDF	Goal difference	GF	Goals for	GK	Goalkeeper
GP	Games played	L	Losses	MIP	Minutes in play (GK)	No.	Jersey number
OT	Overtime	OTL	Overtime losses	OTW	Overtime wins	P	Points
PIM	Penalties in minutes	Pos.	Position	PP1	Power play - 1 player	PPG	Power play goals
PTS	Points	R	Rank	SHF	Number of shifts	SHG	Shorthanded goals
SOG	Shots on goal	SVS	Saves	TOT	Total	TPP	Time on power play
TS	Total shots	W	Wins				



Shot Chart

射门表

CHN - KAZ

Shots by CHN

Goals (o): 0 SSG (+): 11
SSP (<): 6 SPG (-): 5



GK 20 of KAZ



1st Period

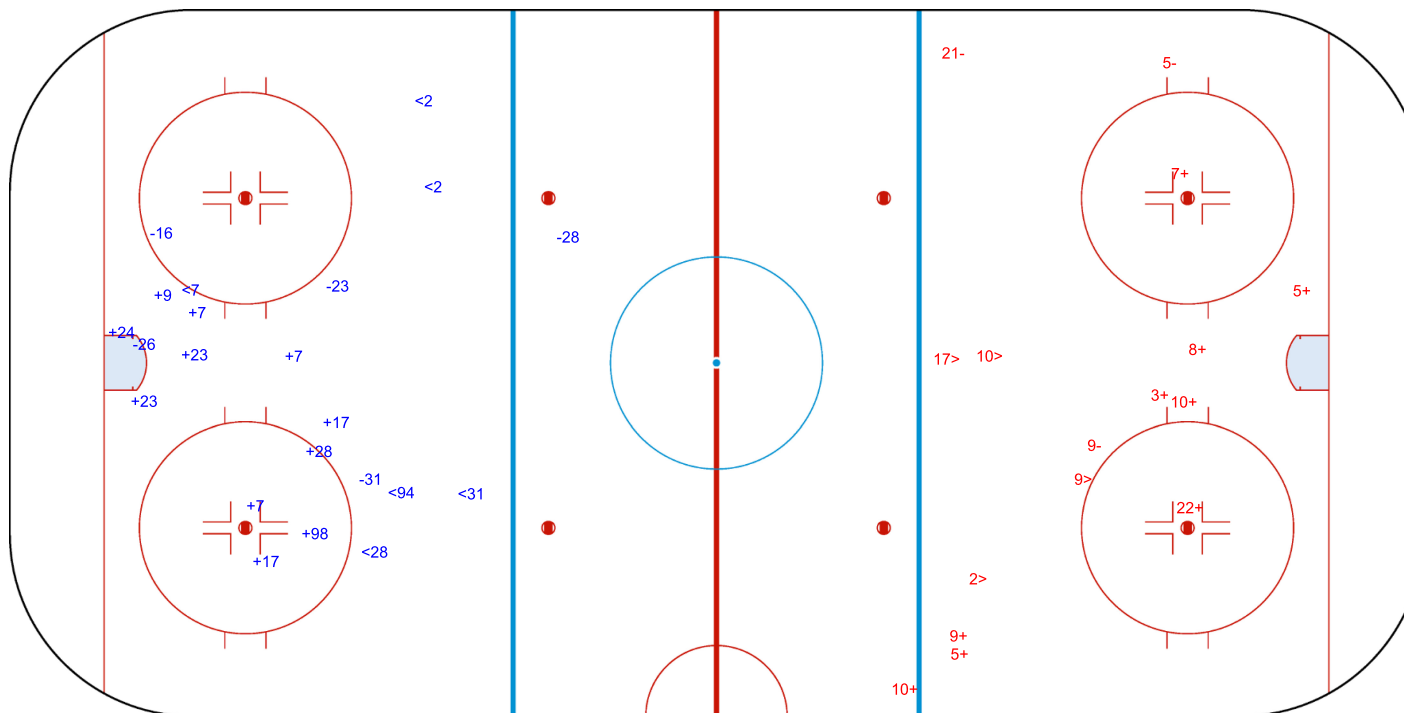


Shots by KAZ

Goals (o): 0 SSG (+): 9
SSP (>): 4 SPG (-): 3



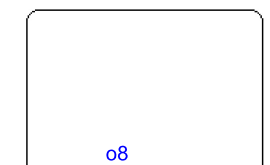
GK 49 of CHN





Shots by KAZ

Goals (o): 1 SSG (+): 8
SSP (<): 2 SPG (-): 8



GK 49 of CHN




2nd Period

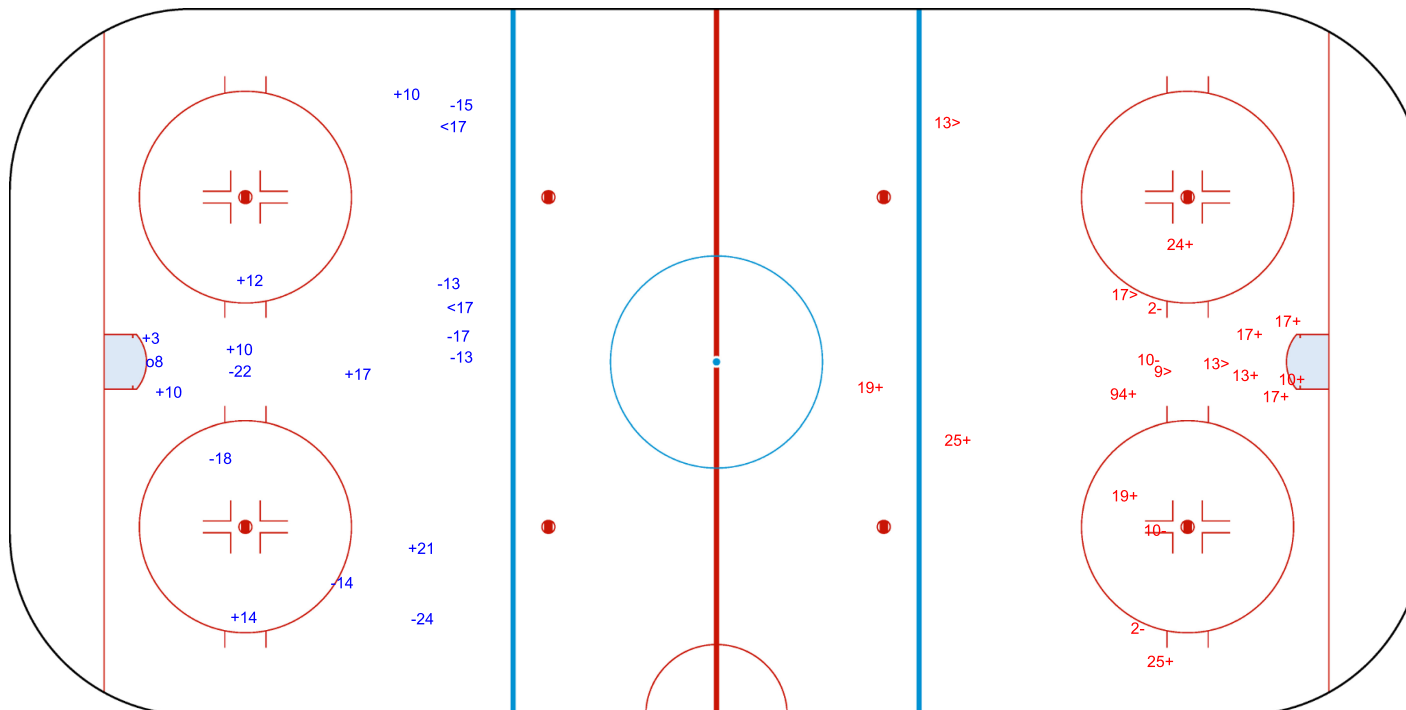


Shots by CHN

Goals (o): 0 SSG (+): 11
SSP (>): 4 SPG (-): 4



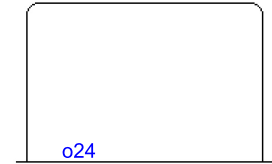
GK 20 of KAZ





Shots by CHN

Goals (o): 1 SSG (+): 11
SSP (<): 10 SPG (-): 9



GK 20 of KAZ



3rd Period

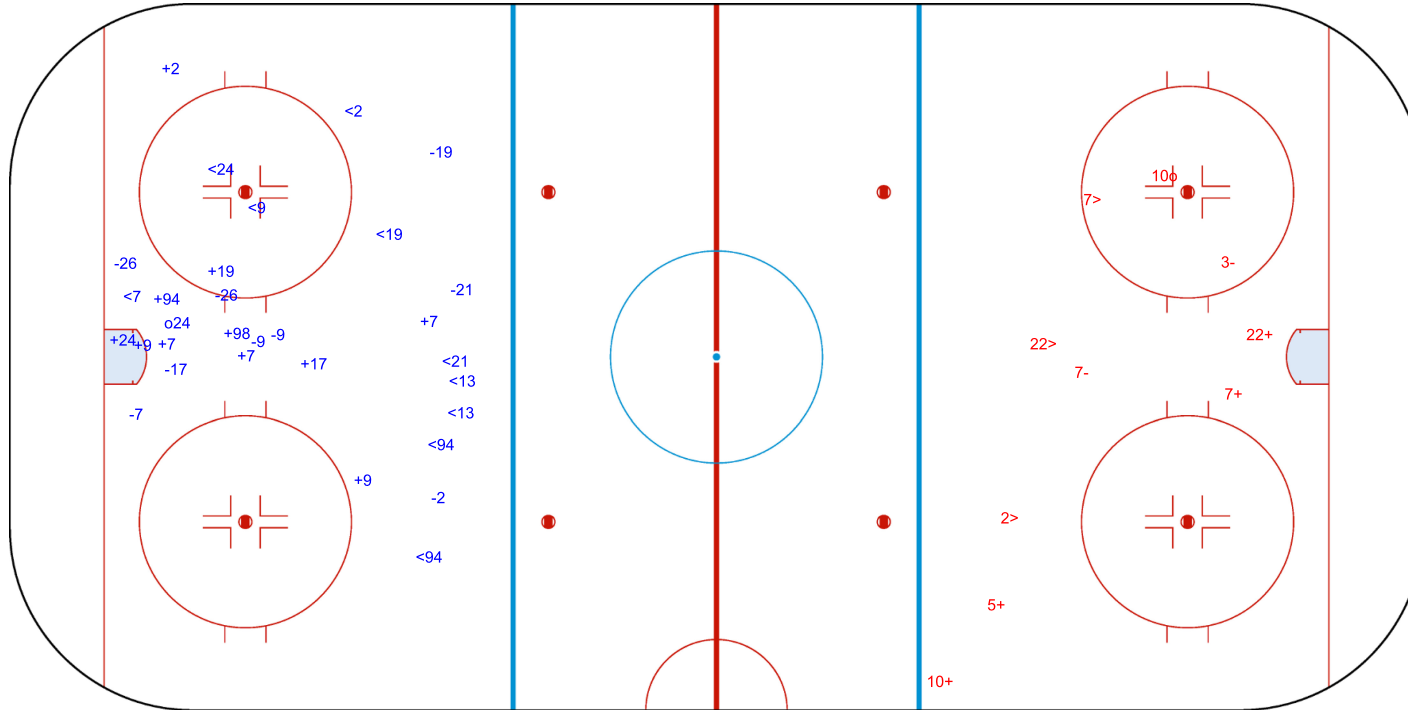


Shots by KAZ

Goals (o): 1 SSG (+): 4
SSP (>): 3 SPG (-): 2



GK 49 of CHN



Legend:							
GK	Goalkeeper	SPG	Shots past goal	SSG	Shots saved by goalkeeper	SSP	Shots saved by player

Face-off Chart

争球表

CHN - KAZ

1st PERIOD

Total wins / period	CHN	KAZ	CHN	KAZ	CHN	KAZ	Total wins all zones	
	Def. zone	Att. zone	Neutral zone		Att. zone	Def. zone		
	+ 31	- 18	- 23	+ 18	- 31	+ 18		
	- 23	+ 18	- 23	+ 18	- 24	+ 3		
	- 23	+ 12	- 23	+ 5	- 26	+ 18		
	+ 24	- 5			+ 31	- 18		
	+ 24	- 18			+ 23	- 15		
	+ 26	- 5			+ 31	- 9		
					- 24	+ 12		

2nd PERIOD

Total wins / period	CHN	KAZ	CHN	KAZ	CHN	KAZ	Total wins all zones	
	Def. zone	Att. zone	Neutral zone		Att. zone	Def. zone		
	- 23	+ 5	- 23	+ 18	- 24	+ 18		
	+ 23	- 18	- 31	+ 5				
	+ 26	- 5	- 31	+ 12				
	+ 23	- 12	+ 26	- 12				
			+ 23	- 5				
	3 / 75%	1 / 25%	2 / 40%	3 / 60%	0 / 0%	1 / 100%	CHN	KAZ
	5 / 50%	5 / 50%					5 / 50%	5 / 50%

3rd PERIOD

Total wins / period	CHN	KAZ	CHN	KAZ	CHN	KAZ	Total wins all zones	
	Def. zone	Att. zone	Neutral zone		Att. zone	Def. zone		
	+ 24	- 12	- 23	+ 18	+ 23	- 18		
	+ 26	- 18	+ 23	- 18	+ 26	- 5		
	+ 23	- 5	- 26	+ 5	+ 26	- 5		
					+ 23	- 18		
					- 24	+ 5		
	3 / 100%	0 / 0%	1 / 33%	2 / 67%	4 / 80%	1 / 20%	CHN	KAZ
	8 / 73%	3 / 27%						

TOTAL

Total wins / game	CHN	KAZ	CHN	KAZ	CHN	KAZ	Total wins all zones	
	Def. zone	Att. zone	Neutral zone		Att. zone	Def. zone		
							CHN	KAZ
	10 / 77%	3 / 23%	3 / 27%	8 / 73%	7 / 54%	6 / 46%	20 / 54%	17 / 46%

HEAD TO HEAD

		KAZ										
	No.	3	5	9	12	15	18	Tot.	wins CHN	Dz	Nz	Az
CHN	23		2 - 2		1 - 1	1 - 0	4 - 5	16	8 50%	3 50%	2 29%	3 100%
	24	0 - 1	1 - 1		1 - 1		1 - 1	7	3 43%	3 100%		0 0%
	26		4 - 1		1 - 0		1 - 1	8	6 75%	3 100%	1 50%	2 67%
	31		0 - 1	1 - 0	0 - 1		2 - 1	6	3 50%	1 100%	0 0%	2 67%
	Tot.	1	12	1	6	1	16	37	20 54%	10 77%	3 27%	7 54%
	wins KAZ	1 100%	5 42%	0 0%	3 50%	0 0%	8 50%	17 46%				
	Dz	1 100%	1 33%	0 0%	1 100%	0 0%	3 50%	6 46%				
	Nz		3 75%		1 50%		4 80%	8 73%				
	Az		1 20%		1 33%		1 20%	3 23%				

Legend:

Az Attacking zone **Dz** Defending zone **No.** Jersey number **Nz** Neutral zone **Tot.** Total face-offs played

FRI 14 FEB 2025
Start Time 10:00

Preliminary round - Group A, Game 15
小组赛轮次 - A 组, 比赛 15

Game Roster

比赛名单

KOR - KAZ

Referees

SONG Meina (CHN) , WAN Mei Wah (MAS)

Linespersons

PARK Jung Yoon (KOR) , WANG Hui (CHN)

Goalkeepers

Team: KOR

No.	Name	GP	MIP	GA	SVS	SOG	SVS%	GAA
1	PARK Jongju	2	40:00	3	30	33	90.91	4.50
20	BAE Jeongyeon	4	40:00	0	2	2	100.00	0.00
25	KIM Yeonju	6	281:52	8	55	63	87.30	1.70

Team: KAZ

No.	Name	GP	MIP	GA	SVS	SOG	SVS%	GAA
1	FEOKTISTOVA Zlatotsveta	0	00:00	0	0	0	0.00	0.00
20	CHSHYOKOLOVA Arina	6	362:01	6	121	127	95.28	0.99
25	GOVTVA Polina	6	00:00	0	0	0	0.00	0.00

Team Roster

Team: KOR (Blue)

No.	Pos.	Name	GP	G	A	PTS	PIM	+/-
1	GK	PARK Jongju	2	0	0	0	0	
2	D	SONG Heeoh	6	0	1	1	0	-4
3	F	EOM Suyeon	6	4	2	6	0	+3
4	F	PARK Minae	6	1	0	1	0	-2
5	D	LEE Sojung	6	0	2	2	0	-1
6	F	KANG Nara	6	0	3	3	0	-2
7	D	PARK Ye Eun	5	1	0	1	0	+1
8	D	KIM Selin	5	4	3	7	0	+10
9	F	PARK Jongah	6	1	5	6	0	+6
10	F	CHOI Jiyeon	6	2	5	7	2	+5
11	D	KIM Dowon	5	0	3	3	4	+8
12	F	JUNG Yewon	5	0	1	1	2	-1
13	F	LEE Eunji	6	2	2	4	0	+6
15	D	PARK Juyeon	6	0	1	1	2	-2
16	F	LEE Eunji	6	2	6	8	0	+6
17	F	HAN Soojin	6	0	1	1	4	-2
18	F	HAN Yuan	6	1	0	1	2	0
19	F	PARK Jiyeon	5	3	2	5	0	0
20	GK	BAE Jeongyeon	4	0	0	0	0	
22	F	JUNG Siyun	6	2	1	3	0	+5
23	D	KIM Minseo	6	0	1	1	0	+2
24	D	KANG Sihyun	6	0	0	0	0	+3
25	GK	KIM Yeonju	6	0	0	0	0	

Head Coach: KIM Doyun

Team: KAZ (White)

No.	Pos.	Name	GP	G	A	PTS	PIM	+/-
1	GK	FEOKTISTOVA Zlatotsveta	0	0	0	0	0	
2	D	VORONOVA Alexandra	6	0	5	5	0	+9
3	F	SAYAKHATKYZY Munira	6	4	1	5	0	+9
4	D	MESKINI Katrin	6	0	1	1	0	+2
5	F	ALDABERGENOVA Malika	6	1	3	4	0	+5
7	F	ASHIMOVA Pernesh	6	0	4	4	2	+3
8	F	FILIMONOVA Nadezhda	6	4	2	6	2	+5
9	D	MOLDABAY Dariya	6	1	4	5	0	+2
10	F	SHEGAY Alexandra	6	3	4	7	2	+8
11	D	YAKOVLEVA Polina	6	0	0	0	0	+2
12	F	SAYAKHATKYZY Dilnaz	6	3	2	5	2	+8
13	D	TURSYNOVA Madina	6	1	3	4	0	+4
14	F	SVIRIDOVA Larissa	6	2	3	5	0	+5
15	D	PYATKOVA Anna	6	1	1	2	2	+6
17	D	OLZHABAYEVA Aida	6	0	4	4	2	+6
18	F	ORAZBAYEVA Anastasiya	6	2	4	6	0	+5
19	F	IVANCHENKO Alina	6	0	0	0	0	+1
20	GK	CHSHYOKOLOVA Arina	6	0	0	0	0	
21	D	BUTORINA Yuliya	6	1	2	3	0	+8
22	F	ZUBKOVA Sofiya	6	5	4	9	2	+8
23	F	KOROLEVA Tatyana	6	0	1	1	0	+1
24	F	KUTSENKO Yekaterina	6	1	0	1	0	+1
25	GK	GOVTVA Polina	6	0	0	0	0	

Head Coach: TEBENKOV Alexandr

Legend:

+/-	Plus/minus net	A	Assists	D	Defender	F	Forward
G	Goals	GA	Goals against	GAA	Goals against as average per 60 minutes	GK	Goalkeeper
GP	Games played	MIP	Minutes and seconds played	No.	Jersey number	PIM	Penalties in minutes
Pos.	Position	PTS	Points	SOG	Shots on goal	SVS	Saves
SVS%	Saves in percentage						



Line-Ups 阵容

REVISED
14 FEB 9:14

KOR - KAZ

Referees

SONG Meina (CHN), WAN Mei Wah (MAS)

Linespersons

PARK Jung Yoon (KOR), WANG Hui (CHN)

Goalkeepers

Team: KOR

No.	Name
20	BAE Jeongyeon
25	KIM Yeonju

Team: KAZ

No.	Name
20	CHSHYOKOLOVA Arina
25	GOVTVA Polina

Team Line-ups

Team: KOR (Blue)

No.	Pos.	Name
8	D	KIM Selin
11	D	KIM Dowon
9	F	PARK Jongah
13	F	LEE Eunji +A
16	F	LEE Eunji
5	D	LEE Sojung
15	D	PARK Juyeon
17	F	HAN Soojin +C
18	F	HAN Yuan
19	F	PARK Jiyeon +A
23	D	KIM Minseo
24	D	KANG Sihyun
3	F	EOM Suyeon
10	F	CHOI Jiyeon
22	F	JUNG Siyun
2	D	SONG Heeoh
7	D	PARK Ye Eun
4	F	PARK Minae
6	F	KANG Nara
12	F	JUNG Yewon

Head Coach: KIM Doyun

NOT DRESSED:

1 GK PARK Jongju

Team: KAZ (White)

No.	Pos.	Name
9	D	MOLDABAY Dariya +A
13	D	TURSYNOVA Madina
8	F	FILIMONOVA Nadezhda
10	F	SHEGAY Alexandra
18	F	ORAZBAYEVA Anastassiya +C
15	D	PYATKOVA Anna
17	D	OLZHABAYEVA Aida
5	F	ALDABERGENOVA Malika +A
7	F	ASHIMOVA Pernesh
14	F	SVIRIDOVA Larissa
2	D	VORONOVA Alexandra
21	D	BUTORINA Yuliya
3	F	SAYAKHATKYZY Munira
12	F	SAYAKHATKYZY Dilnaz
22	F	ZUBKOVA Sofiya
4	D	MESKINI Katrin
11	D	YAKOVLEVA Polina
19	F	IVANCHENKO Alina
23	F	KOROLEVA Tatyana
24	F	KUTSENKO Yekaterina

Head Coach: TEBENKOV Alexandr

NOT DRESSED:

1 GK FEOKTISTOVA Zlatotsveta

Legend:

+A Alternate Captain +C Captain D Defender F Forward
No. Jersey number Pos. Position

REVISED

Revised to change line-ups on request of Team KOR.

Timing & Results provided by BORNAN

Graphical Line-ups

阵容图

KOR - KAZ

Referees

SONG Meina (CHN) , WAN Mei Wah (MAS)

Linespersons

PARK Jung Yoon (KOR) , WANG Hui (CHN)

Team: KOR - Republic of Korea (Blue)

Head Coach: KIM Doyun

S1 25 KIM Yeonju		20 BAE Jeongyeon	
S4 9 PARK Jongah	S6 16 LEE Eunji	S5 13 LEE Eunji +A	
S2 8 KIM Selin		S3 11 KIM Dowon	
18 HAN Yuan	17 HAN Soojin +C	19 PARK Jiyeon +A	
5 LEE Sojung		15 PARK Juyeon	
10 CHOI Jiyeon	3 EOM Suyeon	22 JUNG Siyun	
24 KANG Sihyun		23 KIM Minseo	
4 PARK Minae	6 KANG Nara	12 JUNG Yewon	
2 SONG Heeoh		7 PARK Ye Eun	

Team: KAZ - Kazakhstan (White)

Head Coach: TEBENKOV Alexandr

S1 20 CHSHYOKOLOVA Arina		25 GOVTVA Polina	
S4 8 FILIMONOVA Nadezhda	S6 18 ORAZBAYEVA Anastasiya +C	S5 10 SHEGAY Alexandra	
S2 9 MOLDABAY Dariya +A		S3 13 TURSNOVA Madina	
7 ASHIMOVA Pernesh	5 ALDABERGENOVA Malika +A	14 SVIRIDOVA Larissa	
15 PYATKOVA Anna		17 OLZHABAYEVA Aida	
3 SAYAKHATKYZY Munira	12 SAYAKHATKYZY Dilnaz	22 ZUBKOVA Sofiya	
2 VORONOVA Alexandra		21 BUTORINA Yuliya	
19 IVANCHENKO Alina	24 KUTSENKO Yekaterina	23 KOROLEVA Tatyana	
4 MESKINI Katrin		11 YAKOVLEVA Polina	

Legend:

+A Alternate Captain

+C Captain

Sn

Starting position

Timing & Results provided by BORNAN



FRI 14 FEB 2025
Start Time 10:00
End Time 11:55

Game Summary 比赛总结

KOR - KAZ 0 - 3 (0 - 1, 0 - 0, 0 - 2)

Spectators	Referees	Linespersons
862	SONG Meina (CHN) , WAN Mei Wah (MAS)	PARK Jung Yoon (KOR) , WANG Hui (CHN)

Team Statistics

Period	Score	SVS	SOG	PIM	TPP	PPG	SHG
1	0 : 1	10 : 6	6 : 11	2 : 0	00:00 : 00:50	0 : 1	0 : 0
2	0 : 0	7 : 4	4 : 7	7 : 4	02:49 : 07:00	0 : 0	0 : 0
3	0 : 2	2 : 13	13 : 4	2 : 6	06:31 : 00:00	0 : 0	0 : 0
Total	0 : 3	19 : 23	23 : 22	11 : 10	09:20 : 07:50	0 : 1	0 : 0

1st Period

Action	Time	ET/Res	Team	Type	No.	Name	(G)	Name of Assistant(s) / Action Description
GK	00:00		KOR		25	KIM Yeonju		- Goalkeeper in
GK	00:00		KAZ		20	CHSHYOKOLOVA Arina		- Goalkeeper in
Penalty	05:08	05:58	KOR	2 min.	11	KIM Dowon		- Cross-Checking
Goal	05:58	0 : 1	KAZ	PP1	5	ALDABERGENOVA M	(2)	10 SHEGAY Alexandra On Ice KOR 25 5 9 13 24 13 TURSNOVA Madina KAZ 20 5 8 9 10 13 *

2nd Period

Action	Time	ET/Res	Team	Type	No.	Name	(G)	Name of Assistant(s) / Action Description
Penalty	20:36	22:36	KAZ	2 min.	10	SHEGAY Alexandra		- Tripping
Penalty	27:24	29:24	KOR	2 min.	18	HAN Yuan		- Tripping
Penalty	29:51	34:51	KOR	5 min.	3	EOM Suyeon		- Boarding
Penalty	39:11	41:11	KAZ	2 min.	18	ORAZBAYEVA A		- Tripping
GK	39:11		KOR					25 KIM Yeonju - Goalkeeper out

3rd Period

Action	Time	ET/Res	Team	Type	No.	Name	(G)	Name of Assistant(s) / Action Description
GK	40:00		KOR		25	KIM Yeonju		- Goalkeeper in
Goal	43:23	0 : 2	KAZ	EQ	21	BUTORINA Yuliya	(2)	On Ice KOR 25 9 11 13 15 16 KAZ 20 2 3 12 21 24
Penalty	47:31	49:31	KAZ	2 min.	12	SAYAKHATKYZY D		- Hooking
GK	47:31		KOR					25 KIM Yeonju - Goalkeeper out
GK	48:40		KOR		25	KIM Yeonju		- Goalkeeper in
Time-out	52:23		KOR					
GK	52:23		KOR					25 KIM Yeonju - Goalkeeper out
Goal	53:30	0 : 3	KAZ	EQ ENG	9	MOLDABAY Dariya	(2)	On Ice KOR 3 8 9 13 17 19 KAZ 20 5 8 9 13 17
GK	53:30		KOR		25	KIM Yeonju		- Goalkeeper in
Penalty	54:42	56:42	KAZ	2 min.	13	TURSNOVA Madina		- Hooking
GK	54:42		KOR					25 KIM Yeonju - Goalkeeper out
GK	55:54		KOR		25	KIM Yeonju		- Goalkeeper in
GK	57:07		KOR					25 KIM Yeonju - Goalkeeper out
Penalty	58:06	60:00	KAZ	2 min.	12	SAYAKHATKYZY D		- Holding an opponent
Penalty	59:26	60:00	KOR	2 min.	9	PARK Jongah		- Cross-Checking
GK	59:26		KOR		25	KIM Yeonju		- Goalkeeper in
GK	60:00		KOR					25 KIM Yeonju - Goalkeeper out
GK	60:00		KAZ					20 CHSHYOKOLOVA Arina - Goalkeeper out

Goalkeeper Records

Team : KOR - Republic of Korea

Team : KAZ - Kazakhstan

No.	Name	SOG	SVS	MIP	No.	Name	SOG	SVS	MIP
25	KIM Yeonju	21	19	53:24	20	CHSHYOKOLOVA Arina	23	23	60:00
20	BAE Jeongyeon				25	GOVTVA Polina			

Game Statistics

Team : KOR (Blue)

Head Coach : KIM Doyun										Shots on Goal					Time on Ice								
No.	Pos.	Name	G	A	P	PIM	FO+	FO-	FO+/-	FO%	1	2	3	OT	TS	+/-	1	2	3	OT	TOT	SHF	AVG
8	D	KIM Selin	0	0	0	0	0	0	0	0.00	0	0	1		1	-1	5:39	11:00	11:11		27:50	27	1:01
9	F	PARK Jongah	0	0	0	2	0	0	0	0.00	0	2	2		4	-2	6:52	9:28	10:03		26:23	25	1:03
11	D	KIM Dowon	0	0	0	2	0	0	0	0.00	0	0	0		0	-1	10:13	7:33	4:25		22:11	24	0:55
13	F	LEE Eunji +A	0	0	0	0	1	2	-1	33.33	1	1	1		3	-2	6:17	9:03	9:13		24:33	25	0:58
16	F	LEE Eunji	0	0	0	0	5	7	-2	41.67	0	0	1		1	-1	6:05	5:01	4:36		15:42	19	0:49
5	D	LEE Sojung	0	0	0	0	0	0	0	0.00	0	1	1		2	0	4:25	6:05	7:39		18:09	22	0:49
15	D	PARK Juyeon	0	0	0	0	0	0	0	0.00	0	0	0		0	-1	7:20	3:33	3:28		14:21	18	0:47
17	F	HAN Soojin +C	0	0	0	0	15	9	6	62.50	2	0	3		5	-1	4:47	5:55	10:19		21:01	22	0:57
18	F	HAN Yuan	0	0	0	2	0	0	0	0.00	0	0	0		0	0	3:46	2:51	5:06		11:43	15	0:46
19	F	PARK Jiyeon +A	0	0	0	0	0	0	0	0.00	0	0	2		2	-1	5:52	6:43	10:57		23:32	24	0:58
3	F	EOM Suyeon	0	0	0	5	2	0	2	100.00	0	0	2		2	-1	4:14	5:19	9:13		18:46	21	0:53
10	F	CHOI Jiyeon	0	0	0	0	2	3	-1	40.00	1	0	0		1	0	4:38	4:41	4:06		13:25	17	0:47
22	F	JUNG Siyun	0	0	0	0	0	0	0	0.00	0	0	0		0	0	5:26	3:00	3:02		11:28	13	0:52
23	D	KIM Minseo	0	0	0	0	0	0	0	0.00	0	0	0		0	0	4:52	1:59	0:00		6:51	6	1:08
24	D	KANG Sihyun	0	0	0	0	0	0	0	0.00	0	0	0		0	0	7:02	6:00	4:58		18:00	21	0:51
2	D	SONG Heeoh	0	0	0	0	0	0	0	0.00	0	0	0		0	0	0:29	0:18	1:47		2:34	4	0:38
4	F	PARK Minae	0	0	0	0	0	1	-1	0.00	0	0	0		0	0	3:16	1:36	2:29		7:21	11	0:40
6	F	KANG Nara	0	0	0	0	0	1	-1	0.00	0	0	0		0	0	4:08	1:57	0:35		6:40	9	0:44
7	D	PARK Ye Eun	0	0	0	0	0	0	0	0.00	0	0	0		0	0	0:00	0:40	0:00		0:40	1	0:40
12	F	JUNG Yewon	0	0	0	0	0	0	0	0.00	2	0	0		2	0	3:49	1:07	2:16		7:12	11	0:39
20	GK	BAE Jeongyeon	0	0	0	0					0	0	0		0								
25	GK	KIM Yeonju	0	0	0	0					0	0	0		0								
Total			0	0	0	11	25	23	2	52.08	6	4	13		23								

Team : KAZ (White)

Head Coach : TEBENKOV Alexandr										Shots on Goal					Time on Ice									
No.	Pos.	Name	G	A	P	PIM	FO+	FO-	FO+/-	FO%	1	2	3	OT	TS	+/-	1	2	3	OT	TOT	SHF	AVG	
8	F	FILIMONOVA Nadezhda	0	0	0	0	0	0	0	0.00	0	1	0		1	+1	6:54	6:58	5:10		19:02	26	0:43	
9	D	MOLDABAY Dariya +A	1	0	1	0	0	0	0	0.00	0	1	1		2	+1	6:29	7:26	8:56		22:51	27	0:50	
10	F	SHEGAY Alexandra	0	1	1	2	1	0	1	100.00	1	1	0		2	0	6:55	5:43	5:55		18:33	29	0:38	
13	D	TURSYNOVA Madina	0	1	1	2	0	0	0	0.00	0	0	0		0	+1	8:15	7:53	7:36		23:44	27	0:52	
18	F	ORAZBAYEVA Anastassiya +C	0	0	0	2	6	9	-3	40.00	0	0	0		0	0	6:43	6:53	5:20		18:56	29	0:39	
5	F	ALDABERGENOVA Malika +A	1	0	1	0	11	11	0	50.00	3	2	1		6	+1	8:21	9:11	9:54		27:26	32	0:51	
7	F	ASHIMOVA Pernesh	0	0	0	0	0	0	0	0.00	2	1	1		4	0	6:56	9:53	9:52		26:41	31	0:51	
14	F	SVIRIDOVA Larissa	0	0	0	0	0	0	0	0.00	0	0	0		0	0	5:32	3:17	0:00		8:49	12	0:44	
15	D	PYATKOVA Anna	0	0	0	0	0	0	0	0.00	0	0	0		0	0	6:01	9:29	7:47		23:17	25	0:55	
17	D	OLZHABAYEVA Aida	0	0	0	0	0	0	0	0.00	1	0	0		1	+1	7:34	8:04	8:57		24:35	27	0:54	
2	D	VORONOVA Alexandra	0	0	0	0	0	0	0	0.00	0	0	0		0	+1	4:59	4:06	2:56		12:01	16	0:45	
3	F	SAYAKHATKYZY Munira	0	0	0	0	0	0	0	0.00	2	0	0		2	+1	7:03	2:47	3:36		13:26	16	0:50	
12	F	SAYAKHATKYZY Dilnaz	0	0	0	4	5	5	0	50.00	1	0	0		1	+1	5:54	4:35	4:24		14:53	20	0:44	
21	D	BUTORINA Yuliya	1	0	1	0	0	0	0	0.00	0	1	1		2	+1	6:42	3:03	4:28		14:13	18	0:47	
22	F	ZUBKOVA Sofiya	0	0	0	0	0	0	0	0.00	0	0	0		0	0	4:06	5:04	4:20		13:30	16	0:50	
4	D	MESKINI Katrin	0	0	0	0	0	0	0	0.00	0	0	0		0	0	0:00	0:00	0:00		0:00	0	0:00	
11	D	YAKOVLEVA Polina	0	0	0	0	0	0	0	0.00	0	0	0		0	0	0:00	0:00	0:00		0:00	0	0:00	
19	F	IVANCHENKO Alina	0	0	0	0	0	0	0	0.00	0	0	0		0	0	0:00	0:00	0:00		0:00	0	0:00	
23	F	KOROLEVA Tatyana	0	0	0	0	0	0	0	0.00	0	0	0		0	0	0:00	0:00	0:00		0:00	0	0:00	
24	F	KUTSENKO Yekaterina	0	0	0	0	0	0	0	0.00	1	0	0		1	+1	2:15	2:50	3:43		8:48	13	0:40	
20	GK	CHSHYOKOLOVA Arina	0	0	0	0					0	0	0		0									
25	GK	GOVTVA Polina	0	0	0	0					0	0	0		0									
Total			3	2	5	10	23	25	-2	47.92	11	7	4		22									

Group A

R	Team	GP	W	OTW	OTL	L	GDF	GF : GA	PTS
1	JPN	2	2	0	0	0	+10	10 : 0	6
2	KAZ	3	2	0	0	1	0	5 : 5	6
3	CHN	2	1	0	0	1	0	3 : 3	3
4	KOR	3	0	0	0	3	-10	1 : 11	0

	CHN	JPN	KAZ	KOR
CHN	*****	FRI 14 FEB 14:00	1:2	2:1
JPN	FRI 14 FEB 14:00	*****	4:0	6:0
KAZ	2:1	0:4	*****	3:0
KOR	1:2	0:6	0:3	*****

Legend:

(G) Goals in tournament	* Does not count for Plus/minus	+/- Plus/minus net	+A Alternate Captain
+C Captain	A Assists	AVG Average time on ice / shift	D Defender
ENG Empty net goal	EQ Equal strength	ET/Res Penalty end time/Result of game	F Forward
FO% Face-offs won as percentage	FO+ Face-offs won	FO- Face-offs lost	FO+/- Face-offs net
G Goals	GA Goals against	GDF Goal difference	GF Goals for
GK Goalkeeper	GP Games played	L Losses	MIP Minutes in play (GK)
No. Jersey number	OT Overtime	OTL Overtime losses	OTW Overtime wins
P Points	PIM Penalties in minutes	Pos. Position	PP1 Power play - 1 player
PPG Power play goals	PTS Points	R Rank	SHF Number of shifts
SHG Shorthanded goals	SOG Shots on goal	SVS Saves	TOT Total
TTP Time on power play	TS Total shots	W Wins	

Shot Chart

射门表

KOR - KAZ

Shots by KAZ

Goals (o): 1

SSG (+): 10

SSP (<): 5

SPG (-): 7

o5

GK 25 of KOR



1st Period



Shots by KOR

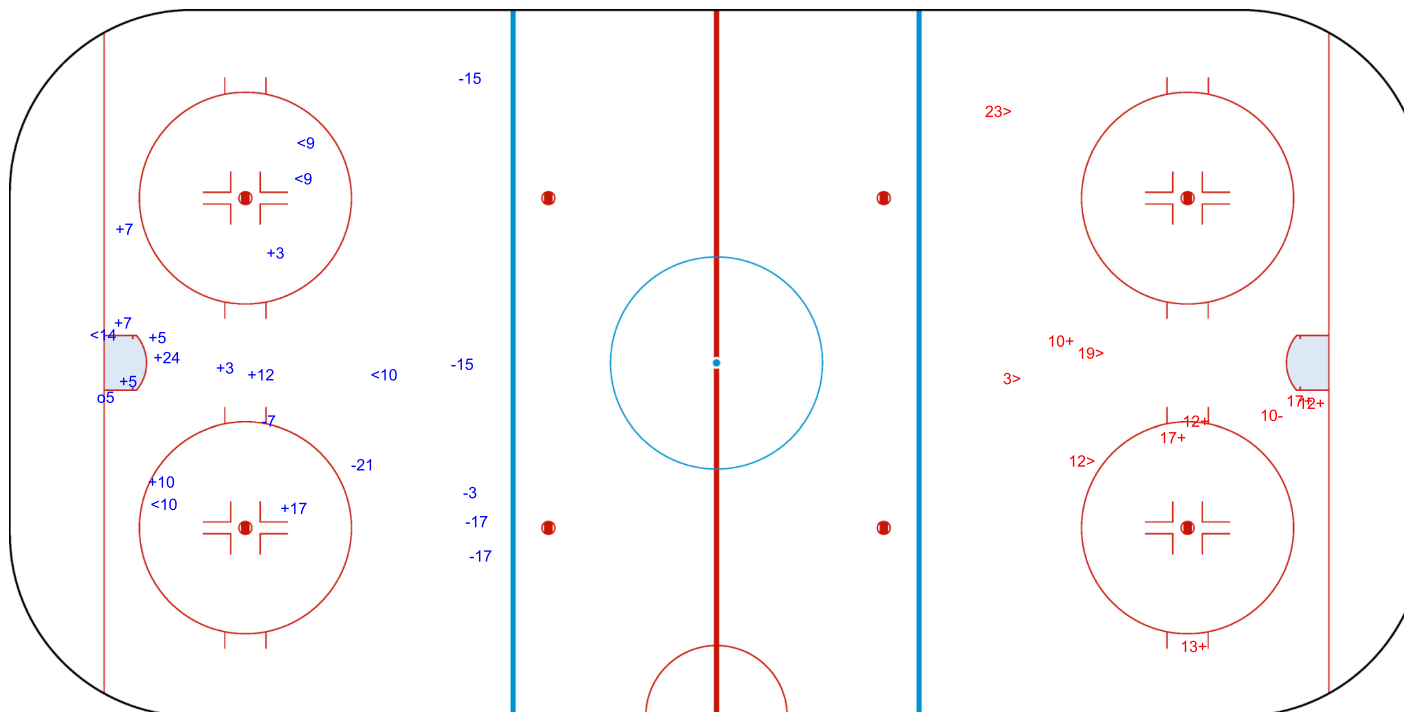
Goals (o): 0

SSG (+): 6

SSP (>): 4

SPG (-): 1

GK 20 of KAZ






Shots by KOR

Goals (o): 0

SSG (+): 4

SSP (<): 6

SPG (-): 3



GK 20 of KAZ



2nd Period




Shots by KAZ

Goals (o): 0

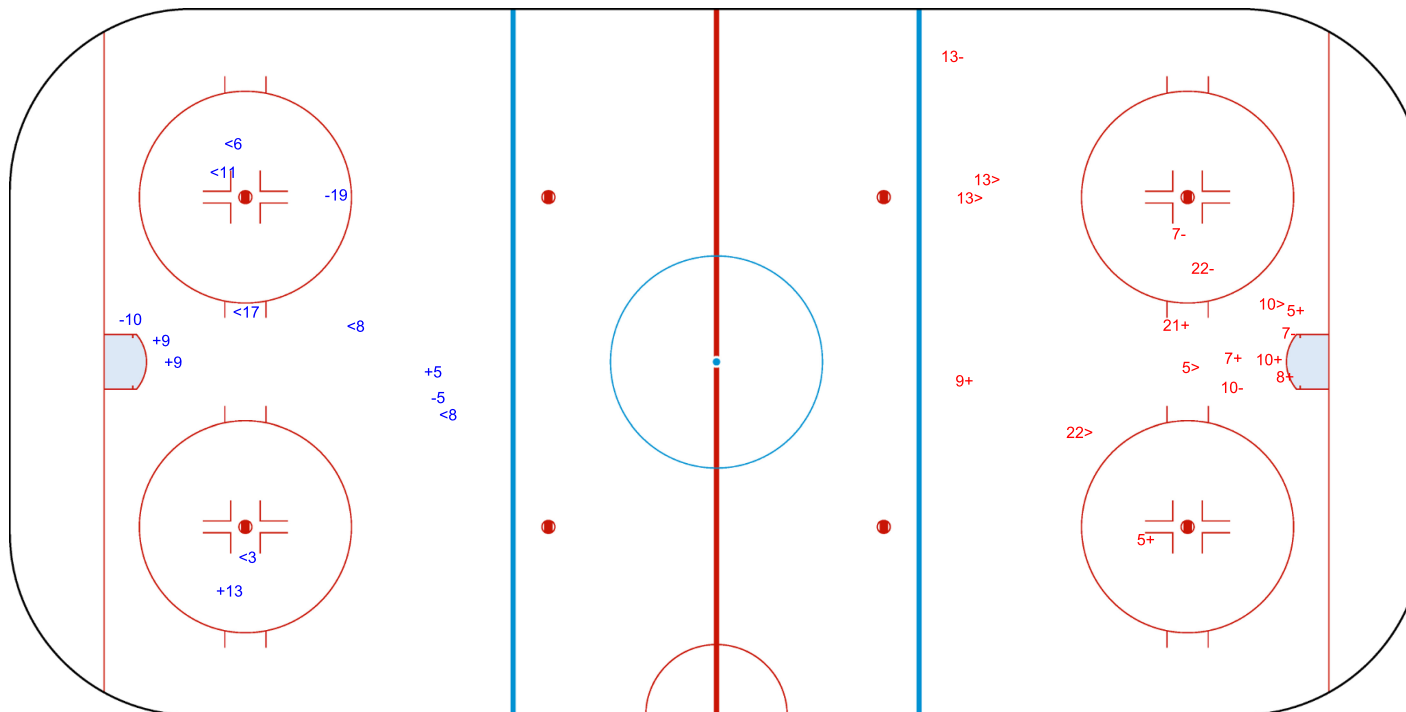
SSG (+): 7

SSP (>): 5

SPG (-): 5



GK 25 of KOR





Shots by KAZ

Goals (o): 2

SSG (+): 2

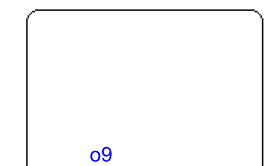
SSP (<): 8

SPG (-): 2



o21

GK 25 of KOR



o9

ENG



3rd Period



Shots by KOR

Goals (o): 0

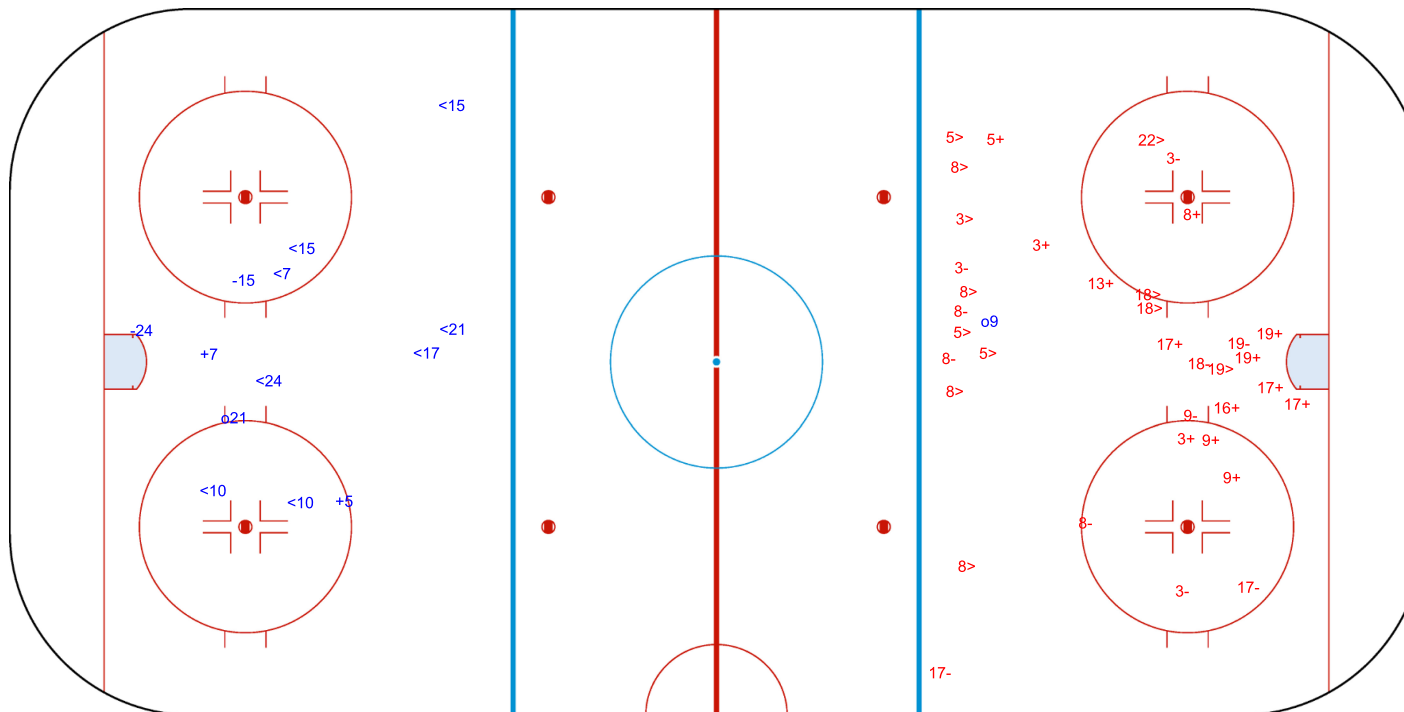
SSG (+): 13

SSP (>): 12

SPG (-): 11



GK 20 of KAZ



Legend:

ENG Empty net goal

GK Goalkeeper

SPG Shots past goal

SSG Shots saved by goalkeeper

SSP Shots saved by player

Timing & Results provided by BORNAN

Report Created FRI 14 FEB 2025 11:57

BORNAN
SPORTS TECHNOLOGY

Face-off Chart
争球表
KOR - KAZ

1st PERIOD

Total wins / period	KOR	KAZ	KOR	KAZ	KOR	KAZ	Total wins all zones	
	Def. zone	Att. zone	Neutral zone		Att. zone	Def. zone		
	- 13	+ 10	- 16	+ 18	- 10	+ 18		
	- 16	+ 5	+ 17	- 5	+ 16	- 18		
	+ 3	- 5	- 17	+ 12	- 16	+ 5		
	+ 16	- 12			+ 17	- 18		
	2 / 50%	2 / 50%	1 / 33%	2 / 67%	2 / 50%	2 / 50%	KOR	KAZ
							5 / 45%	6 / 55%

2nd PERIOD

Total wins / period	KOR		KAZ		KOR		KAZ		Total wins all zones	
	Def. zone	Att. zone	Neutral zone		Att. zone	Def. zone				
	- 6	+ 5	+ 16	- 18	+ 17	- 5				
	+ 17	- 12	- 17	+ 5	- 17	+ 5				
	+ 13	- 5	- 13	+ 18	+ 10	- 12				
	- 17	+ 5	- 17	+ 18	+ 17	- 5				
	- 17	+ 5	- 10	+ 5						
	- 17	+ 18								
	+ 3	- 5								
		3 / 43%	4 / 57%	1 / 20%	4 / 80%	3 / 75%	1 / 25%	7 / 44%	9 / 56%	

3rd PERIOD

Total wins / period	KOR		KAZ		KOR		KAZ		Total wins all zones	
	Def. zone	Att. zone	Neutral zone		Att. zone	Def. zone				
	- 16	+ 12	+ 16	- 5	+ 17	- 5				
	- 16	+ 12	+ 17	- 18	+ 10	- 18				
	- 10	+ 12	- 4	+ 18	+ 17	- 12				
			- 17	+ 12	+ 17	- 18				
			+ 16	- 5	+ 17	- 18				
					- 17	+ 5				
					+ 17	- 18				
					+ 17	- 5				
				+ 17	- 18					
				- 16	+ 5					
				+ 17	- 12					
				+ 17	- 5					
				- 16	+ 5					

TOTAL

Total wins / game	KOR	KAZ	KOR	KAZ	KOR	KAZ	Total wins all zones	
	Def. zone	Att. zone	Neutral zone		Att. zone	Def. zone		
							KOR	KAZ
	5 / 36%	9 / 64%	5 / 38%	8 / 62%	15 / 71%	6 / 29%	25 / 52%	23 / 48%

HEAD TO HEAD

		KAZ								
	No.	5	10	12	18	Tot.	wins KOR	Dz	Nz	Az
KOR	3	2 - 0				2	2 100%	2 100%		
	4				0 - 1	1	0 0%		0 0%	
	6	0 - 1				1	0 0%	0 0%		
	10	0 - 1		1 - 1	1 - 1	5	2 40%	0 0%	0 0%	2 67%
	13	1 - 0	0 - 1		0 - 1	3	1 33%	1 50%	0 0%	
	16	2 - 4		1 - 2	2 - 1	12	5 42%	1 25%	3 75%	1 25%
	17	6 - 5		3 - 2	6 - 2	24	15 63%	1 25%	2 33%	12 86%
Tot.		22	1	10	15	48	25 52%	5 36%	5 38%	15 71%
wins KAZ		11 50%	1 100%	5 50%	6 40%	23 48%				
Dz		5 50%		0 0%	1 13%	6 29%				
Nz		2 40%		2 100%	4 67%	8 62%				
Az		4 57%	1 100%	3 60%	1 100%	9 64%				

Legend:

Az Attacking zone Dz Defending zone No. Jersey number Nz Neutral zone Tot. Total face-offs played

Game Roster

比赛名单

JPN - CHN

Referees

LIU Lu (CHN) , NAKAYAMA Miyuki (JPN)

Linespersons

MATSUO Kumiko (JPN) , ZHANG Wenxi (CHN)

Goalkeepers

Team: JPN

No.	Name	GP	MIP	GA	SVS	SOG	SVS%	GAA
1	KAWAGUCHI Riko	1	60:00	0	7	7	100.00	0.00
20	KUROMARU Haruka	2	60:00	0	9	9	100.00	0.00
29	MASUHARA Miyuu	1	00:00	0	0	0	0.00	0.00

Team Roster

Team: JPN (Black)

No.	Pos.	Name	GP	G	A	PTS	PIM	+/-
1	GK	KAWAGUCHI Riko	1	0	0	0	0	
2	D	KOIKE Shiori	2	0	3	3	0	+4
3	D	SHIGA Aoi	2	0	2	2	0	+4
5	D	YAMASHITA Shiori	2	0	0	0	0	+1
6	D	SATO Kohane	2	0	3	3	0	+4
7	D	SEKI Kanami	2	0	0	0	0	+2
8	D	HOSOYAMADA Akane	2	0	1	1	2	+5
10	F	YAMASHITA Hikaru	2	0	1	1	0	+1
15	F	UKITA Rui	2	2	2	4	0	+5
16	F	ENOMOTO Yoshino	2	1	0	1	0	+2
17	F	KUROSU Wakana	2	0	0	0	0	+2
18	F	MAEDA Suzuka	2	2	1	3	0	+4
19	F	ITO Makoto	2	1	2	3	0	+4
20	GK	KUROMARU Haruka	2	0	0	0	0	
22	F	KOYAMA Remi	2	0	1	1	0	+3
23	F	NORO Rio	2	0	0	0	0	0
24	F	MIURA Mei	2	0	1	1	0	+3
25	F	NORO Riri	2	1	0	1	2	+2
26	F	WAJIMA Yumeka	2	3	2	5	0	+4
27	F	TADA Ai	2	0	0	0	0	0
29	GK	MASUHARA Miyuu	1	0	0	0	0	

Head Coach: IIZUKA Yuji

Team: CHN

No.	Name	GP	MIP	GA	SVS	SOG	SVS%	GAA
30	WANG Yuqing	2	00:00	0	0	0	0.00	0.00
39	LI Yiming	0	00:00	0	0	0	0.00	0.00
49	LAI Guimin	2	119:56	3	44	47	93.62	1.50

Team: CHN (White)

No.	Pos.	Name	GP	G	A	PTS	PIM	+/-
2	D	YU Baiwei	2	0	0	0	0	0
7	F	ZHANG Mengying	2	0	0	0	2	0
9	F	KONG Minghui	2	0	1	1	0	0
10	F	WU Sijia	2	1	0	1	0	+1
13	D	ZHAO Qinan	2	0	0	0	0	+2
16	F	HU Jiayi	2	0	0	0	0	0
17	F	QU Yue	2	0	1	1	0	+1
19	D	DU Sijia	2	0	0	0	0	0
21	D	LIU Siyang	2	0	0	0	0	-1
23	F	FANG Xin	2	1	0	1	0	0
24	F	WANG Jiaxin	2	1	2	3	4	+1
25	D	LIU Chunshuang	2	0	0	0	0	0
26	F	GUAN Yingying	2	0	0	0	2	0
28	F	YANG Jinglei	2	0	0	0	2	0
30	GK	WANG Yuqing	2	0	0	0	0	
31	F	ZHANG Biyang	2	0	0	0	0	0
39	GK	LI Yiming	0	0	0	0	0	
49	GK	LAI Guimin	2	0	0	0	0	
61	F	GAO Ziye	2	0	0	0	0	0
66	D	LI Qianhua	2	0	0	0	5	0
86	F	ZHAO Ziyu	2	0	0	0	0	0
94	D	WEN Lu	2	0	0	0	2	+1
98	F	ZHU Rui	2	0	0	0	0	0

Head Coach: REJA Daniel John

Legend:

+/-	Plus/minus net	A	Assists	D	Defender	F	Forward
G	Goals	GA	Goals against	GAA	Goals against as average per 60 minutes	GK	Goalkeeper
GP	Games played	MIP	Minutes and seconds played	No.	Jersey number	PIM	Penalties in minutes
Pos.	Position	PTS	Points	SOG	Shots on goal	SVS	Saves
SVS%	Saves in percentage						

Line-Ups

阵容

JPN - CHN

Referees

LIU Lu (CHN), NAKAYAMA Miyuki (JPN)

Linespersons

MATSUO Kumiko (JPN), ZHANG Wenxi (CHN)

Goalkeepers

Team: JPN

No.	Name
1	KAWAGUCHI Riko
29	MASUHARA Miyuu

Team: CHN

No.	Name
30	WANG Yuqing
49	LAI Guimin

Team Line-ups

Team: JPN (Black)

No.	Pos.	Name
3	D	SHIGA Aoi
6	D	SATO Kohane
15	F	UKITA Rui +A
19	F	ITO Makoto
22	F	KOYAMA Remi
2	D	KOIKE Shiori +C
8	D	HOSOYAMADA Akane +A
18	F	MAEDA Suzuka
24	F	MIURA Mei
26	F	WAJIMA Yumeka
5	D	YAMASHITA Shiori
7	D	SEKI Kanami
10	F	YAMASHITA Hikaru
16	F	ENOMOTO Yoshino
25	F	NORO Riri
17	F	KUROSU Wakana
23	F	NORO Rio
27	F	TADA Ai

Team: CHN (White)

No.	Pos.	Name
2	D	YU Baiwei +C
13	D	ZHAO Qinan +A
9	F	KONG Minghui
23	F	FANG Xin
98	F	ZHU Rui
19	D	DU Sijia
66	D	LI Qianhua
7	F	ZHANG Mengying +A
26	F	GUAN Yingying
28	F	YANG Jinglei
21	D	LIU Siyang
94	D	WEN Lu
10	F	WU Sijia
17	F	QU Yue
24	F	WANG Jiaxin
25	D	LIU Chunshuang
16	F	HU Jiayi
31	F	ZHANG Biyang
61	F	GAO Ziye
86	F	ZHAO Ziyu

Head Coach: IIZUKA Yuji

Head Coach: REJA Daniel John

NOT DRESSED:

20 GK KUROMARU Haruka

NOT DRESSED:

39 GK LI Yiming

Legend:

+A Alternate Captain
No. Jersey number

+C Captain
Pos. Position

D Defender

F Forward

Graphical Line-ups

阵容图

JPN - CHN

Referees

LIU Lu (CHN) , NAKAYAMA Miyuki (JPN)

Linespersons

MATSUO Kumiko (JPN) , ZHANG Wenxi (CHN)

Team: JPN - Japan (Black)

Head Coach: IIZUKA Yuji

S1 29 MASUHARA Miyuu		
1 KAWAGUCHI Riko		
S4 15 UKITA Rui +A	S5 19 ITO Makoto	S6 22 KOYAMA Remi
S3 6 SATO Kohane	S2 3 SHIGA Aoi	
26 WAJIMA Yumeka	18 MAEDA Suzuka	24 MIURA Mei
2 KOIKE Shiori +C	8 HOSOYAMADA Akane +A	
10 YAMASHITA Hikaru	16 ENOMOTO Yoshino	25 NORO Riri
5 YAMASHITA Shiori	7 SEKI Kanami	
17 KUROSU Wakana	23 NORO Rio	27 TADA Ai

Team: CHN - China (White)

Head Coach: REJA Daniel John

S1 49 LAI Guimin		
30 WANG Yuqing		
S4 9 KONG Minghui	S5 23 FANG Xin	S6 98 ZHU Rui
S2 2 YU Baiwei +C	S3 13 ZHAO Qinan +A	
28 YANG Jinglei	26 GUAN Yingying	7 ZHANG Mengying +A
19 DU Sijia	66 LI Qianhua	
10 WU Sijia	24 WANG Jiaxin	17 QU Yue
21 LIU Siyang	94 WEN Lu	
16 HU Jiayi	31 ZHANG Biyang	61 GAO Ziye
	25 LIU Chunshuang	
		86 ZHAO Ziyu

Legend:

+A Alternate Captain

+C Captain

Sn

Starting position

Timing & Results provided by BORNAN

FRI 14 FEB 2025
Start Time 14:00
End Time 15:53

Game Summary 比赛总结

JPN - CHN 8 - 1 (3 - 1, 2 - 0, 3 - 0)

Spectators	Referees	Linespersons
1198	LIU Lu (CHN), NAKAYAMA Miyuki (JPN)	MATSUO Kumiko (JPN), ZHANG Wenxi (CHN)

Team Statistics

Period	Score	SVS	SOG	PIM	TPP	PPG	SHG
1	3 : 1	2 : 9	12 : 3	4 : 4	00:33 : 01:23	1 : 1	0 : 0
2	2 : 0	5 : 10	12 : 5	2 : 2	00:25 : 02:00	1 : 0	0 : 0
3	3 : 0	5 : 13	16 : 5	0 : 2	02:00 : 00:00	0 : 0	0 : 0
Total	8 : 1	12 : 32	40 : 13	6 : 8	02:58 : 03:23	2 : 1	0 : 0

1st Period

Action	Time	ET/Res	Team	Type	No.	Name	(G)	Name of Assistant(s) / Action Description
GK	00:00		JPN		29	MASUHARA Miyuu	-	Goalkeeper in
GK	00:00		CHN		49	LAI Guimin	-	Goalkeeper in
Goal	02:51	1 : 0	JPN	EQ	22	KOYAMA Remi	(1)	19 ITO Makoto On Ice JPN 29 3 6 15 19 22 CHN 49 2 7 9 26 66
Penalty	05:36	06:59	JPN	2 min.	17	KUROSU Wakana	-	Illegal Hit
Penalty	05:45	07:45	CHN	2 min.	13	ZHAO Qinan	-	Roughing
Penalty	05:45	07:45	JPN	2 min.	15	UKITA R	-	Roughing
Goal	06:59	1 : 1	CHN	PP1	9	KONG Minghui	(1)	2 YU Baiwei On Ice JPN 29 3 6 18 24 CHN 49 2 7 9 17 23 *
Goal	08:10	2 : 1	JPN	EQ	3	SHIGA Aoi	(1)	15 UKITA R On Ice JPN 29 3 6 15 19 22 CHN 49 16 21 31 61 94
Penalty	16:09	16:42	CHN	2 min.	19	DU Sijia	-	Interference
Goal	16:42	3 : 1	JPN	PP1	19	ITO Makoto	(2)	15 UKITA R On Ice JPN 29 3 6 15 19 24 CHN 49 7 13 17 26 *

2nd Period

Action	Time	ET/Res	Team	Type	No.	Name	(G)	Name of Assistant(s) / Action Description
Goal	30:01	4 : 1	JPN	EQ	18	MAEDA Suzuka	(3)	2 KOIKE Shiori On Ice JPN 29 2 8 18 24 26 CHN 49 17 19 24 26 28 8 HOSOYAMADA Akane
Penalty	31:45	32:10	CHN	2 min.	13	ZHAO Qinan	-	Tripping
Goal	32:10	5 : 1	JPN	PP1	22	KOYAMA Remi	(2)	2 KOIKE Shiori On Ice JPN 29 2 8 18 22 26 CHN 49 31 61 66 86 8 HOSOYAMADA Akane
GK	32:10		CHN		30	WANG Yuqing	-	Goalkeeper in
Penalty	35:02	37:02	JPN	2 min.	25	NORO Riri	-	Hooking
								49 LAI Guimin - Goalkeeper out

3rd Period

Action	Time	ET/Res	Team	Type	No.	Name	(G)	Name of Assistant(s) / Action Description
Goal	40:34	6 : 1	JPN	EQ	24	MIURA Mei	(1)	15 UKITA R On Ice JPN 29 3 6 15 19 24 CHN 30 2 9 13 23 98
Goal	42:40	7 : 1	JPN	EQ	15	UKITA R	(3)	24 MIURA Mei On Ice JPN 29 3 6 15 19 24 CHN 30 2 9 13 23 98 19 ITO Makoto
Goal	46:07	8 : 1	JPN	EQ	10	YAMASHITA Hikaru	(1)	On Ice JPN 29 5 7 10 16 17 CHN 30 2 9 13 23 98
Penalty	53:59	55:59	CHN	2 min.	26	GUAN Yingying	-	Tripping
GK	60:00		JPN					29 MASUHARA Miyuu - Goalkeeper out
GK	60:00		CHN					30 WANG Yuqing - Goalkeeper out

Goalkeeper Records

Team : JPN - Japan

No.	Name	SOG	SVS	MIP
29	MASUHARA Miyuu	13	12	60:00
1	KAWAGUCHI Riko			

Team : CHN - China

No.	Name	SOG	SVS	MIP
49	LAI Guimin	23	18	32:10
30	WANG Yuqing	17	14	27:50

Game Statistics

Team : JPN (Black)

Head Coach : IIZUKA Yuji

Head Coach : IIZUKA Yuji										Shots on Goal					Time on Ice								
No.	Pos.	Name	G	A	P	PIM	FO+	FO-	FO+/-	FO%	1	2	3	OT	TS	+/-	1	2	3	OT	TOT	SHF	AVG
3	D	SHIGA Aoi	1	0	1	0	0	0	0	0.00	2	0	2		4	+4	6:55	7:38	7:15		21:48	29	0:45
6	D	SATO Kohane	0	0	0	0	0	0	0	0.00	0	0	1		1	+4	8:38	7:09	8:03		23:50	28	0:51
15	F	UKITA Rui +A	1	3	4	2	0	0	0	0.00	1	1	3		5	+4	5:51	7:33	6:52		20:16	26	0:46
19	F	ITO Makoto	1	2	3	0	10	11	-1	47.62	1	0	1		2	+4	6:26	6:59	6:13		19:38	26	0:45
22	F	KOYAMA Remi	2	1	3	0	0	1	-1	0.00	1	1	0		2	+2	5:30	6:44	5:07		17:21	24	0:43
2	D	KOIKE Shiori +C	0	2	2	0	0	0	0	0.00	0	0	0		0	+1	8:03	6:11	7:33		21:47	26	0:50
8	D	HOSOYAMADA Akane +A	0	2	2	0	0	0	0	0.00	0	1	4		5	+1	6:14	7:00	7:10		20:24	25	0:48
18	F	MAEDA Suzuka	1	0	1	0	7	5	2	58.33	3	4	0		7	+1	8:17	5:36	5:50		19:43	24	0:49
24	F	MIURA Mei	1	1	2	0	0	0	0	0.00	1	1	2		4	+3	8:31	5:37	6:22		20:30	24	0:51
26	F	WAJIMA Yumeka	0	0	0	0	0	0	0	0.00	2	1	1		4	+1	7:12	7:07	5:53		20:12	23	0:52
5	D	YAMASHITA Shiori	0	0	0	0	0	0	0	0.00	0	1	1		2	+1	5:05	5:23	5:28		15:56	24	0:39
7	D	SEKI Kanami	0	0	0	0	0	0	0	0.00	0	0	0		0	+1	5:05	6:39	4:31		16:15	23	0:42
10	F	YAMASHITA Hikaru	1	0	1	0	3	0	3	100.00	0	0	1		1	+1	3:54	0:00	3:49		7:43	10	0:46
16	F	ENOMOTO Yoshino	0	0	0	0	2	1	1	66.67	0	0	0		0	+1	1:05	0:50	3:23		5:18	6	0:53
25	F	NORO Riri	0	0	0	2	0	0	0	0.00	0	1	0		1	0	5:07	5:17	4:07		14:31	21	0:41
17	F	KUROSU Wakana	0	0	0	2	0	0	0	0.00	0	0	0		0	+1	0:13	0:00	3:40		3:53	5	0:46
23	F	NORO Rio	0	0	0	0	6	4	2	60.00	0	0	0		0	0	4:44	6:33	4:27		15:44	20	0:47
27	F	TADA Ai	0	0	0	0	0	0	0	0.00	1	1	0		2	0	2:01	5:44	4:17		12:02	14	0:51
1	GK	KAWAGUCHI Riko	0	0	0	0					0	0	0		0								
29	GK	MASUHARA Miyuu	0	0	0	0					0	0	0		0								
Total			8	11	19	6	28	22	6	56.00	12	12	16		40								

Team : CHN (White)

Head Coach : REJA Daniel John

Head Coach : REJA Daniel John										Shots on Goal					Time on Ice								
No.	Pos.	Name	G	A	P	PIM	FO+	FO-	FO+/-	FO%	1	2	3	OT	TS	+/-	1	2	3	OT	TOT	SHF	AVG
2	D	YU Baiwei +C	0	1	1	0	0	0	0	0.00	0	0	0		0	-4	9:09	8:02	5:08		22:19	26	0:51
9	F	KONG Minghui	1	0	1	0	0	1	-1	0.00	1	0	0		1	-4	9:27	5:29	4:03		18:59	23	0:49
13	D	ZHAO Qinan +A	0	0	0	4	0	0	0	0.00	0	0	0		0	-3	8:00	9:24	6:47		24:11	26	0:55
23	F	FANG Xin	0	0	0	0	13	5	8	72.22	0	0	0		0	-3	8:06	6:24	3:30		18:00	22	0:49
98	F	ZHU Rui	0	0	0	0	0	0	0	0.00	0	0	0		0	-3	7:00	5:18	4:08		16:26	20	0:49
7	F	ZHANG Mengying +A	0	0	0	0	0	1	-1	0.00	1	2	0		3	-1	6:29	7:45	3:09		17:23	19	0:54
19	D	DU Sijia	0	0	0	2	0	0	0	0.00	0	0	0		0	-1	6:09	7:06	8:06		21:21	19	1:07
26	F	GUAN Yingying	0	0	0	2	1	8	-7	11.11	0	0	1		1	-2	4:13	4:19	3:58		12:30	19	0:39
28	F	YANG Jinglei	0	0	0	0	0	0	0	0.00	0	1	0		1	-1	3:13	4:34	2:15		10:02	13	0:46
66	D	LI Qianhua	0	0	0	0	0	0	0	0.00	0	0	0		0	-1	6:12	6:55	0:00		13:07	14	0:56
10	F	WU Sijia	0	0	0	0	0	0	0	0.00	1	0	1		2	0	5:41	6:13	7:28		19:22	18	1:04
17	F	QU Yue	0	0	0	0	0	0	0	0.00	0	1	2		3	-1	7:31	5:17	6:57		19:45	19	1:02
21	D	LIU Siyang	0	0	0	0	0	0	0	0.00	0	1	0		1	-1	4:11	4:21	5:40		14:12	16	0:53
24	F	WANG Jiaxin	0	0	0	0	8	11	-3	42.11	0	0	0		0	-1	5:20	7:30	5:25		18:15	20	0:54
94	D	WEN Lu	0	0	0	0	0	0	0	0.00	0	0	0		0	-1	4:32	1:26	4:50		10:48	14	0:46
16	F	HU Jiayi	0	0	0	0	0	0	0	0.00	0	0	0		0	-1	1:10	2:12	3:59		7:21	8	0:55
25	D	LIU Chunshuang	0	0	0	0	0	0	0	0.00	0	0	0		0	0	0:00	2:22	7:12		9:34	8	1:11
31	F	ZHANG Biyang	0	0	0	0	0	2	-2	0.00	0	0	0		0	-1	1:31	1:36	6:57		10:04	10	1:00
61	F	GAO Ziyi	0	0	0	0	0	0	0	0.00	0	0	1		1	-1	1:33	2:57	4:57		9:27	10	0:56
86	F	ZHAO Ziyu	0	0	0	0	0	0	0	0.00	0	0	0		0	0	0:00	0:25	3:31		3:56	3	1:18
30	GK	WANG Yuqing	0	0	0	0					0	0	0		0								

Timing & Results provided by BORNAN



FRI 14 FEB 2025

Start Time 14:00
End Time 15:53

Preliminary round - Group A, Game 16

小组赛轮次 - A 组, 比赛 16

Head Coach : REJA Daniel John

No.	Pos.	Name	G	A	P	PIM	FO+	FO-	FO+/-	FO%	Shots on Goal				+/-	Time on Ice						
											1	2	3	OT TS		1	2	3	OT	TOT	SHF	AVG
49	GK	LAI Guimin	0	0	0	0					0	0	0		0							
Total			1	1	2	8	22	28	-6	44.00	3	5	5	13								

Group A

R	Team	GP	W	OTW	OTL	L	GDF	GF : GA	PTS
1	JPN	3	3	0	0	0	+17	18 : 1	9
2	KAZ	3	2	0	0	1	0	5 : 5	6
3	CHN	3	1	0	0	2	-7	4 : 11	3
4	KOR	3	0	0	0	3	-10	1 : 11	0

	CHN	JPN	KAZ	KOR
CHN	*****	1:8	1:2	2:1
JPN	8:1	*****	4:0	6:0
KAZ	2:1	0:4	*****	3:0
KOR	1:2	0:6	0:3	*****

Legend:

(G)	Goals in tournament	*	Does not count for Plus/minus	+/-	Plus/minus net	+A	Alternate Captain
+C	Captain	A	Assists	AVG	Average time on ice / shift	D	Defender
EQ	Equal strength	ET/Res	Penalty end time/Result of game	F	Forward	FO%	Face-offs won as percentage
FO+	Face-offs won	FO-	Face-offs lost	FO+/-	Face-offs net	G	Goals
GA	Goals against	GDF	Goal difference	GF	Goals for	GK	Goalkeeper
GP	Games played	L	Losses	MIP	Minutes in play (GK)	No.	Jersey number
OT	Overtime	OTL	Overtime losses	OTW	Overtime wins	P	Points
PIM	Penalties in minutes	Pos.	Position	PP1	Power play - 1 player	PPG	Power play goals
PTS	Points	R	Rank	SHF	Number of shifts	SHG	Shorthanded goals
SOG	Shots on goal	SVS	Saves	TOT	Total	TPP	Time on power play
TS	Total shots	W	Wins				



Shot Chart

射门表

JPN - CHN

Shots by JPN

Goals (o): 3

SSG (+): 9

SSP (<): 9

SPG (-): 13



GK 49 of CHN



1st Period




Shots by CHN

Goals (o): 1

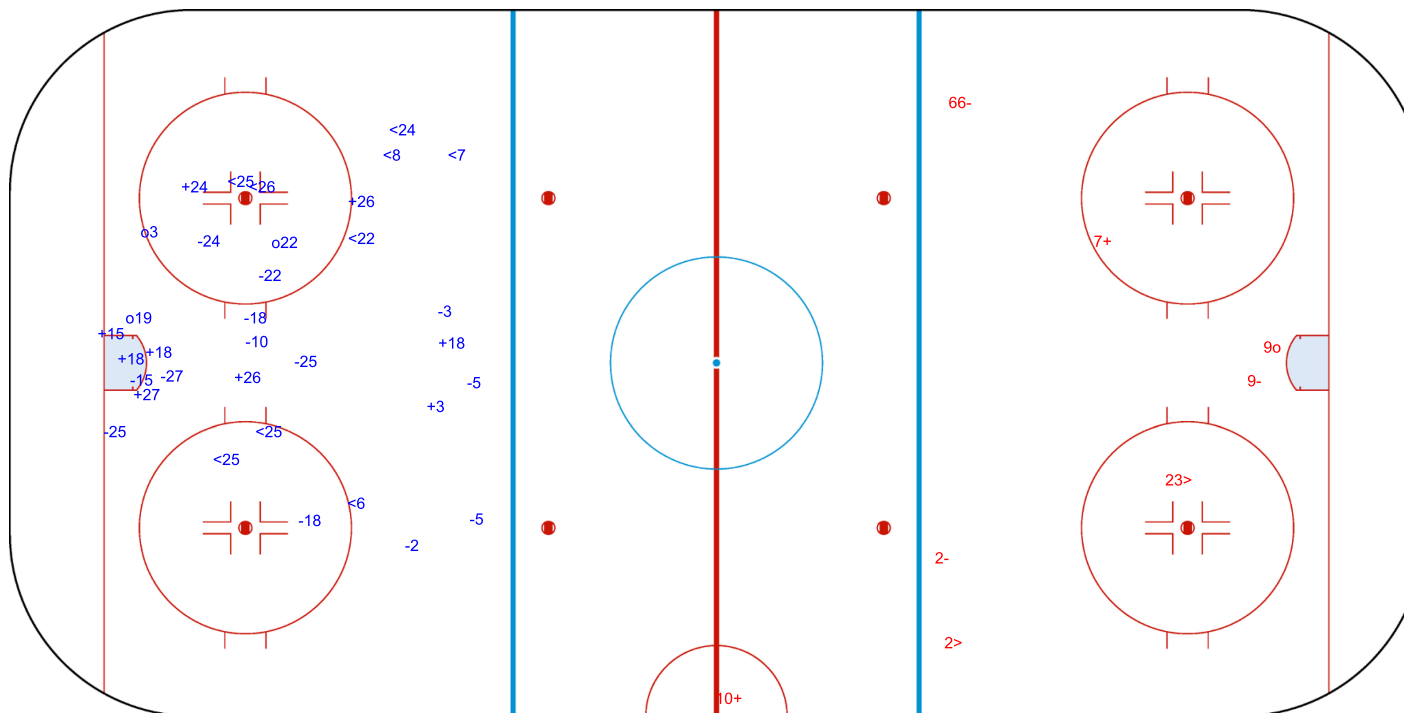
SSG (+): 2

SSP (>): 2

SPG (-): 3



GK 29 of JPN





Shots by CHN

Goals (o): 0

SSG (+): 5

SSP (<): 5

SPG (-): 6



GK 29 of JPN



2nd Period




Shots by JPN

Goals (o): 2


SSG (+): 10

SSP (>): 9

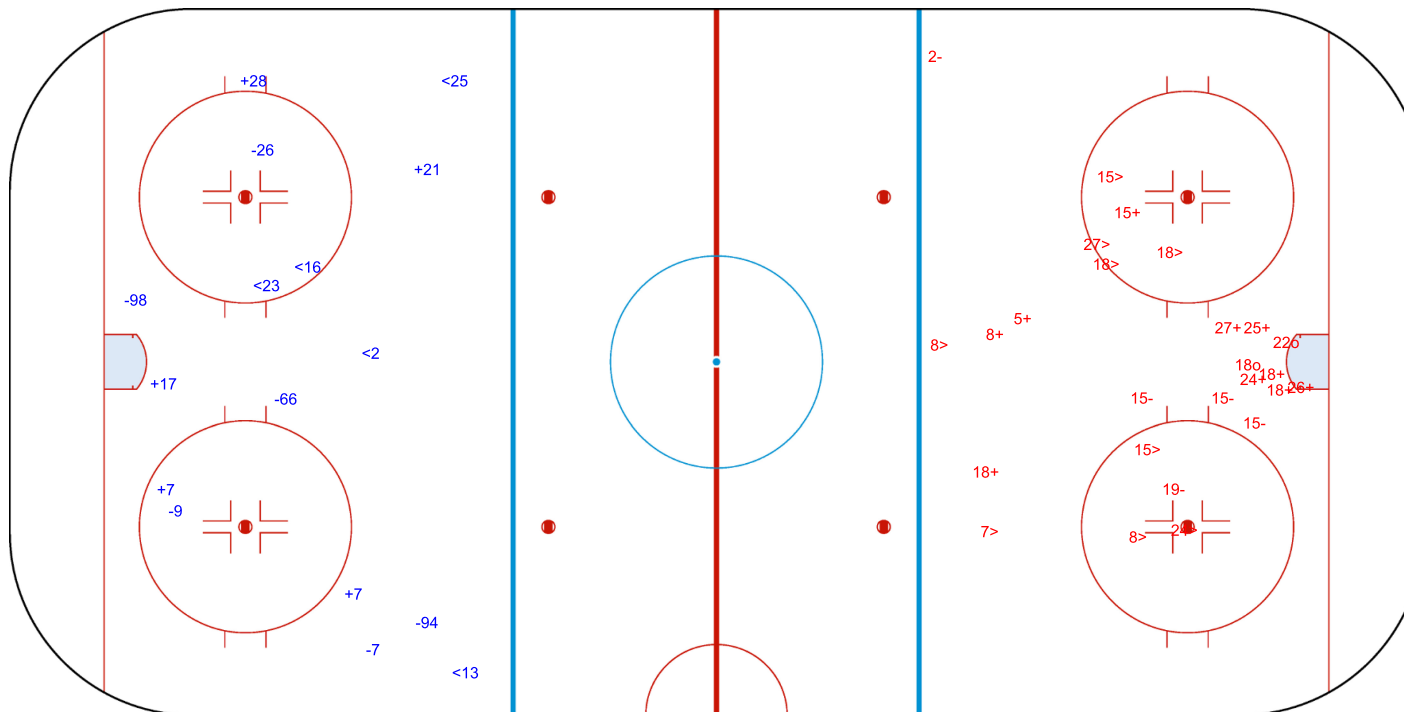
SPG (-): 5



GK 30 of CHN




GK 49 of CHN





Shots by JPN
Goals (o): 3
SSP (<): 8
SSG (+): 13
SPG (-): 3



GK 30 of CHN



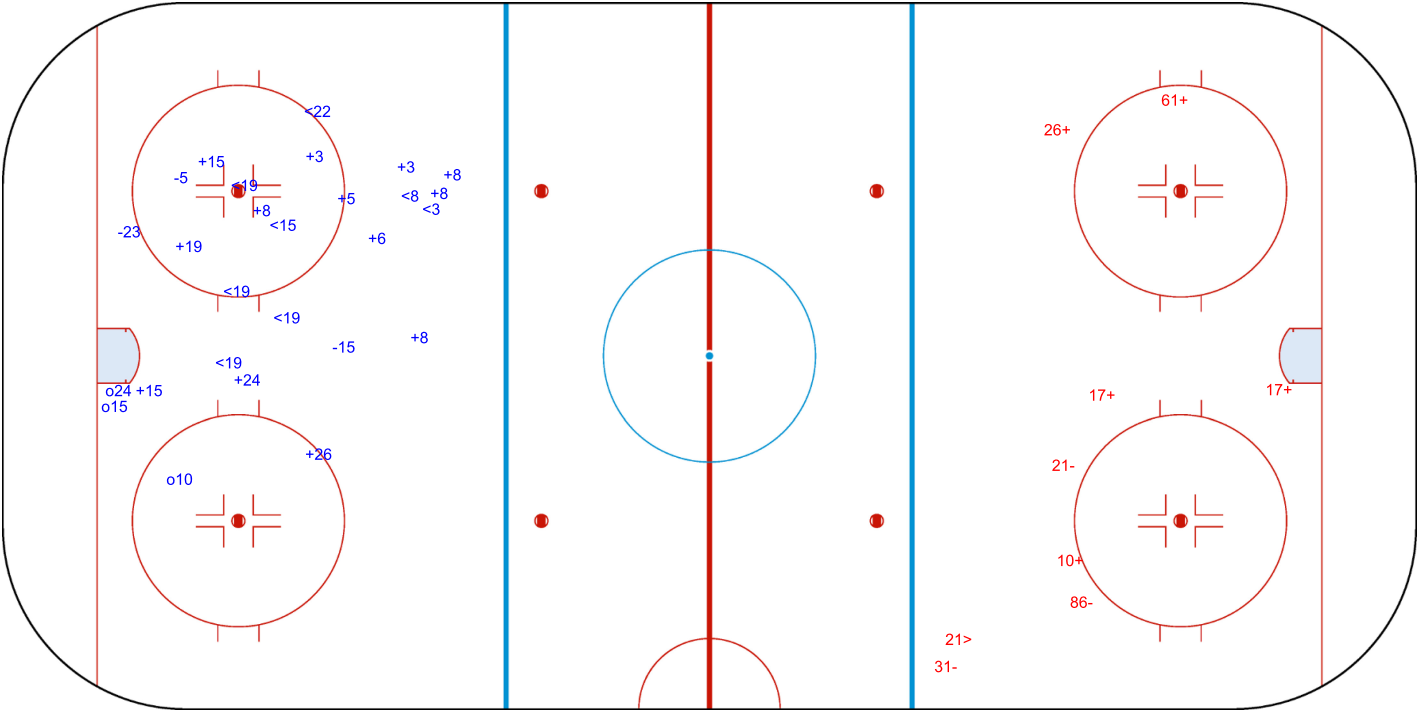
3rd Period



Shots by CHN
Goals (o): 0
SSP (>): 1
SSG (+): 5
SPG (-): 3



GK 29 of JPN



Legend:							
GK	Goalkeeper	SPG	Shots past goal	SSG	Shots saved by goalkeeper	SSP	Shots saved by player

Preliminary round - Group A, Game 16
小组赛轮次 - A 组, 比赛 16

JPN - CHN

Total wins / period

Total wins
all zones

JPN	CHN
12 / 55%	10 / 45%

Total wins / period

Total wins
all zones

JPN	CHN
7 / 50%	7 / 50%

Total wins / period

Total wins
all zones

JPN	CHN
9 / 64%	5 / 36%

Total wins / game

Total wins
all zones

JPN	CHN
28 / 56%	22 / 44%

HEAD TO HEAD

		CHN										
	No.	7	9	23	24	26	31	Tot.	wins JPN	Dz	Nz	Az
JPN	10		1 - 0		1 - 0	1 - 0		3	3 100%		1 100%	2 100%
	16			2 - 1				3	2 67%		1 50%	1 100%
	18			0 - 3	2 - 2	3 - 0	2 - 0	12	7 58%	1 33%	3 50%	3 100%
	19			2 - 6	6 - 4	2 - 1		21	10 48%	1 33%	4 36%	5 71%
	22			0 - 1				1	0 0%	0 0%		
	23	1 - 0		1 - 2	2 - 2	2 - 0		10	6 60%	1 50%	2 100%	3 50%
	Tot.	1	1	18	19	9	2	50	28 56%	3 33%	11 50%	14 74%
	wins CHN	0 0%	0 0%	13 72%	8 42%	1 11%	0 0%	22 44%				
	Dz			2 67%	3 33%	0 0%	0 0%	5 26%				
	Nz	0 0%	0 0%	7 64%	3 60%	1 33%	0 0%	11 50%				
	Az			4 100%	2 40%			6 67%				

Legend:

Az Attacking zone **Dz** Defending zone **No.** Jersey number **Nz** Neutral zone **Tot.** Total face-offs played

Team Statistics

队伍技术统计

As of FRI 14 FEB 2025

Including Game 16

Scoring Efficiency

(Ranked by highest SG% / highest GP)

Rank	Team	GP	GF	SSG	SOG	SG%
1	JPN	3	18	108	126	14.29
2	KAZ	7	32	213	245	13.06
3	TPE	4	13	90	103	12.62
4	KOR	7	23	278	301	7.64
5	THA	4	3	43	46	6.52
6	CHN	3	4	67	71	5.63
7	HKG	4	2	59	61	3.28

Power Play

(Ranked by highest PP% / highest GP)

Rank	Team	GP	ADV	PPGF	PP%	TPP	M:S
1	TPE	4	4	2	50.00	05:06	02:33
2	JPN	3	6	2	33.33	05:52	02:56
3	CHN	3	5	1	20.00	09:23	09:23
4	KAZ	7	21	4	19.05	36:55	09:13
5	KOR	7	28	4	14.29	56:02	14:00
6	HKG	4	3	0	0.00	06:00	00:00
7	THA	4	10	0	0.00	19:43	00:00

Penalty Killing

(Ranked by highest PK% / highest GP)

Rank	Team	GP	DVG	PPGA	PK%	TSH	M:S
1	KAZ	7	11	0	100.00	17:14	00:00
2	TPE	4	16	1	93.75	31:14	31:14
3	KOR	7	10	1	90.00	23:09	23:09
4	HKG	4	10	2	80.00	21:45	10:52
5	JPN	3	5	1	80.00	06:18	06:18
6	CHN	3	10	3	70.00	18:31	06:10
7	THA	4	15	5	66.67	20:50	04:10

Goalkeeping

(Ranked by highest SVS%)

Rank	Team	GP	GA	SVS	SOG	SVS%	GAA	SHGA	PPGA	SO	ENG
1	JPN	3	1	28	29	96.55	0.33	0	1	2	0
2	KAZ	7	6	144	150	96.00	0.85	0	0	4	0
3	TPE	4	10	145	155	93.55	2.50	0	1	0	0
4	KOR	7	14	106	120	88.33	2.02	0	1	2	1
5	THA	4	25	185	210	88.10	6.26	1	5	0	1
6	CHN	3	11	76	87	87.36	3.67	0	3	0	0
7	HKG	4	28	174	202	86.14	7.03	1	2	0	0

Penalties

(Ranked by highest PIM)

Rank	Team	GP	2	5	10	GM	PIM	PAVG
1	TPE	4	17	0	0	0	34	8:30
2	THA	4	16	0	0	0	32	8:00
3	KOR	7	11	1	0	0	27	3:51
4	HKG	4	13	0	0	0	26	6:30
5	CHN	3	10	1	0	0	25	8:20
6	KAZ	7	12	0	0	0	24	3:25
7	JPN	3	6	0	0	0	12	4:00

Shorthanded Goals

(Ranked by highest NET / lowest GP)

Rank	Team	GP	SHGF	SHGA	NET
1	TPE	4	1	0	+1
2	KOR	7	1	0	+1
3	CHN	3	0	0	0
3	JPN	3	0	0	0
5	KAZ	7	0	0	0
6	HKG	4	0	1	-1
6	THA	4	0	1	-1

Attendance

(Ranked by highest average attendance)

Rank	Team	GP	Spect	AVG
1	CHN	3	3552	1184
2	HKG	4	4399	1099
3	TPE	4	4377	1094
4	JPN	3	3208	1069
5	THA	4	4263	1065
6	KAZ	7	7374	1053
7	KOR	7	7263	1037
Total		16	17218	1076

Legend:

2 Two (2) minute penalties	5 Five (5) minute penalties	10 Ten (10) minute penalties
ADV Advantage (times on power play)	AVG Average	DVG Disadvantage (number of times shorthanded)
ENG Empty net goals	GA Goals against	GAA Goals against as average per 60 minutes
GF Goals for	GM Game misconducts	GP Number of games played
MP Match penalties	M:S Average time in min. and sec.	NET SHGF - SHGA
PAVG PIM in average	PIM Penalties in minutes	PK% Penalty killing percentage
PPGA Power play goals against	PPGF Power play goals for	PP% Power play eff. as percentage
SG% Percentage of goals from total shots	SHGA Shorthanded goals against	SHGF Shorthanded goals for
SO Shutouts	SOG Shots on goal	Spect Spectators
SSG Shots saved by goalkeeper	SVS Saves	SVS% SVS as percentage of total SOG
TPP Time of power play	TSH Time shorthanded in min. and sec.	

Player Statistics by Team

队员技术统计

As of FRI 14 FEB 2025

Including Game 16

CHN - China

Playing Statistics

No.	Name	Pos.	GP	G	A	PTS	PIM	+/-	GWG	PPG	SHG	SOG	SG%	TM	M/G	TSh	AT/S
2	YU Baiwei	D	3	0	1	1	0	-4	0	0	0	2	0.00	64:14	21:24	71	0:54
7	ZHANG Mengying	F	3	0	0	0	2	-1	0	0	0	11	0.00	58:41	19:33	61	0:57
9	KONG Minghui	F	3	1	1	2	0	-4	0	1	0	6	16.67	61:03	20:21	71	0:51
10	WU Sijia	F	3	1	0	1	0	+1	0	0	0	5	20.00	48:04	16:01	48	1:00
13	ZHAO Qinan	D	3	0	0	0	4	-1	0	0	0	2	0.00	77:58	25:59	80	0:58
16	HU Jiayi	F	3	0	0	0	0	-1	0	0	0	0	0.00	19:23	6:27	20	0:58
17	QU Yue	F	3	0	1	1	0	0	0	0	0	9	0.00	53:59	17:59	52	1:02
19	DU Sijia	D	3	0	0	0	2	-1	0	0	0	4	0.00	52:08	17:22	56	0:55
21	LIU Siyang	D	3	0	0	0	0	-2	0	0	0	2	0.00	29:41	9:53	34	0:52
23	FANG Xin	F	3	1	0	1	0	-3	1	0	0	3	33.33	54:54	18:18	70	0:47
24	WANG Jiaxin	F	3	1	2	3	4	0	0	0	0	6	16.67	52:09	17:23	53	0:59
25	LIU Chunshuang	D	3	0	0	0	0	0	0	0	0	2	0.00	32:26	10:48	35	0:55
26	GUAN Yingying	F	3	0	0	0	4	-2	0	0	0	3	0.00	45:18	15:06	59	0:46
28	YANG Jinglei	F	3	0	0	0	2	-1	0	0	0	3	0.00	32:10	10:43	44	0:43
30	WANG Yuqing	GK	3	0	0	0	0		0	0	0	0	0.00				
31	ZHANG Biyang	F	3	0	0	0	0	-1	0	0	0	1	0.00	27:32	9:10	28	0:59
39	LI Yiming	GK	0	0	0	0	0		0	0	0	0	0.00				
49	LAI Guimin	GK	3	0	0	0	0		0	0	0	0	0.00				
61	GAO Ziye	F	3	0	0	0	0	-1	0	0	0	2	0.00	27:20	9:06	28	0:58
66	LI Qianhua	D	3	0	0	0	5	-1	0	0	0	1	0.00	40:35	13:31	46	0:52
86	ZHAO Ziyu	F	3	0	0	0	0	0	0	0	0	0	0.00	10:53	3:37	12	0:54
94	WEN Lu	D	3	0	0	0	2	0	0	0	0	3	0.00	40:30	13:30	46	0:52
98	ZHU Rui	F	3	0	0	0	0	-3	0	0	0	6	0.00	52:35	17:31	64	0:49

Goalkeeping Statistics

No.	Name	GPT	GKD	GPI	MIP	MIP%	GA	SVS	SOG	SVS%	GAA	SO	W	L
30	WANG Yuqing	3	3	1	27:50	15.47	3	14	17	82.35	6.47	0	0	0
39	LI Yiming	3	0	0	00:00	0.00	0	0	0	0.00	0.00	0	0	0
49	LAI Guimin	3	3	3	152:06	84.53	8	62	70	88.57	3.16	0	1	2

Legend:

+/- Plus/minus net	A Assists	AT/S Average time per shift
D Defender	F Forward	G Goals
GA Goals against	GAA Goals against as average per 60 minutes	GK Goalkeeper
GKD Goalkeeper dressed	GP Number of games played	GPI Games played in
GPT Number of games played by team	GWG Game winning goals	L Number of games lost
MIP Minutes and seconds played	MIP% MIP as percentage	M/G Minutes per game
No. Jersey number	PIM Penalties in minutes	Pos. Position on team
PPG Power play goals	PTS Points	SG% Percentage of goals from total shots
SHG Shorthanded goals	SO Shutouts	SOG Shots on goal
SVS Saves	SVS% SVS as percentage of total SOG	TM Total minutes played
TSh Total shifts played	W Number of games won	

Player Statistics by Team

队员技术统计

As of SUN 9 FEB 2025

Including Game 10

HKG - Hong Kong, China

Playing Statistics

No.	Name	Pos.	GP	G	A	PTS	PIM	+/-	GWG	PPG	SHG	SOG	SG%	TM	M/G	TSh	AT/S
1	LLOREN Olivia Li	GK	4	0	0	0	0		0	0	0	0	0.00				
2	TAM Wing Hei	D	4	0	0	0	2	-12	0	0	0	7	0.00	87:40	21:55	67	1:18
3	LI Ching Laam	F	4	0	0	0	0	-10	0	0	0	6	0.00	79:11	19:47	75	1:03
4	SO Hoi Kiu	D	4	0	0	0	0	-4	0	0	0	0	0.00	44:28	11:07	41	1:05
5	CHIM Agnes	D	4	0	0	0	2	-8	0	0	0	0	0.00	49:07	12:16	36	1:21
7	LAU Yeuk Ting	F	4	0	0	0	2	-7	0	0	0	2	0.00	60:34	15:08	61	0:59
8	NG Renee Jasmine	F	4	0	0	0	2	-4	0	0	0	18	0.00	94:06	23:31	78	1:12
9	KWOK Hoi Kei Ophelia	D	4	0	0	0	2	-5	0	0	0	2	0.00	60:06	15:01	49	1:13
10	IP Estelle Claudia	F	3	0	1	1	2	-4	0	0	0	5	0.00	66:55	22:18	56	1:11
11	CHEUNG Wing Yan	F	4	0	0	0	0	-11	0	0	0	2	0.00	58:18	14:34	55	1:03
12	LI Adrienne May	F	4	0	0	0	0	-5	0	0	0	0	0.00	49:45	12:26	47	1:03
13	LEUNG Tsui Shan Aman	D	4	0	0	0	0	-3	0	0	0	0	0.00	21:50	5:27	21	1:02
14	TSUI Chi Yau Myra	D	4	0	1	1	2	-2	0	0	0	2	0.00	76:58	19:14	58	1:19
16	CHEUNG Tsz Ching	F	4	0	0	0	0	-2	0	0	0	0	0.00	24:57	6:14	25	0:59
17	CHENG Man Ying Katrina	F	4	0	0	0	0	-5	0	0	0	1	0.00	24:11	6:02	26	0:55
18	HO Janice Qing Qing	D	4	0	0	0	0	-8	0	0	0	1	0.00	52:58	13:14	46	1:09
19	WONG Ka Wing	F	4	0	1	1	4	-7	0	0	0	5	0.00	58:55	14:43	56	1:03
21	FONG Chloe Beatriz	F	4	0	0	0	2	-5	0	0	0	0	0.00	32:10	8:02	29	1:06
22	LAM Andrea Winola	D	4	1	0	1	0	-6	0	0	0	3	33.33	82:19	20:34	66	1:14
23	WONG Charleen	F	4	1	0	1	4	-4	0	0	0	5	20.00	88:55	22:13	77	1:09
24	WANG Apple	F	4	0	0	0	0	-8	0	0	0	2	0.00	65:37	16:24	57	1:09
25	MOK Hei Lam	GK	4	0	0	0	0		0	0	0	0	0.00				

Goalkeeping Statistics

No.	Name	GPT	GKD	GPI	MIP	MIP%	GA	SVS	SOG	SVS%	GAA	SO	W	L
1	LLOREN Olivia Li	4	4	1	29:40	12.41	2	20	22	90.91	4.04	0	0	0
25	MOK Hei Lam	4	4	4	209:24	87.59	26	154	180	85.56	7.45	0	0	4

Legend:

+/- Plus/minus net	A Assists	AT/S Average time per shift
D Defender	F Forward	G Goals
GA Goals against	GAA Goals against as average per 60 minutes	GK Goalkeeper
GKD Goalkeeper dressed	GP Number of games played	GPI Games played in
GPT Number of games played by team	GWG Game winning goals	L Number of games lost
MIP Minutes and seconds played	MIP% MIP as percentage	M/G Minutes per game
No. Jersey number	PIM Penalties in minutes	Pos. Position on team
PPG Power play goals	PTS Points	SG% Percentage of goals from total shots
SHG Shorthanded goals	SO Shutouts	SOG Shots on goal
SVS Saves	SVS% SVS as percentage of total SOG	TM Total minutes played
TSh Total shifts played	W Number of games won	

Player Statistics by Team

队员技术统计

As of FRI 14 FEB 2025

Including Game 16

JPN - Japan

Playing Statistics

No.	Name	Pos.	GP	G	A	PTS	PIM	+/-	GWG	PPG	SHG	SOG	SG%	TM	M/G	TSh	AT/S
1	KAWAGUCHI Riko	GK	2	0	0	0	0		0	0	0	0	0.00				
2	KOIKE Shiori	D	3	0	5	5	0	+5	0	0	0	4	0.00	61:36	20:32	72	0:51
3	SHIGA Aoi	D	3	1	2	3	0	+8	1	0	0	6	16.67	62:33	20:51	77	0:48
5	YAMASHITA Shiori	D	3	0	0	0	0	+2	0	0	0	4	0.00	53:56	17:58	66	0:49
6	SATO Kohane	D	3	0	3	3	0	+8	0	0	0	5	0.00	67:38	22:32	76	0:53
7	SEKI Kanami	D	3	0	0	0	0	+3	0	0	0	3	0.00	52:54	17:38	66	0:48
8	HOSOYAMADA Akane	D	3	0	3	3	2	+6	0	0	0	8	0.00	61:23	20:27	70	0:52
10	YAMASHITA Hikaru	F	3	1	1	2	0	+2	0	0	0	6	16.67	29:33	9:51	33	0:53
15	UKITA Rui	F	3	3	5	8	2	+9	1	0	0	16	18.75	64:06	21:22	75	0:51
16	ENOMOTO Yoshino	F	3	1	0	1	0	+3	1	0	0	3	33.33	36:18	12:06	44	0:49
17	KUROSU Wakana	F	3	0	0	0	2	+3	0	0	0	6	0.00	25:03	8:21	26	0:57
18	MAEDA Suzuka	F	3	3	1	4	0	+5	0	0	0	13	23.08	61:59	20:39	70	0:53
19	ITO Makoto	F	3	2	4	6	0	+8	0	1	0	6	33.33	59:57	19:59	74	0:48
20	KUROMARU Haruka	GK	2	0	0	0	0		0	0	0	0	0.00				
22	KOYAMA Remi	F	3	2	2	4	0	+5	0	1	0	5	40.00	43:13	14:24	60	0:43
23	NORO Rio	F	3	0	0	0	0	0	0	0	0	0	0.00	15:44	5:14	20	0:47
24	MIURA Mei	F	3	1	2	3	0	+6	0	0	0	11	9.09	59:11	19:43	68	0:52
25	NORO Riri	F	3	1	0	1	4	+2	0	0	0	8	12.50	48:38	16:12	62	0:47
26	WAJIMA Yumeka	F	3	3	2	5	0	+5	0	0	0	18	16.67	59:03	19:41	68	0:52
27	TADA Ai	F	3	0	0	0	0	0	0	0	0	4	0.00	29:33	9:51	34	0:52
29	MASUHARA Miyuu	GK	2	0	0	0	0		0	0	0	0	0.00				

Goalkeeping Statistics

No.	Name	GPT	GKD	GPI	MIP	MIP%	GA	SVS	SOG	SVS%	GAA	SO	W	L
1	KAWAGUCHI Riko	3	2	1	60:00	33.33	0	7	7	100.00	0.00	1	1	0
20	KUROMARU Haruka	3	2	1	60:00	33.33	0	9	9	100.00	0.00	1	1	0
29	MASUHARA Miyuu	3	2	1	60:00	33.33	1	12	13	92.31	1.00	0	1	0

Legend:

+/- Plus/minus net	A Assists	AT/S Average time per shift
D Defender	F Forward	G Goals
GA Goals against	GAA Goals against as average per 60 minutes	GK Goalkeeper
GKD Goalkeeper dressed	GP Number of games played	GPI Games played in
GPT Number of games played by team	GWG Game winning goals	L Number of games lost
MIP Minutes and seconds played	MIP% MIP as percentage	M/G Minutes per game
No. Jersey number	PIM Penalties in minutes	Pos. Position on team
PPG Power play goals	PTS Points	SG% Percentage of goals from total shots
SHG Shorthanded goals	SO Shutouts	SOG Shots on goal
SVS Saves	SVS% SVS as percentage of total SOG	TM Total minutes played
TSh Total shifts played	W Number of games won	

Player Statistics by Team

队员技术统计

As of FRI 14 FEB 2025

Including Game 15

KAZ - Kazakhstan

Playing Statistics

No.	Name	Pos.	GP	G	A	PTS	PIM	+/-	GWG	PPG	SHG	SOG	SG%	TM	M/G	TSh	AT/S
1	FEOKTISTOVA Zlatotsveta	GK	0	0	0	0	0		0	0	0	0	0.00				
2	VORONOVA Alexandra	D	7	0	5	5	0	+10	0	0	0	4	0.00	108:24	15:29	131	0:49
3	SAYAKHATKYZY Munira	F	7	4	1	5	0	+10	1	0	0	16	25.00	126:52	18:07	142	0:53
4	MESKINI Katrin	D	7	0	1	1	0	+2	0	0	0	3	0.00	16:15	2:19	14	1:09
5	ALDABERGENOVA Malika	F	7	2	3	5	0	+6	1	1	0	21	9.52	161:05	23:00	174	0:55
7	ASHIMOVA Pernesh	F	7	0	4	4	2	+3	0	0	0	25	0.00	149:21	21:20	169	0:53
8	FILIMONOVA Nadezhda	F	7	4	2	6	2	+6	1	1	0	14	28.57	122:45	17:32	166	0:44
9	MOLDABAY Dariya	D	7	2	4	6	0	+3	0	0	0	16	12.50	134:30	19:12	171	0:47
10	SHEGAY Alexandra	F	7	3	5	8	4	+8	2	0	0	25	12.00	123:53	17:41	170	0:43
11	YAKOVLEVA Polina	D	7	0	0	0	0	+2	0	0	0	0	0.00	18:31	2:38	15	1:14
12	SAYAKHATKYZY Dilnaz	F	7	3	2	5	6	+9	0	0	0	14	21.43	124:37	17:48	142	0:52
13	TURSYNOVA Madina	D	7	1	4	5	2	+5	0	0	0	8	12.50	136:33	19:30	173	0:47
14	SVIRIDOVA Larissa	F	7	2	3	5	0	+5	0	0	0	11	18.18	95:51	13:41	111	0:51
15	PYATKOVA Anna	D	7	1	1	2	2	+6	0	1	0	17	5.88	151:23	21:37	160	0:56
17	OLZHABAYEVA Aida	D	7	0	4	4	2	+7	0	0	0	14	0.00	158:44	22:40	164	0:58
18	ORAZBAYEVA Anastassiya	F	7	2	4	6	2	+5	0	1	0	13	15.38	124:37	17:48	180	0:41
19	IVANCHENKO Alina	F	7	0	0	0	0	+1	0	0	0	1	0.00	14:51	2:07	14	1:03
20	CHSHYOKOLOVA Arina	GK	7	0	0	0	0		0	0	0	0	0.00				
21	BUTORINA Yuliya	D	7	2	2	4	0	+9	0	0	0	18	11.11	118:32	16:56	133	0:53
22	ZUBKOVA Sofiya	F	7	5	4	9	2	+8	1	0	0	18	27.78	126:12	18:01	137	0:55
23	KOROLEVA Tatyana	F	7	0	1	1	0	+1	0	0	0	2	0.00	15:31	2:13	14	1:06
24	KUTSENKO Yekaterina	F	7	1	0	1	0	+2	0	0	0	5	20.00	58:32	8:21	69	0:50
25	GOVTVA Polina	GK	7	0	0	0	0		0	0	0	0	0.00				

Goalkeeping Statistics

No.	Name	GPT	GKD	GPI	MIP	MIP%	GA	SVS	SOG	SVS%	GAA	SO	W	L
1	FEOKTISTOVA Zlatotsveta	7	0	0	00:00	0.00	0	0	0	0.00	0.00	0	0	0
20	CHSHYOKOLOVA Arina	7	7	7	422:01	100.00	6	144	150	96.00	0.85	4	6	1
25	GOVTVA Polina	7	7	0	00:00	0.00	0	0	0	0.00	0.00	0	0	0

Legend:

+/- Plus/minus net	A Assists	AT/S Average time per shift
D Defender	F Forward	G Goals
GA Goals against	GAA Goals against as average per 60 minutes	GK Goalkeeper
GKD Goalkeeper dressed	GP Number of games played	GPI Games played in
GPT Number of games played by team	GWG Game winning goals	L Number of games lost
MIP Minutes and seconds played	MIP% MIP as percentage	M/G Minutes per game
No. Jersey number	PIM Penalties in minutes	Pos. Position on team
PPG Power play goals	PTS Points	SG% Percentage of goals from total shots
SHG Shorthanded goals	SO Shutouts	SOG Shots on goal
SVS Saves	SVS% SVS as percentage of total SOG	TM Total minutes played
TSh Total shifts played	W Number of games won	

Player Statistics by Team

队员技术统计

As of FRI 14 FEB 2025

Including Game 15

KOR - Republic of Korea

Playing Statistics

No.	Name	Pos.	GP	G	A	PTS	PIM	+/-	GWG	PPG	SHG	SOG	SG%	TM	M/G	TSh	AT/S
1	PARK Jongju	GK	2	0	0	0	0		0	0	0	0	0.00				
2	SONG Heeoh	D	7	0	1	1	0	-4	0	0	0	5	0.00	60:55	8:42	88	0:41
3	EOM Suyeon	F	7	4	2	6	5	+2	0	0	0	18	22.22	124:56	17:50	162	0:46
4	PARK Minae	F	7	1	0	1	0	-2	0	0	0	10	10.00	56:47	8:06	84	0:40
5	LEE Sojung	D	7	0	2	2	0	-1	0	0	0	17	0.00	136:21	19:28	173	0:47
6	KANG Nara	F	7	0	3	3	0	-2	0	0	0	8	0.00	81:57	11:42	111	0:44
7	PARK Ye Eun	D	6	1	0	1	0	+1	0	0	0	3	33.33	52:16	8:42	71	0:44
8	KIM Selin	D	6	4	3	7	0	+9	1	2	0	29	13.79	130:58	21:49	162	0:48
9	PARK Jongah	F	7	1	5	6	2	+4	0	0	1	32	3.12	161:13	23:01	182	0:53
10	CHOI Jiyeon	F	7	2	5	7	2	+5	0	1	0	25	8.00	108:33	15:30	143	0:45
11	KIM Dowon	D	6	0	3	3	6	+7	0	0	0	5	0.00	103:59	17:19	133	0:46
12	JUNG Yewon	F	6	0	1	1	2	-1	0	0	0	9	0.00	48:28	8:04	69	0:42
13	LEE Eunji	F	7	2	2	4	0	+4	0	0	0	26	7.69	144:53	20:41	179	0:48
15	PARK Juyeon	D	7	0	1	1	2	-3	0	0	0	1	0.00	114:57	16:25	141	0:48
16	LEE Eunji	F	7	2	6	8	0	+5	0	0	0	27	7.41	131:55	18:50	167	0:47
17	HAN Soojin	F	7	0	1	1	4	-3	0	0	0	27	0.00	127:11	18:10	165	0:46
18	HAN Yuan	F	7	1	0	1	4	0	0	0	0	14	7.14	116:15	16:36	156	0:44
19	PARK Jiyeon	F	6	3	2	5	0	-1	1	1	0	20	15.00	110:54	18:29	139	0:47
20	BAE Jeongyeon	GK	5	0	0	0	0		0	0	0	0	0.00				
22	JUNG Siyun	F	7	2	1	3	0	+5	1	0	0	16	12.50	89:47	12:49	116	0:46
23	KIM Minseo	D	7	0	1	1	0	+2	0	0	0	7	0.00	70:29	10:04	76	0:55
24	KANG Sihyun	D	7	0	0	0	0	+3	0	0	0	2	0.00	116:07	16:35	133	0:52
25	KIM Yeonju	GK	7	0	0	0	0		0	0	0	0	0.00				

Goalkeeping Statistics

No.	Name	GPT	GKD	GPI	MIP	MIP%	GA	SVS	SOG	SVS%	GAA	SO	W	L
1	PARK Jongju	7	2	1	40:00	9.63	3	30	33	90.91	4.50	0	0	0
20	BAE Jeongyeon	7	5	2	40:00	9.63	0	2	2	100.00	0.00	0	0	0
25	KIM Yeonju	7	7	7	335:16	80.74	10	74	84	88.10	1.79	0	3	4

Legend:

+/- Plus/minus net	A Assists	AT/S Average time per shift
D Defender	F Forward	G Goals
GA Goals against	GAA Goals against as average per 60 minutes	GK Goalkeeper
GKD Goalkeeper dressed	GP Number of games played	GPI Games played in
GPT Number of games played by team	GWG Game winning goals	L Number of games lost
MIP Minutes and seconds played	MIP% MIP as percentage	M/G Minutes per game
No. Jersey number	PIM Penalties in minutes	Pos. Position on team
PPG Power play goals	PTS Points	SG% Percentage of goals from total shots
SHG Shorthanded goals	SO Shutouts	SOG Shots on goal
SVS Saves	SVS% SVS as percentage of total SOG	TM Total minutes played
TSh Total shifts played	W Number of games won	

Player Statistics by Team

队员技术统计

As of SAT 8 FEB 2025

Including Game 8

THA - Thailand

Playing Statistics

No.	Name	Pos.	GP	G	A	PTS	PIM	+/-	GWG	PPG	SHG	SOG	SG%	TM	M/G	TSh	AT/S
1	KUNTHADAPAKORN Thamida	GK	4	0	0	0	0		0	0	0	0	0.00				
2	WATTANAKULCHAROENCHAI Wilaksaya	GK	4	0	0	0	0		0	0	0	0	0.00				
3	LOYKULNANT Nisthanant	D	4	0	0	0	2	-1	0	0	0	0	0.00	3:41	0:55	5	0:44
5	BOONYUBOL Varachanant	F	4	0	0	0	0	-1	0	0	0	0	0.00	4:47	1:11	3	1:35
6	POTHONG Avita	F	4	0	0	0	4	-10	0	0	0	6	0.00	121:12	30:18	76	1:35
7	THAMMA Supitsara	F	4	0	1	1	2	-9	0	0	0	13	0.00	115:03	28:45	86	1:20
8	KHANPAKDEE Phraephailin	F	4	0	0	0	0	0	0	0	0	0	0.00	6:04	1:31	4	1:31
9	VORAWAT Pacharamon	F	4	1	2	3	0	-3	1	0	0	5	20.00	71:27	17:51	58	1:13
10	SIRIVIKUL Woraniththa	F	4	0	0	0	0	0	0	0	0	0	0.00	1:40	0:25	1	1:40
11	DEJTHAI Prim	D	4	0	0	0	0	-6	0	0	0	2	0.00	100:14	25:03	60	1:40
12	SORNPROM Pattranid	F	4	0	0	0	0	0	0	0	0	0	0.00	4:14	1:03	2	2:07
13	KOSANUNT Apichaya	F	4	0	0	0	6	-13	0	0	0	3	0.00	106:08	26:32	75	1:24
14	CHIMPRADID Marisa	D	4	0	0	0	0	-8	0	0	0	1	0.00	86:45	21:41	57	1:31
15	SAKCHAICHAROENKUL Pawarisa	F	4	1	0	1	0	-6	0	0	0	1	100.00	82:28	20:37	65	1:16
16	RATTANANAI Wirasinee	F	4	0	0	0	2	-1	0	0	0	0	0.00	56:39	14:09	45	1:15
17	POKA Rinrada	F	4	0	0	0	0	-4	0	0	0	0	0.00	22:21	5:35	20	1:07
18	KHANPAKDEE Phraephloi	F	4	0	0	0	0	0	0	0	0	0	0.00	1:25	0:21	1	1:25
19	PANYAMANEERAT Suwipa	D	4	0	2	2	4	-6	0	0	0	6	0.00	115:40	28:55	69	1:40
21	YANNAKORNTHANAPUNT Thipwarintorn	F	4	1	0	1	4	-10	0	0	0	7	14.29	147:37	36:54	90	1:38
22	SAENTES Kanpitcha	D	4	0	0	0	0	-1	0	0	0	0	0.00	1:22	0:20	2	0:41
23	JITTRESIN Sirikarn	D	4	0	1	1	8	-6	0	0	0	2	0.00	128:00	32:00	66	1:56
24	SRICHAMNONG Jaravee	D	4	0	0	0	0	0	0	0	0	0	0.00	0:13	0:03	1	0:13

Goalkeeping Statistics

No.	Name	GPT	GKD	GPI	MIP	MIP%	GA	SVS	SOG	SVS%	GAA	SO	W	L
1	KUNTHADAPAKORN Thamida	4	4	4	233:30	97.39	23	173	196	88.27	5.91	0	1	3
2	WATTANAKULCHAROENCHAI Wilaksaya	4	4	1	06:15	2.61	1	12	13	92.31	9.60	0	0	0

Legend:

+/- Plus/minus net	A Assists	AT/S Average time per shift
D Defender	F Forward	G Goals
GA Goals against	GAA Goals against as average per 60 minutes	GK Goalkeeper
GKD Goalkeeper dressed	GP Number of games played	GPI Games played in
GPT Number of games played by team	GWG Game winning goals	L Number of games lost
MIP Minutes and seconds played	MIP% MIP as percentage	M/G Minutes per game
No. Jersey number	PIM Penalties in minutes	Pos. Position on team
PPG Power play goals	PTS Points	SG% Percentage of goals from total shots
SHG Shorthanded goals	SO Shutouts	SOG Shots on goal
SVS Saves	SVS% SVS as percentage of total SOG	TM Total minutes played
TSh Total shifts played	W Number of games won	

Player Statistics by Team

队员技术统计

As of SUN 9 FEB 2025

Including Game 10

TPE - Chinese Taipei

Playing Statistics

No.	Name	Pos.	GP	G	A	PTS	PIM	+/-	GWG	PPG	SHG	SOG	SG%	TM	M/G	TSh	AT/S
2	HUANG Min-Chuan	D	4	1	0	1	0	+1	0	0	1	4	25.00	87:34	21:53	72	1:12
3	LIN Yang-Chi	D	4	0	2	2	2	0	0	0	0	3	0.00	83:27	20:51	75	1:06
4	SHA Yun-Yun	D	4	0	1	1	6	+2	0	0	0	2	0.00	93:04	23:16	72	1:17
5	YEH Pei-Han	F	4	0	0	0	0	-1	0	0	0	3	0.00	43:02	10:45	39	1:06
6	LIU Chih-Lin	D	4	0	1	1	2	+1	0	0	0	8	0.00	86:01	21:30	66	1:18
8	KAO Wei-Ting	D	4	1	0	1	0	-1	1	0	0	1	100.00	54:27	13:36	53	1:01
9	TAO Sing-Lin	F	4	0	0	0	0	+1	0	0	0	2	0.00	40:56	10:14	40	1:01
10	HUANG Yun-Chu	F	4	3	1	4	0	+1	1	1	0	13	23.08	67:47	16:56	68	0:59
14	LIU Yen-Wei	F	4	0	1	1	0	-3	0	0	0	3	0.00	54:58	13:44	61	0:54
16	HSIEH Chih-Chen	F	4	0	4	4	0	+4	0	0	0	4	0.00	71:43	17:55	64	1:07
18	YEH Hui-Chen	F	4	2	2	4	0	+5	0	0	0	14	14.29	67:40	16:55	62	1:05
19	CHANG En-Wei	F	4	2	0	2	4	+5	0	0	0	14	14.29	68:43	17:10	61	1:07
21	CHANG En-Ni	F	4	2	2	4	0	+1	0	1	0	10	20.00	73:47	18:26	70	1:03
23	LIN Chieh-Yun	F	4	0	2	2	4	0	0	0	0	4	0.00	59:07	14:46	68	0:52
28	HSU Yu-Tong	D	4	0	2	2	2	0	0	0	0	4	0.00	73:16	18:19	75	0:58
30	HSU Ting-Yu	F	4	0	0	0	2	-2	0	0	0	3	0.00	44:10	11:02	49	0:54
31	WANG Yun-Tzu	GK	4	0	0	0	0		0	0	0	0	0.00				
33	HSU Tzu-Ting	GK	4	0	0	0	0		0	0	0	0	0.00				
68	WU Ji-Cih	F	4	2	1	3	2	-1	0	0	0	7	28.57	53:58	13:29	44	1:13
69	TAN Su-Ting	F	4	0	1	1	4	-4	0	0	0	4	0.00	44:56	11:14	40	1:07

Goalkeeping Statistics

No.	Name	GPT	GKD	GPI	MIP	MIP%	GA	SVS	SOG	SVS%	GAA	SO	W	L
31	WANG Yun-Tzu	4	4	2	40:00	16.67	1	26	27	96.30	1.50	0	0	0
33	HSU Tzu-Ting	4	4	4	200:00	83.33	9	119	128	92.97	2.70	0	2	2

Legend:

+/- Plus/minus net	A Assists	AT/S Average time per shift
D Defender	F Forward	G Goals
GA Goals against	GAA Goals against as average per 60 minutes	GK Goalkeeper
GKD Goalkeeper dressed	GP Number of games played	GPI Games played in
GPT Number of games played by team	GWG Game winning goals	L Number of games lost
MIP Minutes and seconds played	MIP% MIP as percentage	M/G Minutes per game
No. Jersey number	PIM Penalties in minutes	Pos. Position on team
PPG Power play goals	PTS Points	SG% Percentage of goals from total shots
SHG Shorthanded goals	SO Shutouts	SOG Shots on goal
SVS Saves	SVS% SVS as percentage of total SOG	TM Total minutes played
TSh Total shifts played	W Number of games won	

Goalkeepers

守门员

As of FRI 14 FEB 2025

Including Game 16

(Ranked by highest SVS% / lowest GAA / highest GPI)

Rank	Name	No.	Team	GKD	GPI	MIP	MIP%	SOG	GA	SVS	SVS%	GAA	PPGA	SHGA	SO
1	CHSHYOKOLOVA Arina	20	KAZ	7	7	422:01	100.00	150	6	144	96.00	0.85	0	0	4
2	HSU Tzu-Ting	33	TPE	4	4	200:00	83.33	128	9	119	92.97	2.70	1	0	0
3	LAI Guimin	49	CHN	3	3	152:06	84.53	70	8	62	88.57	3.16	3	0	0
4	KUNTHADAPAKORN Thamida	1	THA	4	4	233:30	97.39	196	23	173	88.27	5.91	5	0	0
5	KIM Yeonju	25	KOR	7	7	335:16	80.74	84	10	74	88.10	1.79	1	0	0
6	MOK Hei Lam	25	HKG	4	4	209:24	87.59	180	26	154	85.56	7.45	2	1	0

(Goalkeepers with less than 40% of their team's total minutes (MIP% less 40))

Name	No.	Team	GKD	GPI	MIP	MIP%	SOG	GA	SVS	SVS%	GAA	PPGA	SHGA	SO
BAE Jeongyeon	20	KOR	5	2	40:00	9.63	2	0	2	100.00	0.00	0	0	0
KAWAGUCHI Riko	1	JPN	2	1	60:00	33.33	7	0	7	100.00	0.00	0	0	1
KUROMARU Haruka	20	JPN	2	1	60:00	33.33	9	0	9	100.00	0.00	0	0	1
WANG Yun-Tzu	31	TPE	4	2	40:00	16.67	27	1	26	96.30	1.50	0	0	0
MASUHARA Miyuu	29	JPN	2	1	60:00	33.33	13	1	12	92.31	1.00	1	0	0
WATTHANAKULCHAROENCHAI Wilaksaya	2	THA	4	1	06:15	2.61	13	1	12	92.31	9.60	0	0	0
LLOREN Olivia Li	1	HKG	4	1	29:40	12.41	22	2	20	90.91	4.04	0	0	0
PARK Jongju	1	KOR	2	1	40:00	9.63	33	3	30	90.91	4.50	0	0	0
WANG Yuqing	30	CHN	3	1	27:50	15.47	17	3	14	82.35	6.47	0	0	0

Legend:

GA	Goals against	GAA	Goals against as average per 60 minutes	GKD	Goalkeeper dressed
GPI	Games played in	MIP	Minutes and seconds played	MIP%	MIP as percentage
No.	Jersey number	PPGA	Power play goals against	SHGA	Shorthanded goals against
SO	Shutouts (no GA in a game)	SOG	Shots on goal (G+SSG)	SVS	Saves
SVS%	SVS as percentage of total SOG				

Scoring Leaders

得分榜

As of FRI 14 FEB 2025

Including Game 16

(Ranked by highest PTS/ highest G/ lowest GP)

Rank	Name	No.	Team	Pos.	GP	G	A	PTS	PIM	+/-
1	ZUBKOVA Sofiya	22	KAZ	F	7	5	4	9	2	+8
2	UKITA Rui	15	JPN	F	3	3	5	8	2	+9
3	SHEGAY Alexandra	10	KAZ	F	7	3	5	8	4	+8
4	LEE Eunji	16	KOR	F	7	2	6	8	0	+5
5	KIM Selin	8	KOR	D	6	4	3	7	0	+9
6	CHOI Jiyeon	10	KOR	F	7	2	5	7	2	+5
7	EOM Suyeon	3	KOR	F	7	4	2	6	5	+2
7	FILIMONOVA Nadezhda	8	KAZ	F	7	4	2	6	2	+6
9	ITO Makoto	19	JPN	F	3	2	4	6	0	+8
10	MOLDABAY Dariya	9	KAZ	D	7	2	4	6	0	+3
10	ORAZBAYEVA Anastasiya	18	KAZ	F	7	2	4	6	2	+5
12	PARK Jongah	9	KOR	F	7	1	5	6	2	+4
13	SAYAKHATKYZY Munira	3	KAZ	F	7	4	1	5	0	+10
14	WAJIMA Yumeka	26	JPN	F	3	3	2	5	0	+5
15	PARK Jiyeon	19	KOR	F	6	3	2	5	0	-1
16	SAYAKHATKYZY Dilnaz	12	KAZ	F	7	3	2	5	6	+9
17	ALDABERGENOVA Malika	5	KAZ	F	7	2	3	5	0	+6
17	SVIRIDOVA Larissa	14	KAZ	F	7	2	3	5	0	+5
19	TURSYNOVA Madina	13	KAZ	D	7	1	4	5	2	+5
20	KOIKE Shiori	2	JPN	D	3	0	5	5	0	+5
21	VORONOVA Alexandra	2	KAZ	D	7	0	5	5	0	+10
22	MAEDA Suzuka	18	JPN	F	3	3	1	4	0	+5
23	HUANG Yun-Chu	10	TPE	F	4	3	1	4	0	+1
24	KOYAMA Remi	22	JPN	F	3	2	2	4	0	+5
25	CHANG En-Ni	21	TPE	F	4	2	2	4	0	+1
25	YEH Hui-Chen	18	TPE	F	4	2	2	4	0	+5
27	BUTORINA Yuliya	21	KAZ	D	7	2	2	4	0	+9
27	LEE Eunji	13	KOR	F	7	2	2	4	0	+4
29	HSIEH Chih-Chen	16	TPE	F	4	0	4	4	0	+4
30	ASHIMOVA Pernesh	7	KAZ	F	7	0	4	4	2	+3
30	OLZHABAYEVA Aida	17	KAZ	D	7	0	4	4	2	+7

Legend:

+/-	Plus/minus net	A	Assists	D	Defender
F	Forward	G	Goals	GP	Number of games played
No.	Jersey number	PIM	Penalties in minutes	Pos.	Position
PTS	Points				

Goal Scoring Leaders

进球得分榜

As of FRI 14 FEB 2025

Including Game 16

(Ranked by highest G/ lowest GP)

Rank	Name	No.	Team	Pos.	GP	G	S	SG%	PPG	SHG	+/-
1	ZUBKOVA Sofiya	22	KAZ	F	7	5	18	27.78	0	0	+8
2	KIM Selin	8	KOR	D	6	4	29	13.79	2	0	+9
3	EOM Suyeon	3	KOR	F	7	4	18	22.22	0	0	+2
3	FILIMONOVA Nadezhda	8	KAZ	F	7	4	14	28.57	1	0	+6
3	SAYAKHATKYZY Munira	3	KAZ	F	7	4	16	25.00	0	0	+10
6	MAEDA Suzuka	18	JPN	F	3	3	13	23.08	0	0	+5
6	UKITA Rui	15	JPN	F	3	3	16	18.75	0	0	+9
6	WAJIMA Yumeka	26	JPN	F	3	3	18	16.67	0	0	+5
9	HUANG Yun-Chu	10	TPE	F	4	3	13	23.08	1	0	+1
10	PARK Jiyeon	19	KOR	F	6	3	20	15.00	1	0	-1
11	SAYAKHATKYZY Dilnaz	12	KAZ	F	7	3	14	21.43	0	0	+9
11	SHEGAY Alexandra	10	KAZ	F	7	3	25	12.00	0	0	+8
13	ITO Makoto	19	JPN	F	3	2	6	33.33	1	0	+8
13	KOYAMA Remi	22	JPN	F	3	2	5	40.00	1	0	+5
15	CHANG En-Ni	21	TPE	F	4	2	10	20.00	1	0	+1
15	CHANG En-Wei	19	TPE	F	4	2	14	14.29	0	0	+5
15	WU Ji-Cih	68	TPE	F	4	2	7	28.57	0	0	-1
15	YEH Hui-Chen	18	TPE	F	4	2	14	14.29	0	0	+5
19	ALDABERGENOVA Malika	5	KAZ	F	7	2	21	9.52	1	0	+6
19	BUTORINA Yuliya	21	KAZ	D	7	2	18	11.11	0	0	+9
19	CHOI Jiyeon	10	KOR	F	7	2	25	8.00	1	0	+5
19	JUNG Siyun	22	KOR	F	7	2	16	12.50	0	0	+5
19	LEE Eunji	16	KOR	F	7	2	27	7.41	0	0	+5
19	LEE Eunji	13	KOR	F	7	2	26	7.69	0	0	+4
19	MOLDABAY Dariya	9	KAZ	D	7	2	16	12.50	0	0	+3
19	ORAZBAYEVA Anastassiya	18	KAZ	F	7	2	13	15.38	1	0	+5
19	SVIRIDOVA Larissa	14	KAZ	F	7	2	11	18.18	0	0	+5
28	ENOMOTO Yoshino	16	JPN	F	3	1	3	33.33	0	0	+3
28	FANG Xin	23	CHN	F	3	1	3	33.33	0	0	-3
28	KONG Minghui	9	CHN	F	3	1	6	16.67	1	0	-4
28	MIURA Mei	24	JPN	F	3	1	11	9.09	0	0	+6
28	NORO Riri	25	JPN	F	3	1	8	12.50	0	0	+2
28	SHIGA Aoi	3	JPN	D	3	1	6	16.67	0	0	+8
28	WANG Jiaxin	24	CHN	F	3	1	6	16.67	0	0	0
28	WU Sijia	10	CHN	F	3	1	5	20.00	0	0	+1
28	YAMASHITA Hikaru	10	JPN	F	3	1	6	16.67	0	0	+2

Legend:

+/-	Plus/minus net	D	Defender	F	Forward	G	Goals
GP	Number of games played	No.	Jersey number	Pos.	Position	PPG	Power play goals
S	Shots	SG%	Percentage of goals from total shots	SHG	Shorthanded goals		

Timing & Results provided by **BORNAN**

Assist Leaders

协助得分榜

As of FRI 14 FEB 2025
Including Game 16

(Ranked by highest A/ lowest GP)

Rank	Name	No.	Team	Pos.	GP	A	+/-
1	LEE Eunji	16	KOR	F	7	6	+5
2	KOIKE Shiori	2	JPN	D	3	5	+5
2	UKITA Rui	15	JPN	F	3	5	+9
4	CHOI Jiyeon	10	KOR	F	7	5	+5
4	PARK Jongah	9	KOR	F	7	5	+4
4	SHEGAY Alexandra	10	KAZ	F	7	5	+8
4	VORONOVA Alexandra	2	KAZ	D	7	5	+10
8	ITO Makoto	19	JPN	F	3	4	+8
9	HSIEH Chih-Chen	16	TPE	F	4	4	+4
10	ASHIMOVA Pernesh	7	KAZ	F	7	4	+3
10	MOLDABAY Dariya	9	KAZ	D	7	4	+3
10	OLZHABAYEVA Aida	17	KAZ	D	7	4	+7
10	ORAZBAYEVA Anastassiya	18	KAZ	F	7	4	+5
10	TURSYNOVA Madina	13	KAZ	D	7	4	+5
10	ZUBKOVA Sofiya	22	KAZ	F	7	4	+8
16	HOSOYAMADA Akane	8	JPN	D	3	3	+6
16	SATO Kohane	6	JPN	D	3	3	+8
18	KIM Dowon	11	KOR	D	6	3	+7
18	KIM Selin	8	KOR	D	6	3	+9
20	ALDABERGENOVA Malika	5	KAZ	F	7	3	+6
20	KANG Nara	6	KOR	F	7	3	-2
20	SVIRIDOVA Larissa	14	KAZ	F	7	3	+5
23	KOYAMA Remi	22	JPN	F	3	2	+5
23	MIURA Mei	24	JPN	F	3	2	+6
23	SHIGA Aoi	3	JPN	D	3	2	+8
23	WAJIMA Yumeka	26	JPN	F	3	2	+5
23	WANG Jiaxin	24	CHN	F	3	2	0
28	CHANG En-Ni	21	TPE	F	4	2	+1
28	HSU Yu-Tong	28	TPE	D	4	2	0
28	LIN Chieh-Yun	23	TPE	F	4	2	0
28	LIN Yang-Chi	3	TPE	D	4	2	0
28	PANYAMANEERAT Suwipa	19	THA	D	4	2	-6
28	VORAWAT Pacharamon	9	THA	F	4	2	-3
28	YEH Hui-Chen	18	TPE	F	4	2	+5

Legend:

+/-	Plus/minus net	A	Assists	D	Defender	F	Forward
GP	Number of games played	No.	Jersey number	Pos.	Position		

Timing & Results provided by **BORNAN**

Defenders Scoring Leaders

后卫得分榜

As of FRI 14 FEB 2025

Including Game 16

(Ranked by highest PTS / highest G / lowest GP)

Rank	Name	No.	Team	GP	G	A	PTS	PIM	+/-
1	KIM Selin	8	KOR	6	4	3	7	0	+9
2	MOLDABAY Dariya	9	KAZ	7	2	4	6	0	+3
3	TURSYNOVA Madina	13	KAZ	7	1	4	5	2	+5
4	KOIKE Shiori	2	JPN	3	0	5	5	0	+5
5	VORONOVA Alexandra	2	KAZ	7	0	5	5	0	+10
6	BUTORINA Yuliya	21	KAZ	7	2	2	4	0	+9
7	OLZHABAYEVA Aida	17	KAZ	7	0	4	4	2	+7
8	SHIGA Aoi	3	JPN	3	1	2	3	0	+8
9	HOSOYAMADA Akane	8	JPN	3	0	3	3	2	+6
9	SATO Kohane	6	JPN	3	0	3	3	0	+8
11	KIM Dowon	11	KOR	6	0	3	3	6	+7
12	PYATKOVA Anna	15	KAZ	7	1	1	2	2	+6
13	HSU Yu-Tong	28	TPE	4	0	2	2	2	0
13	LIN Yang-Chi	3	TPE	4	0	2	2	2	0
13	PANYAMANEERAT Suwipa	19	THA	4	0	2	2	4	-6
16	LEE Sojung	5	KOR	7	0	2	2	0	-1
17	HUANG Min-Chuan	2	TPE	4	1	0	1	0	+1
17	KAO Wei-Ting	8	TPE	4	1	0	1	0	-1
17	LAM Andrea Winola	22	HKG	4	1	0	1	0	-6
20	PARK Ye Eun	7	KOR	6	1	0	1	0	+1
21	YU Baiwei	2	CHN	3	0	1	1	0	-4
22	JITTRESIN Sirikarn	23	THA	4	0	1	1	8	-6
22	LIU Chih-Lin	6	TPE	4	0	1	1	2	+1
22	SHA Yun-Yun	4	TPE	4	0	1	1	6	+2
22	TSUI Chi Yau Myra	14	HKG	4	0	1	1	2	-2
26	KIM Minseo	23	KOR	7	0	1	1	0	+2
26	MESKINI Katrin	4	KAZ	7	0	1	1	0	+2
26	PARK Juyeon	15	KOR	7	0	1	1	2	-3
26	SONG Heeoh	2	KOR	7	0	1	1	0	-4

Legend:

+/- Plus/minus net
GP Number of games played
PTS Points

A Assists
No. Jersey number

G Goals
PIM Penalties in minutes

Face-off Leaders

争球榜

As of FRI 14 FEB 2025

Including Game 16

(Ranked by highest FO%)

Rank	Name	No.	Team	Pos.	GP	FO+	FO-	FO+/-	FO%
1	IP Estelle Claudia	10	HKG	F	3	20	8	12	71.43
2	MAEDA Suzuka	18	JPN	F	3	25	12	13	67.57
3	ENOMOTO Yoshino	16	JPN	F	3	12	6	6	66.67
4	FANG Xin	23	CHN	F	3	39	20	19	66.10
5	ALDABERGENOVA Malika	5	KAZ	F	7	78	43	35	64.46
6	ORAZBAYEVA Anastasiya	18	KAZ	F	7	70	45	25	60.87
7	ITO Makoto	19	JPN	F	3	32	21	11	60.38
8	SAYAKHATKYZY Dilnaz	12	KAZ	F	7	38	25	13	60.32
9	LEE Eunji	16	KOR	F	7	69	47	22	59.48
10	WANG Jiaxin	24	CHN	F	3	23	17	6	57.50
11	HAN Soojin	17	KOR	F	7	65	50	15	56.52
12	CHANG En-Wei	19	TPE	F	4	20	21	-1	48.78
13	GUAN Yingying	26	CHN	F	3	11	12	-1	47.83
14	WU Ji-Cih	68	TPE	F	4	14	18	-4	43.75
15	LI Adrienne May	12	HKG	F	4	11	15	-4	42.31
16	KANG Nara	6	KOR	F	7	23	33	-10	41.07
17	NG Renee Jasmine	8	HKG	F	4	14	21	-7	40.00
18	ZHANG Biyang	31	CHN	F	3	5	8	-3	38.46
19	LI Ching Laam	3	HKG	F	4	20	34	-14	37.04
20	HSU Ting-Yu	30	TPE	F	4	8	14	-6	36.36
21	CHANG En-Ni	21	TPE	F	4	19	34	-15	35.85
22	YANNAKORNTHANAPUNT Thipwarintorn	21	THA	F	4	31	64	-33	32.63
23	CHEUNG Wing Yan	11	HKG	F	4	6	13	-7	31.58
24	PANYAMANEERAT Suwipa	19	THA	D	4	6	15	-9	28.57
25	POTHONG Avita	6	THA	F	4	13	35	-22	27.08
26	LIU Yen-Wei	14	TPE	F	4	6	21	-15	22.22
27	SAKCHAICHAROENKUL Pawarisa	15	THA	F	4	2	16	-14	11.11

Note:
Average of four face-offs per game played required for ranking.

Legend:

D	Defender	F	Forward	FO+	Face-offs won
FO-	Face-offs lost	FO+/-	Face-offs net	FO%	Face-offs won as percentage
GP	Number of games played	No.	Jersey number	Pos.	Position

Plus-Minus Leaders

效率值榜

As of FRI 14 FEB 2025

Including Game 16

(Ranked by highest +/- / highest + /lowest GP)

Rank	Name	No.	Team	Pos.	GP	+	-	+/-
1	SAYAKHATKYZY Munira	3	KAZ	F	7	12	2	+10
2	VORONOVA Alexandra	2	KAZ	D	7	10	0	+10
3	KIM Selin	8	KOR	D	6	11	2	+9
4	SAYAKHATKYZY Dilnaz	12	KAZ	F	7	11	2	+9
5	BUTORINA Yuliya	21	KAZ	D	7	10	1	+9
6	UKITA Rui	15	JPN	F	3	9	0	+9
7	ZUBKOVA Sofiya	22	KAZ	F	7	11	3	+8
8	SHEGAY Alexandra	10	KAZ	F	7	9	1	+8
9	ITO Makoto	19	JPN	F	3	8	0	+8
9	SATO Kohane	6	JPN	D	3	8	0	+8
9	SHIGA Aoi	3	JPN	D	3	8	0	+8
12	OLZHABAYEVA Aida	17	KAZ	D	7	9	2	+7
13	KIM Dowon	11	KOR	D	6	8	1	+7
14	ALDABERGENOVA Malika	5	KAZ	F	7	8	2	+6
14	FILIMONOVA Nadezhda	8	KAZ	F	7	8	2	+6
14	PYATKOVA Anna	15	KAZ	D	7	8	2	+6
17	HOSOYAMADA Akane	8	JPN	D	3	6	0	+6
17	MIURA Mei	24	JPN	F	3	6	0	+6
19	TURSYNOVA Madina	13	KAZ	D	7	8	3	+5
20	LEE Eunji	16	KOR	F	7	7	2	+5
20	ORAZBAYEVA Anastassiya	18	KAZ	F	7	7	2	+5
22	CHANG En-Wei	19	TPE	F	4	6	1	+5
22	YEH Hui-Chen	18	TPE	F	4	6	1	+5
24	CHOI Jiyeon	10	KOR	F	7	6	1	+5
24	JUNG Siyun	22	KOR	F	7	6	1	+5
24	SVIRIDOVA Larissa	14	KAZ	F	7	6	1	+5
27	KOIKE Shiori	2	JPN	D	3	5	0	+5
27	KOYAMA Remi	22	JPN	F	3	5	0	+5
27	MAEDA Suzuka	18	JPN	F	3	5	0	+5
27	WAJIMA Yumeka	26	JPN	F	3	5	0	+5

Legend:

+	Positive participation	+/-	Plus/minus net	-	Negative participation	D	Defender
F	Forward	GP	Number of games played	No.	Jersey number	Pos.	Position

Timing & Results provided by **BORNAN**

Time on Ice Leaders

上场时间榜

As of FRI 14 FEB 2025

Including Game 16

(Ranked by highest M/G / highest GP / highest TSh)

Rank	Name	No.	Team	Pos.	GP	TM	M/G	TSh	AT/S	AS/G
1	YANNAKORNTHANAPUNT Thipwarintorn	21	THA	F	4	147:37	36:54	90	1:38	22.5
2	JITTRESIN Sirikarn	23	THA	D	4	128:00	32:00	66	1:56	16.5
3	POTHONG Avita	6	THA	F	4	121:12	30:18	76	1:35	19.0
4	PANYAMANEERAT Suwipa	19	THA	D	4	115:40	28:55	69	1:40	17.2
5	THAMMA Supitsara	7	THA	F	4	115:03	28:45	86	1:20	21.5
6	KOSANUNT Apichaya	13	THA	F	4	106:08	26:32	75	1:24	18.7
7	ZHAO Qinan	13	CHN	D	3	77:58	25:59	80	0:58	26.6
8	DEJTHAI Prim	11	THA	D	4	100:14	25:03	60	1:40	15.0
9	NG Renee Jasmine	8	HKG	F	4	94:06	23:31	78	1:12	19.5
10	SHA Yun-Yun	4	TPE	D	4	93:04	23:16	72	1:17	18.0
11	PARK Jongah	9	KOR	F	7	161:13	23:01	182	0:53	26.0
12	ALDABERGENOVA Malika	5	KAZ	F	7	161:05	23:00	174	0:55	24.8
13	OLZHABAYEVA Aida	17	KAZ	D	7	158:44	22:40	164	0:58	23.4
14	SATO Kohane	6	JPN	D	3	67:38	22:32	76	0:53	25.3
15	IP Estelle Claudia	10	HKG	F	3	66:55	22:18	56	1:11	18.6
16	WONG Charleen	23	HKG	F	4	88:55	22:13	77	1:09	19.2
17	TAM Wing Hei	2	HKG	D	4	87:40	21:55	67	1:18	16.7
18	HUANG Min-Chuan	2	TPE	D	4	87:34	21:53	72	1:12	18.0
19	KIM Selin	8	KOR	D	6	130:58	21:49	162	0:48	27.0
20	CHIMPRADID Marisa	14	THA	D	4	86:45	21:41	57	1:31	14.2
21	PYATKOVA Anna	15	KAZ	D	7	151:23	21:37	160	0:56	22.8
22	LIU Chih-Lin	6	TPE	D	4	86:01	21:30	66	1:18	16.5
23	YU Baiwei	2	CHN	D	3	64:14	21:24	71	0:54	23.6
24	UKITA Rui	15	JPN	F	3	64:06	21:22	75	0:51	25.0
25	ASHIMOVA Pernesh	7	KAZ	F	7	149:21	21:20	169	0:53	24.1
26	LIN Yang-Chi	3	TPE	D	4	83:27	20:51	75	1:06	18.7
27	SHIGA Aoi	3	JPN	D	3	62:33	20:51	77	0:48	25.6
28	LEE Eunji	13	KOR	F	7	144:53	20:41	179	0:48	25.5
29	MAEDA Suzuka	18	JPN	F	3	61:59	20:39	70	0:53	23.3
30	SAKCHAICHAROENKUL Pawarisa	15	THA	F	4	82:28	20:37	65	1:16	16.2

Legend:

AS/G Average shifts per game
F Forward
No. Jersey number
TSh Total shifts played

AT/S Average time per shift
GP Number of games played
Pos. Position

D Defender
M/G Minutes per game
TM Total minutes played

Timing & Results provided by **BORNAN**

Most Penalised Players

受罚排行榜

As of FRI 14 FEB 2025

Including Game 16

(Ranked by highest PIM / lowest GP)

Rank	Name	No.	Team	Pos.	GP	PIM	2	5	10	GM	PAVG
1	JITTRESIN Sirikarn	23	THA	D	4	8	4	0	0	0	2:00
2	KOSANUNT Apichaya	13	THA	F	4	6	3	0	0	0	1:30
2	SHA Yun-Yun	4	TPE	D	4	6	3	0	0	0	1:30
4	KIM Dowon	11	KOR	D	6	6	3	0	0	0	1:00
5	SAYAKHATKYZY Dilnaz	12	KAZ	F	7	6	3	0	0	0	0:51
6	LI Qianhua	66	CHN	D	3	5	0	1	0	0	1:40
7	EOM Suyeon	3	KOR	F	7	5	0	1	0	0	0:42
8	GUAN Yingying	26	CHN	F	3	4	2	0	0	0	1:20
8	NORO Riri	25	JPN	F	3	4	2	0	0	0	1:20
8	WANG Jiaxin	24	CHN	F	3	4	2	0	0	0	1:20
8	ZHAO Qinan	13	CHN	D	3	4	2	0	0	0	1:20
12	CHANG En-Wei	19	TPE	F	4	4	2	0	0	0	1:00
12	LIN Chieh-Yun	23	TPE	F	4	4	2	0	0	0	1:00
12	PANYAMANEERAT Suwipa	19	THA	D	4	4	2	0	0	0	1:00
12	POTHONG Avita	6	THA	F	4	4	2	0	0	0	1:00
12	TAN Su-Ting	69	TPE	F	4	4	2	0	0	0	1:00
12	WONG Charleen	23	HKG	F	4	4	2	0	0	0	1:00
12	WONG Ka Wing	19	HKG	F	4	4	2	0	0	0	1:00
12	YANNAKORNTANAPUNT Thipwarintorn	21	THA	F	4	4	2	0	0	0	1:00
20	HAN Soojin	17	KOR	F	7	4	2	0	0	0	0:34
20	HAN Yuan	18	KOR	F	7	4	2	0	0	0	0:34
20	SHEGAY Alexandra	10	KAZ	F	7	4	2	0	0	0	0:34
23	DU Sijia	19	CHN	D	3	2	1	0	0	0	0:40
23	HOSOYAMADA Akane	8	JPN	D	3	2	1	0	0	0	0:40
23	IP Estelle Claudia	10	HKG	F	3	2	1	0	0	0	0:40
23	KUROSU Wakana	17	JPN	F	3	2	1	0	0	0	0:40
23	UKITA Rui	15	JPN	F	3	2	1	0	0	0	0:40
23	WEN Lu	94	CHN	D	3	2	1	0	0	0	0:40
23	YANG Jinglei	28	CHN	F	3	2	1	0	0	0	0:40
23	ZHANG Mengying	7	CHN	F	3	2	1	0	0	0	0:40

Legend:

2 Two (2) minute penalties
D Defender
GP Games played
PIM Penalties in minutes

5 Five (5) minute penalties
F Forward
No. Jersey number
Pos. Position

10 Ten (10) minute penalties
GM Game misconducts
PAVG PIM (average) per game

Medallists

获奖运动员

FRI 14 FEB 2025

GOLD	SILVER	BRONZE
JPN - Japan	KAZ - Kazakhstan	CHN - China
1 KAWAGUCHI Riko	1 FEOKTISTOVA Zlatotsveta	2 YU Baiwei
2 KOIKE Shiori	2 VORONOVA Alexandra	7 ZHANG Mengying
3 SHIGA Aoi	3 SAYAKHATKYZY Munira	9 KONG Minghui
5 YAMASHITA Shiori	4 MESKINI Katrin	10 WU Sijia
6 SATO Kohane	5 ALDABERGENOVA Malika	13 ZHAO Qinan
7 SEKI Kanami	7 ASHIMOVA Pernesh	16 HU Jiayi
8 HOSOYAMADA Akane	8 FILIMONOVA Nadezhda	17 QU Yue
10 YAMASHITA Hikaru	9 MOLDABAY Dariya	19 DU Sijia
15 UKITA Rui	10 SHEGAY Alexandra	21 LIU Siyang
16 ENOMOTO Yoshino	11 YAKOVLEVA Polina	23 FANG Xin
17 KUROSU Wakana	12 SAYAKHATKYZY Dilnaz	24 WANG Jiaxin
18 MAEDA Suzuka	13 TURSINOVA Madina	25 LIU Chunshuang
19 ITO Makoto	14 SVIRIDOVA Larissa	26 GUAN Yingying
20 KUROMARU Haruka	15 PYATKOVA Anna	28 YANG Jinglei
22 KOYAMA Remi	17 OLZHABAYEVA Aida	30 WANG Yuqing
23 NORO Rio	18 ORAZBAYEVA Anastassiya	31 ZHANG Biyang
24 MIURA Mei	19 IVANCHENKO Alina	39 LI Yiming
25 NORO Riri	20 CHSHYOKOLOVA Arina	49 LAI Guimin
26 WAJIMA Yumeka	21 BUTORINA Yuliya	61 GAO Ziye
27 TADA Ai	22 ZUBKOVA Sofiya	66 LI Qianhua
29 MASUHARA Miyuu	23 KOROLEVA Tatyana	86 ZHAO Ziyu
	24 KUTSENKO Yekaterina	94 WEN Lu
	25 GOVTVA Polina	98 ZHU Rui

Medallists by Event

各小项获奖运动员

As of FRI 14 FEB 2025 at 16:05

Event	Date	Medal	Name	NOC Code
Women	FRI 14 FEB	GOLD	ENOMOTO Yoshino HOSOYAMADA Akane ITO Makoto KAWAGUCHI Riko KOIKE Shiori KOYAMA Remi KUROMARU Haruka KUROSU Wakana MAEDA Suzuka MASUHARA Miyuu MIURA Mei NORO Rio NORO Riri SATO Kohane SEKI Kanami SHIGA Aoi TADA Ai UKITA Rui WAJIMA Yumeka YAMASHITA Hikaru YAMASHITA Shiori	JPN
		SILVER	ALDABERGENOVA Malika ASHIMOVA Pernesh BUTORINA Yuliya CHSHYOKOLOVA Arina FEOKTISTOVA Zlatotsveta FILIMONOVA Nadezhda GOVTVA Polina IVANCHENKO Alina KOROLEVA Tatyana KUTSENKO Yekaterina MESKINI Katrin MOLDABAY Dariya OLZHABAYEVA Aida ORAZBAYEVA Anastassiya PYATKOVA Anna SAYAKHATKYZY Dilnaz SAYAKHATKYZY Munira SHEGAY Alexandra SVIRIDOVA Larissa TURSINOVA Madina VORONOVA Alexandra YAKOVLEVA Polina ZUBKOVA Sofiya	KAZ



Event	Date	Medal	Name	NOC Code
		BRONZE	DU Sijia FANG Xin GAO Ziye GUAN Yingying HU Jiayi KONG Minghui LAI Guimin LI Qianhua LI Yiming LIU Chunshuang LIU Siyang QU Yue WANG Jiaxin WANG Yuqing WEN Lu WU Sijia YANG Jinglei YU Baiwei ZHANG Biyang ZHANG Mengying ZHAO Qinan ZHAO Ziyu ZHU Rui	CHN
Men	FRI 14 FEB	GOLD	ALDABERGENOVA Malika ASHIMOVA Pernesh BUTORINA Yuliya CHSHYOKOLOVA Arina FEOKTISTOVA Zlatotsveta FILIMONOVA Nadezhda GOVTVA Polina IVANCHENKO Alina KOROLEVA Tatyana KUTSENKO Yekaterina MESKINI Katrin MOLDABAY Dariya OLZHABAYEVA Aida ORAZBAYEVA Anastasiya PYATKOVA Anna SAYAKHATKYZY Dilnaz SAYAKHATKYZY Munira SHEGAY Alexandra SVIRIDOVA Larissa TURSINOVA Madina VORONOVA Alexandra YAKOVLEVA Polina ZUBKOVA Sofiya	KAZ



Event	Date	Medal	Name	NOC Code
		SILVER	ENOMOTO Yoshino HOSOYAMADA Akane ITO Makoto KAWAGUCHI Riko KOIKE Shiori KOYAMA Remi KUROMARU Haruka KUROSU Wakana MAEDA Suzuka MASUHARA Miyuu MIURA Mei NORO Rio NORO Riri SATO Kohane SEKI Kanami SHIGA Aoi TADA Ai UKITA Rui WAJIMA Yumeka YAMASHITA Hikaru YAMASHITA Shiori	JPN
		BRONZE	AHN Jinhui HA Jung Ho JEON Jung Woo KANG Minwan KANG Yoon Seok KIM Donghwan KIM Geonwoo KIM Sangwook KIM Sangyeob KIM Sihwan KIM Wonjun KONG Yuchan KWON Hyeonsu LEE Chongmin LEE Hyun Seung LEE Minjae LEE Mooyoung LEE Seungjae LEE Yeonseung LIM Dongkyu NAM Heedoo OH In-Gyo	KOR

Medal Standings

奖牌榜

As of FRI 14 FEB 2025 at 16:05

Rank	NOC	Men				Women				Total				Rank by Total
		G	S	B	Tot.	G	S	B	Tot.	G	S	B	Tot.	
1	JPN - Japan		1		1	1			1	1	1		2	=1
1	KAZ - Kazakhstan	1			1		1		1	1	1		2	=1
3	CHN - China							1	1			1	1	=3
3	KOR - Republic of Korea			1	1							1	1	=3
	Total:	1	1	1	3	1	1	1	3	2	2	2	6	

Note:

Rank by Total is calculated by the total number of gold, silver and bronze medals.

Legend:

= Equal sign indicates that two or more NOCs share the same rank by total

B Bronze

G Gold

S Silver

Tot. Total



哈尔滨2025感谢赞助企业的支持
Harbin 2025 thanks its Partners for their dedication

官方合作伙伴 Official Partners



官方赞助商 Official Sponsors



官方独家供应商 Official Exclusive Suppliers



官方非独家供应商 Official Non-Exclusive Suppliers

Yuchang Food Churin Leaderfoods Zhou's Aquatic Hapharm Group Dacheng Harbin Law Offices
GNC Sunflower Pharmaceutical Lenovo CDGA Trade Of New Generation Heliang Argiculture
Moutai Wine Harbin Beer TravelSky LCZ Liquor Culture Hall Junrui Low Deuterium Water

区域供应商 Regional Suppliers

Tianshunyuan Heida Sauerkraut Bei San Xia Food Pattison English Heilongjiang Postal Branch
Ronghuiweili SkiingX Wuchang City Rice Assoc. Grand Farm Sane Furniture